



US00D415488S

# United States Patent [19]

Lee

[11] Patent Number: Des. 415,488

[45] Date of Patent: \*\* Oct. 19, 1999

[54] **PORTABLE TELEPHONE**

[75] Inventor: **Young Keun Lee**, Seoul, Rep. of Korea

[73] Assignee: **Samsung Electronics Co., Ltd.**,  
Kyungki-Do, Rep. of Korea

[\*\*] Term: **14 Years**

[21] Appl. No.: **29/094,269**

[22] Filed: **Sep. 29, 1998**

[30] **Foreign Application Priority Data**

Sep. 7, 1998 [KR] Rep. of Korea ..... 98-15061

[51] **LOC (6) Cl.** ..... **14-03**

[52] **U.S. Cl.** ..... **D14/138**

[58] **Field of Search** ..... D14/137, 138,  
D14/147-148, 247-248, 250, 240, 140-142;  
379/433, 434, 419, 420, 428, 440; 455/550-575,  
90

[56] **References Cited**

**U.S. PATENT DOCUMENTS**

- D. 337,763 7/1993 Seki et al. .... D14/138
- D. 343,616 1/1994 Nagele et al. .... D14/138
- D. 353,588 12/1994 Goergen et al. .... D14/148 X
- D. 357,249 4/1995 Williams et al. .... D14/147 X
- D. 357,250 4/1995 Ifuji et al. .... D14/138
- D. 365,818 1/1996 Irie et al. .... D14/138
- D. 365,819 1/1996 Sawaguchi et al. .... D14/138
- D. 369,599 5/1996 Wong ..... D14/138
- D. 388,428 12/1997 Lindahl et al. .... D14/138

- D. 392,286 3/1998 Eckholm ..... D14/138
- D. 394,256 5/1998 Lohrding et al. .... D14/138
- D. 396,039 7/1998 Park et al. .... D14/138
- D. 400,874 11/1998 Lindeman et al. .... D14/138
- 5,640,690 6/1997 Kudrna ..... 455/575
- 5,732,135 3/1998 Weadon et al. .... 379/433
- 5,761,300 6/1998 Domoleczny ..... 379/433
- 5,764,760 6/1998 Grandbert et al. .... 379/433
- 5,859,909 1/1999 Takagi et al. .... 379/433

**OTHER PUBLICATIONS**

Mobile Computing and Communications, Samsung tele-  
phone, Dec. 1997.

*Primary Examiner*—Jeffrey Asch  
*Attorney, Agent, or Firm*—Helfgott & Karas, P.C.

[57] **CLAIM**

The new and ornamental design for a portable telephone, as  
shown and described.

**DESCRIPTION**

FIG. 1 is a perspective view of a portable telephone showing  
our new design;  
FIG. 2 is a front view thereof;  
FIG. 3 is a back view thereof;  
FIG. 4 is a left side view thereof;  
FIG. 5 is a right side view thereof;  
FIG. 6 is a top view thereof;  
FIG. 7 is a bottom view thereof; and,  
FIG. 8 is a front view thereof in an open condition.

**1 Claim, 5 Drawing Sheets**

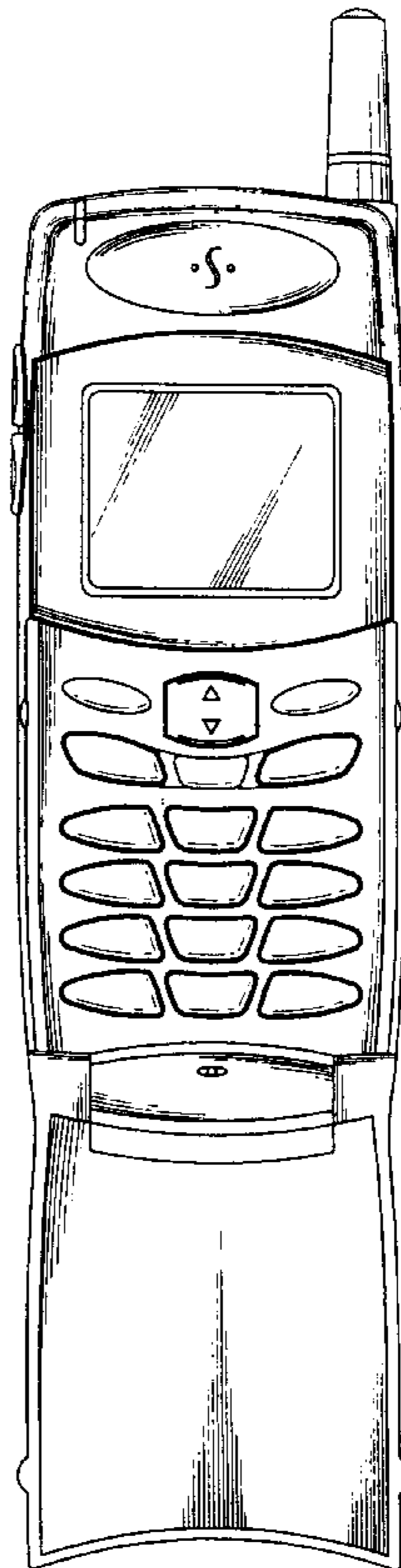
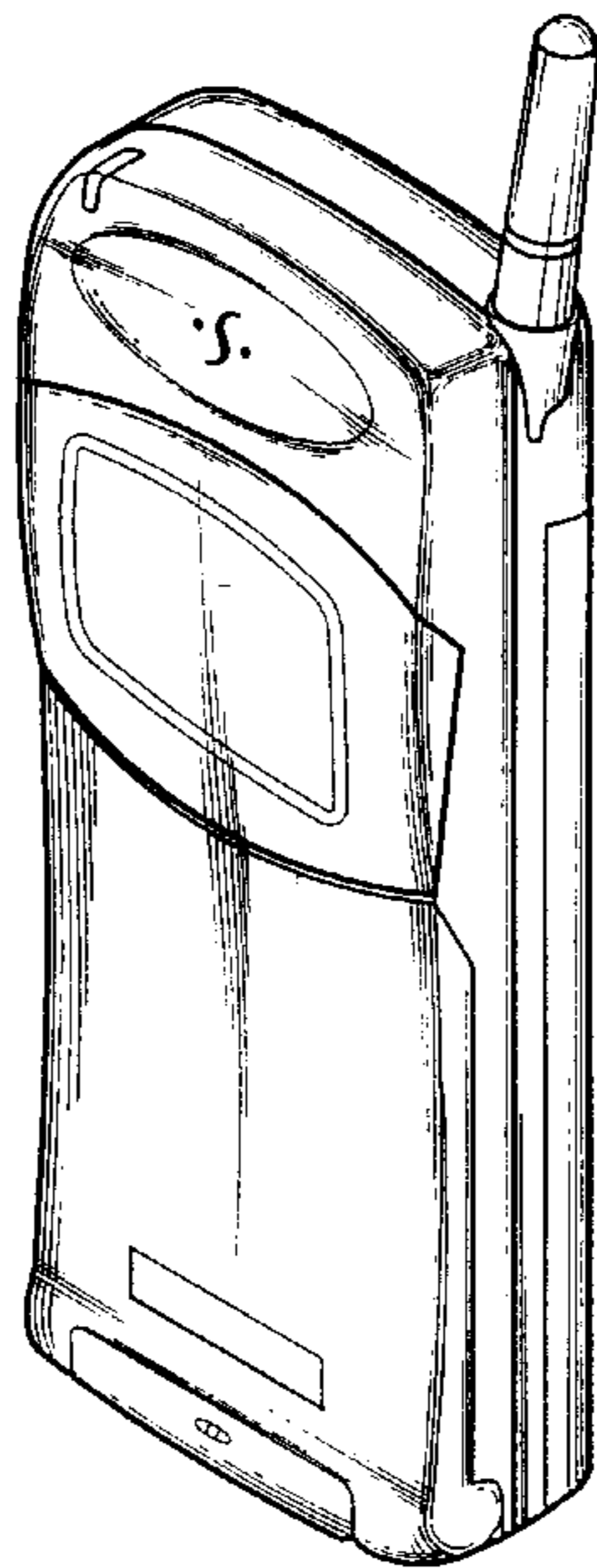


FIG. 1

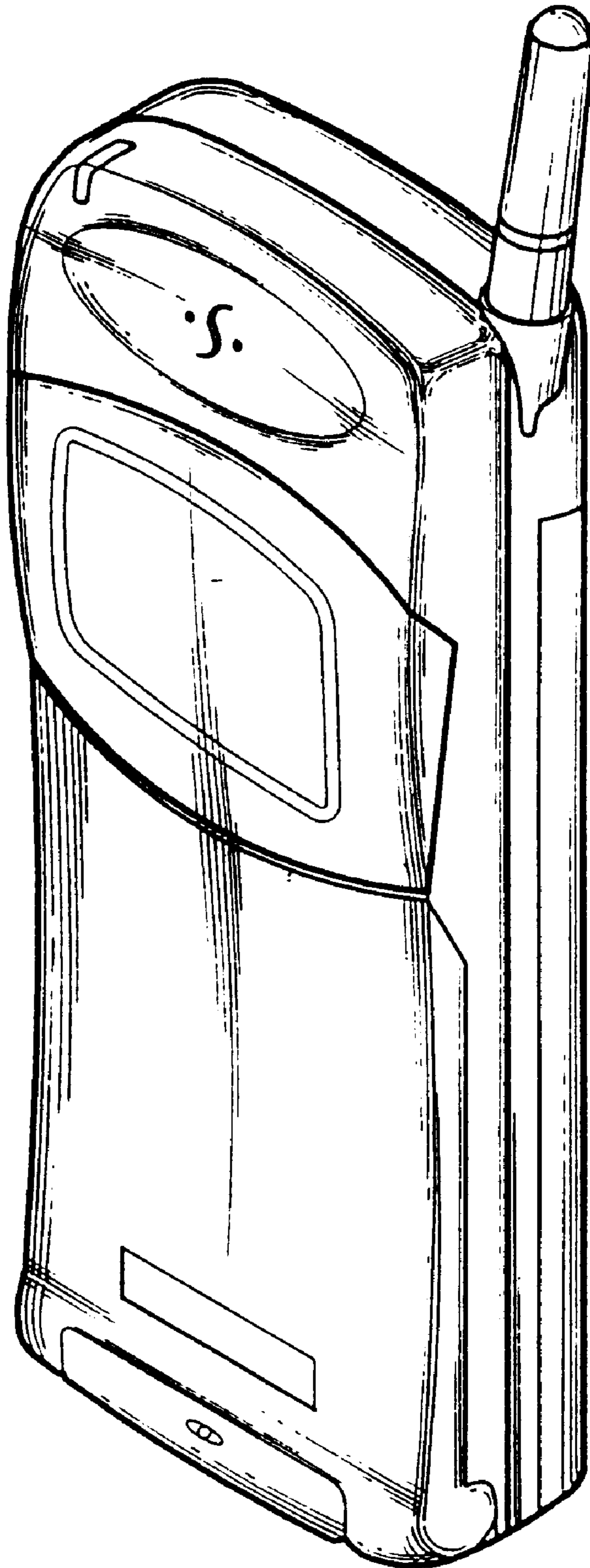


FIG. 2

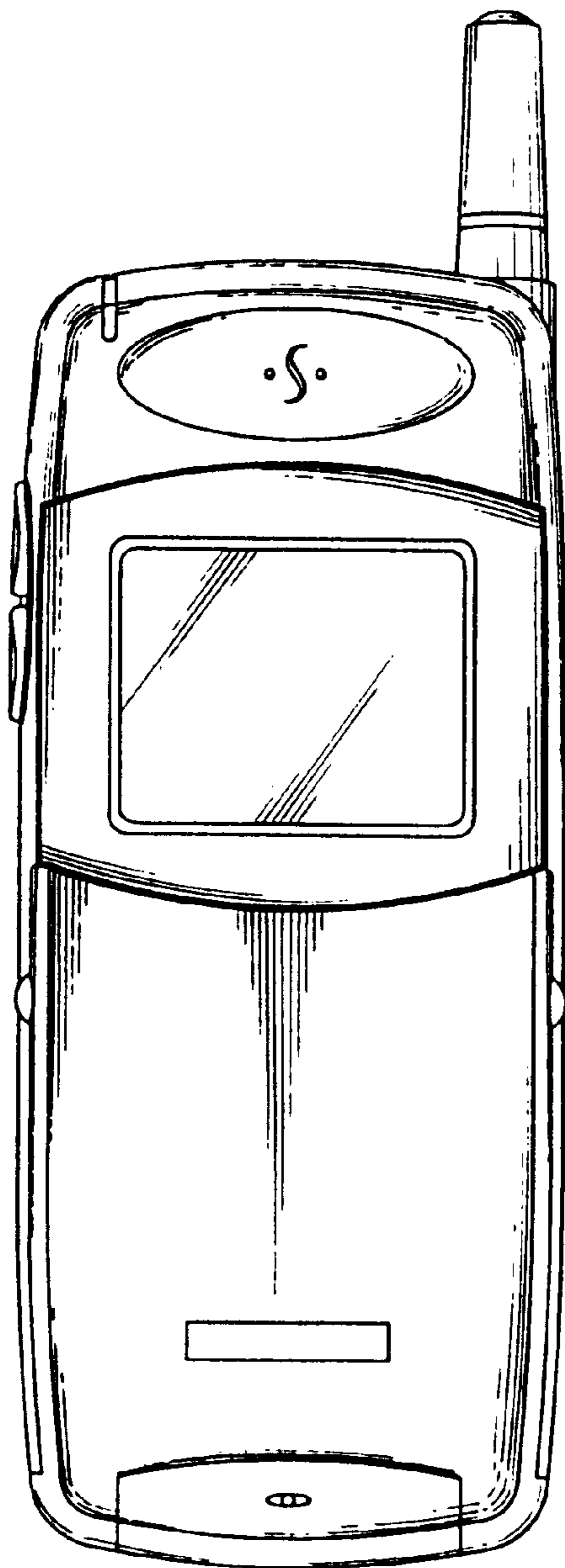


FIG. 3

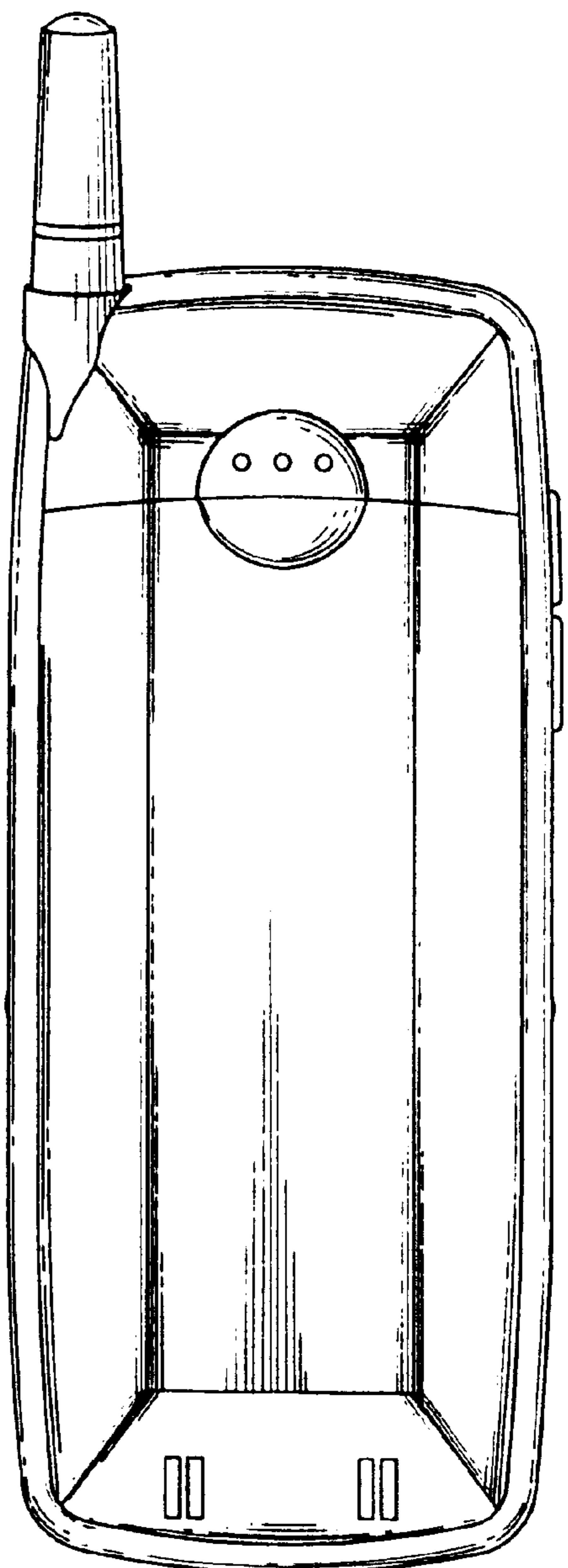


FIG. 4

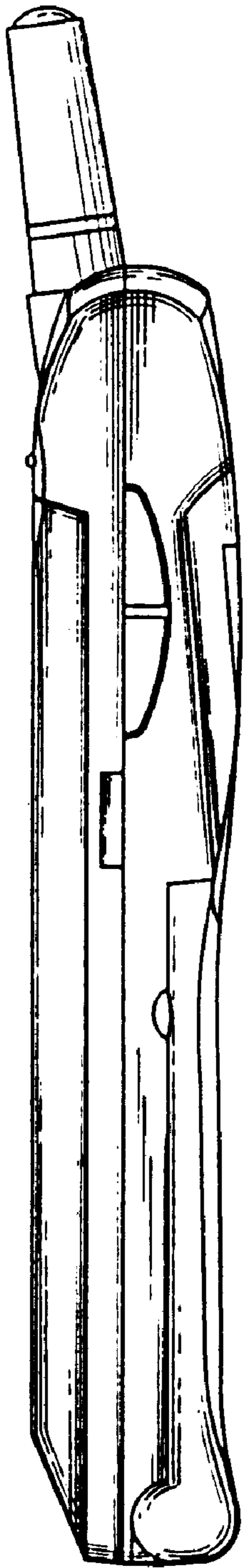


FIG. 5

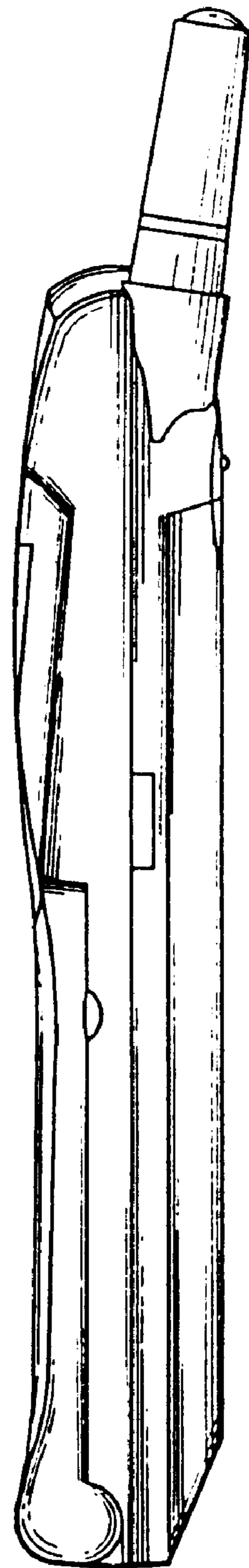


FIG. 6



FIG. 7

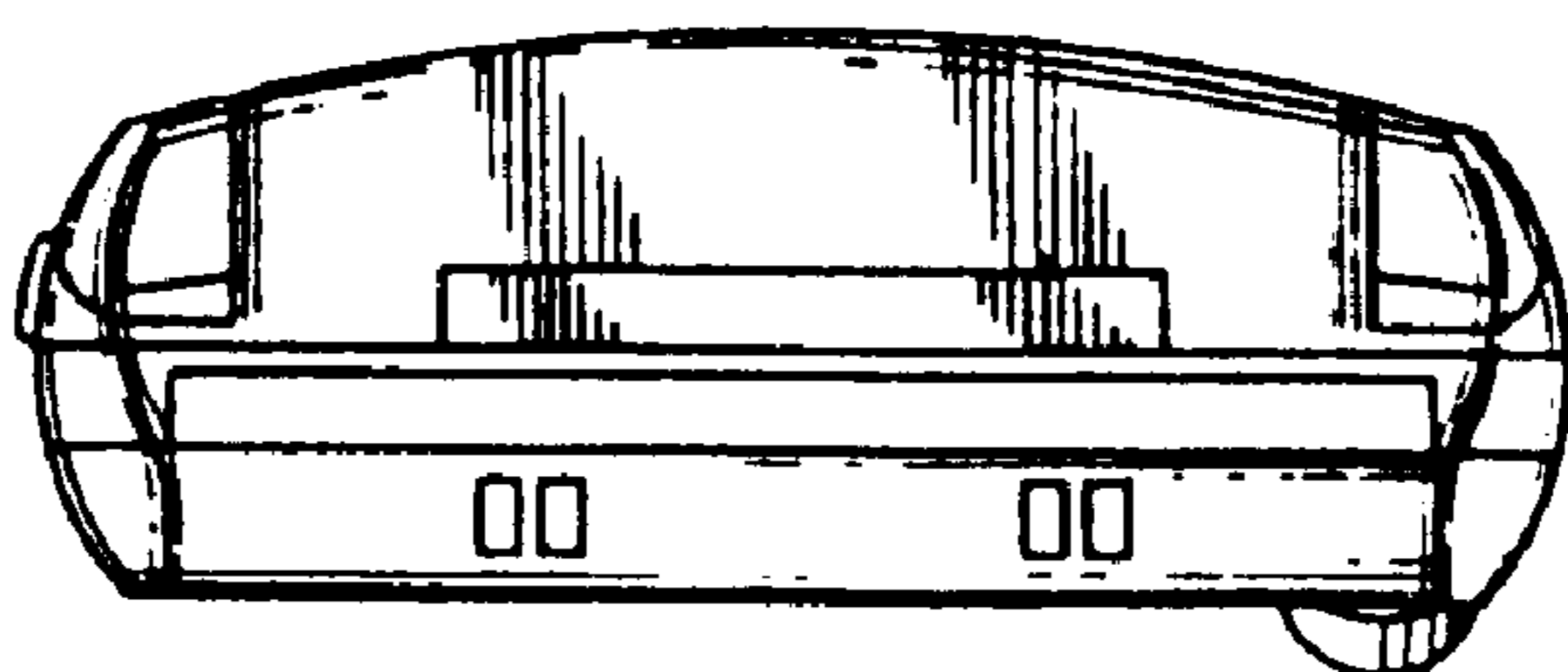




FIG. 8

