



US00D415481S

**United States Patent** [19]  
**Cooper et al.**

[11] **Patent Number: Des. 415,481**

[45] **Date of Patent: \*\* Oct. 19, 1999**

[54] **COMPUTER COVER**

[75] Inventors: **Larry Thomas Cooper**, Round Rock;  
**Karen Marie MacMurtrie**, Austin,  
both of Tex.; **Mary Lou Tierney**,  
Atlanta, Ga.

[73] Assignee: **International Business Machines Corp.**, Armonk, N.Y.

[\*\*] Term: **14 Years**

[21] Appl. No.: **29/079,762**

[22] Filed: **Nov. 12, 1997**

[51] **LOC (6) Cl.** ..... **14-02**

[52] **U.S. Cl.** ..... **D14/114**

[58] **Field of Search** ..... D14/100, 107,  
D14/109, 114; D13/162, 184, 199; D6/432,  
436, 445, 448; 312/208.1, 254, 292; 360/99.12;  
361/694, 696, 683, 724-28

[56] **References Cited**

**U.S. PATENT DOCUMENTS**

D. 344,932 3/1994 Berkowitz et al. .... D14/100

D. 379,800	6/1997	Sollie et al. ....	D14/100
D. 383,119	9/1997	Mousa .....	D14/100
D. 383,445	9/1997	Mousa .....	D14/100
D. 392,263	3/1998	Carlson et al. ....	D14/114
D. 396,697	8/1998	Jasinski et al. ....	D14/100
D. 397,098	8/1998	Laituri et al. ....	D14/114

*Primary Examiner*—M. H. Tung  
*Attorney, Agent, or Firm*—Richard A. Henkler

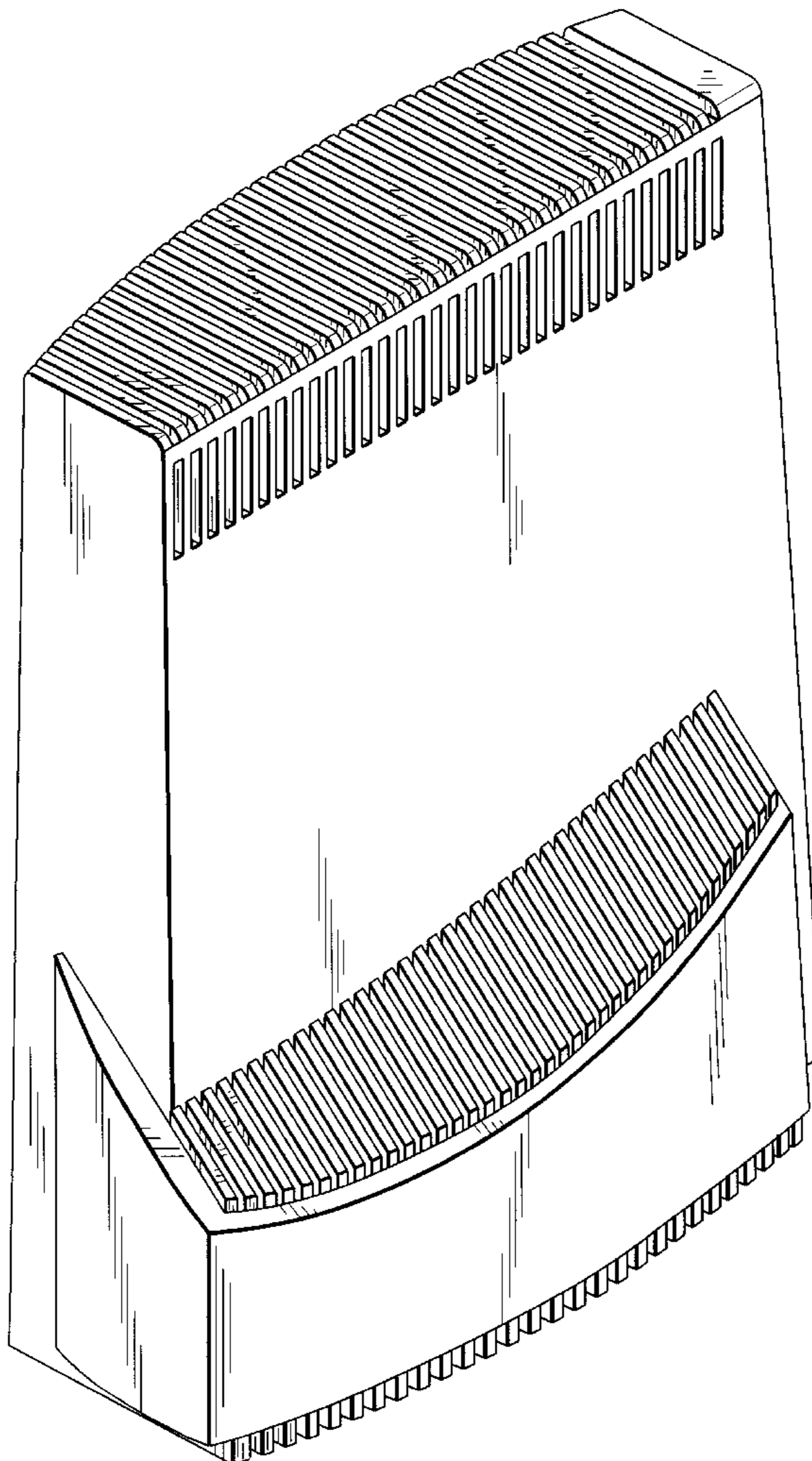
[57] **CLAIM**

The ornamental design for the computer cover, as shown and described.

**DESCRIPTION**

FIG. 1 is a top, front, right side perspective view thereof, FIG. 2 is a top, back, left side perspective view thereof; and, FIG. 3 is a top, back, right side perspective view thereof.

**1 Claim, 3 Drawing Sheets**



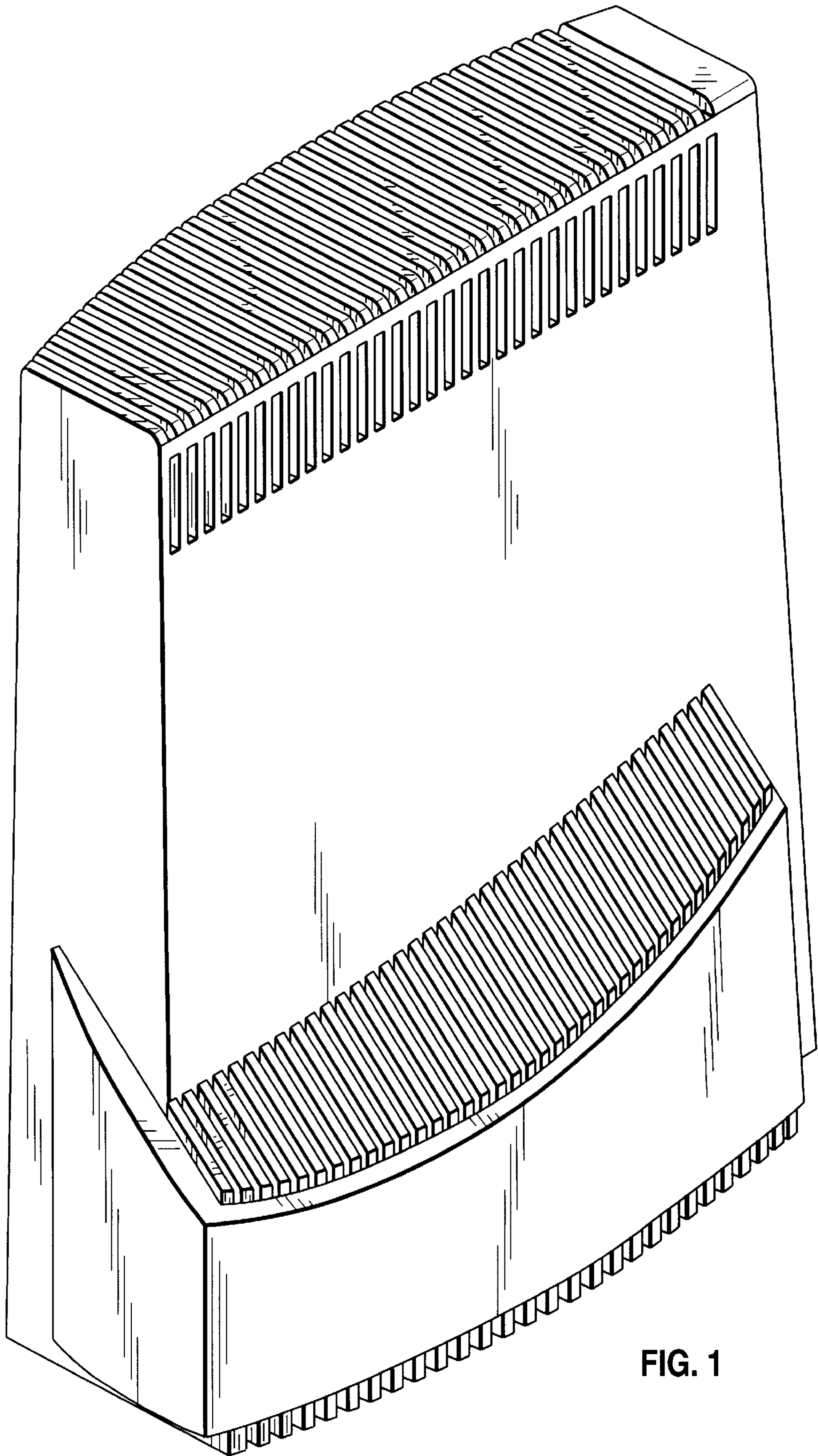


FIG. 1

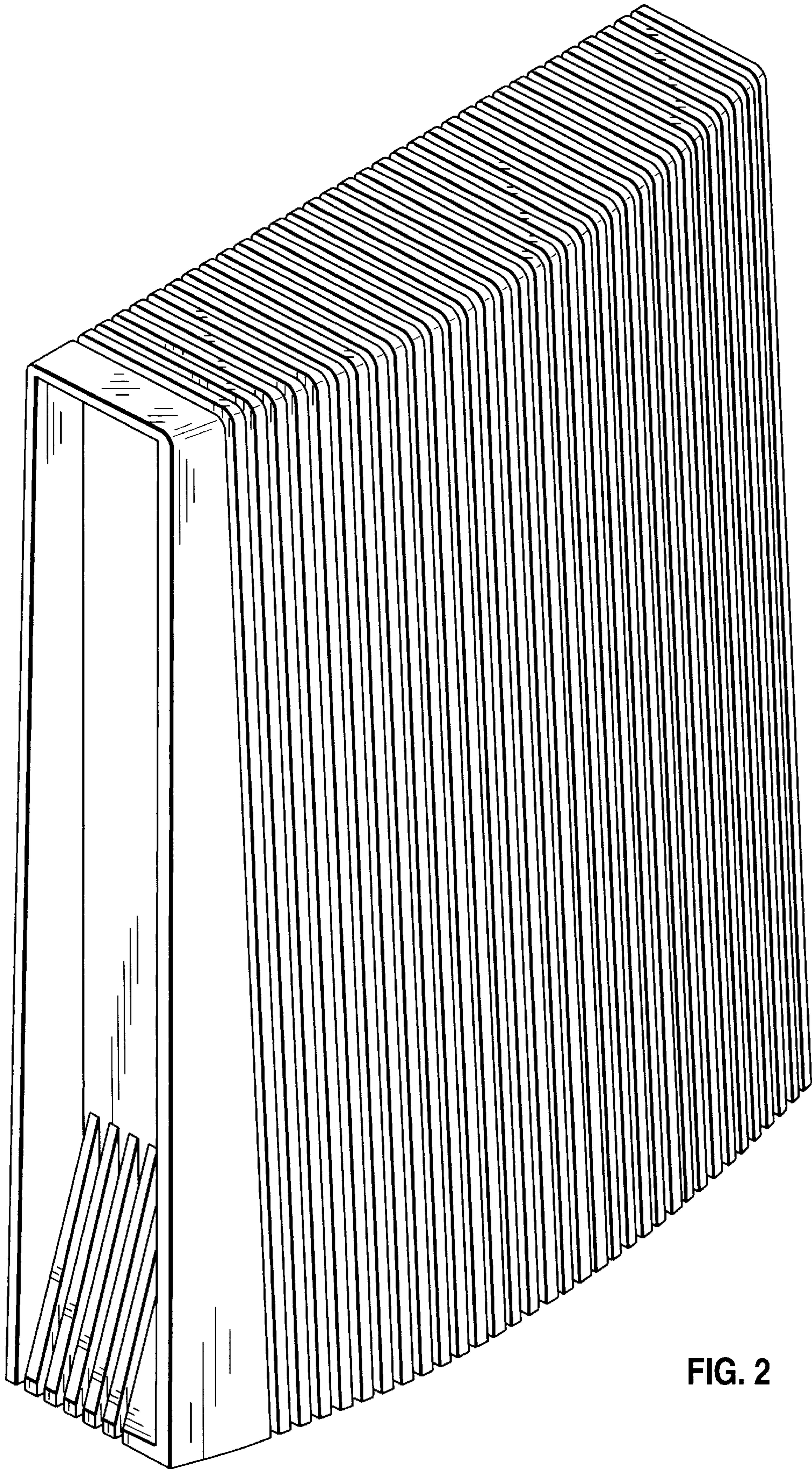


FIG. 2

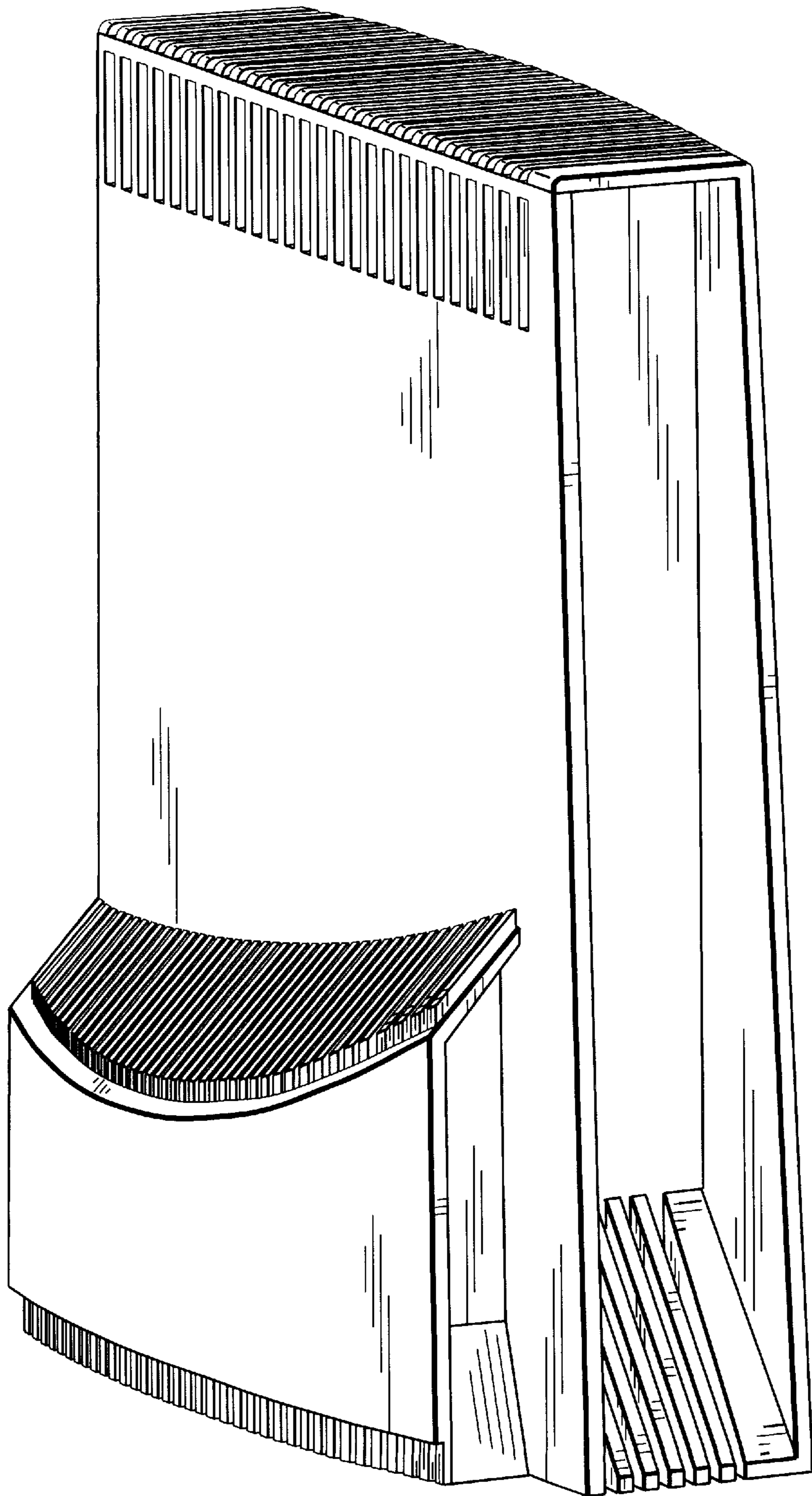


FIG. 3