



US00D415469S

United States Patent [19]
Lee

[11] **Patent Number: Des. 415,469**

[45] **Date of Patent: ** Oct. 19, 1999**

[54] **CONNECTOR FOR A MICROPHONE**

4,630,876 12/1986 Grunberg et al. 439/353 X
4,857,008 8/1989 Kee et al. 439/352

[76] Inventor: **Chang-Chi Lee**, P.O. Box 82-144,
Taipei, Taiwan

OTHER PUBLICATIONS

Cord plugs on pp. 1-7 of Switchcraft catalog C90, Jul. 1990.

[**] Term: **14 Years**

Primary Examiner—Joel Sincavage
Attorney, Agent, or Firm—A & J

[21] Appl. No.: **29/087,095**

[22] Filed: **Apr. 28, 1998**

[57] **CLAIM**

[51] **LOC (6) Cl.** **13-03**

The ornamental design for a connector for a microphone, as shown and described.

[52] **U.S. Cl.** **D13/146**

[58] **Field of Search** D13/133, 146;
439/259, 296, 350, 352, 353, 354, 357,
358, 680, 598, 533

DESCRIPTION

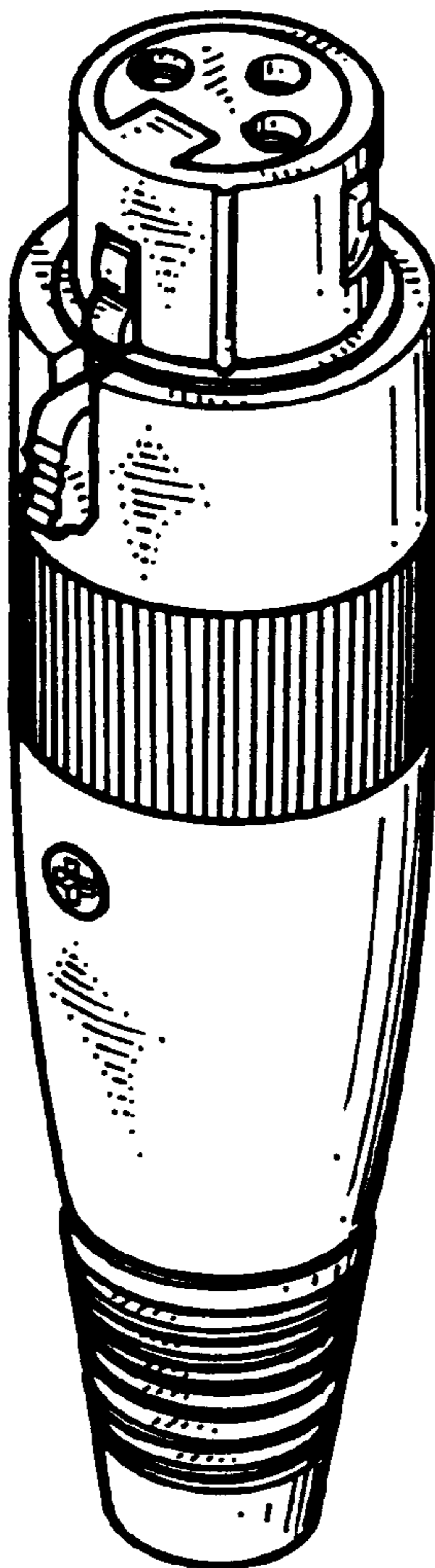
[56] **References Cited**

FIG. 1 is a perspective view of a connector for a microphone showing my new design;
FIG. 2 is a front view thereof;
FIG. 3 is a rear view thereof;
FIG. 4 is a right side elevational view thereof;
FIG. 5 is a left side elevational view thereof;
FIG. 6 is a top plan view thereof; and,
FIG. 7 is a bottom plan view thereof.

U.S. PATENT DOCUMENTS

D. 399,188	10/1998	Lin	D13/146
3,219,961	11/1965	Bailey et al.	439/354
3,721,939	3/1973	Paugh	439/354
4,261,628	4/1981	Gallagher et al.	439/350 X
4,316,647	2/1982	Bailey et al.	439/354

1 Claim, 4 Drawing Sheets



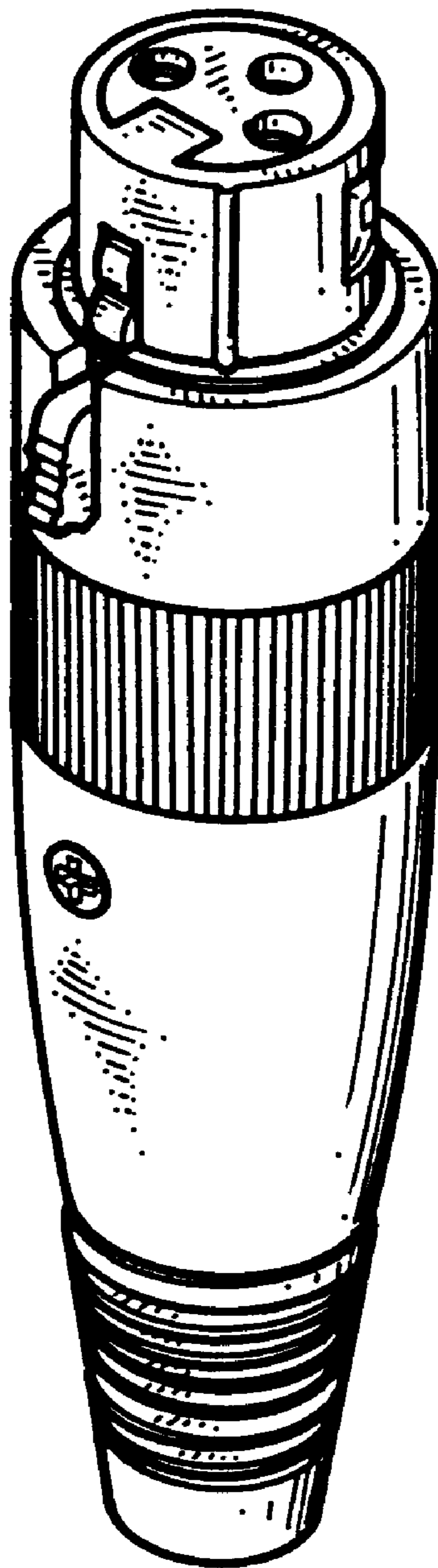


FIG. 1




FIG. 2

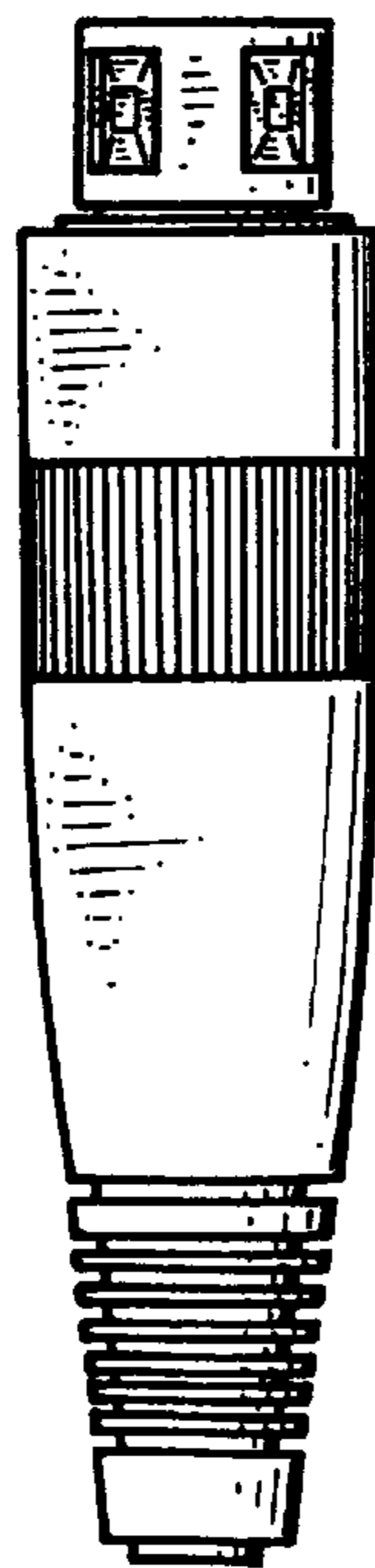


FIG. 3

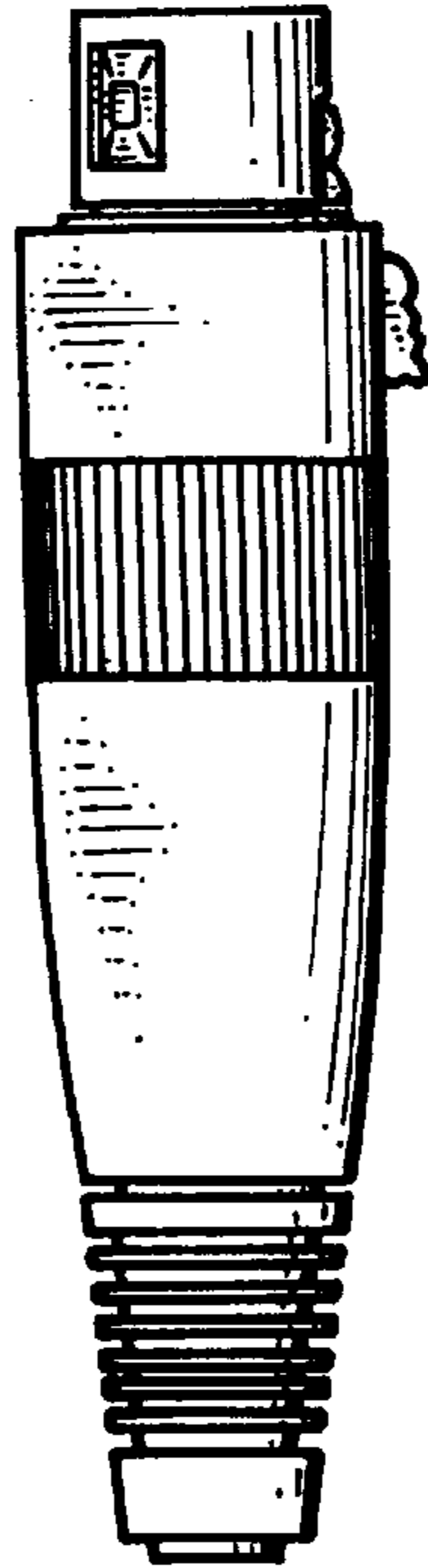


FIG. 4

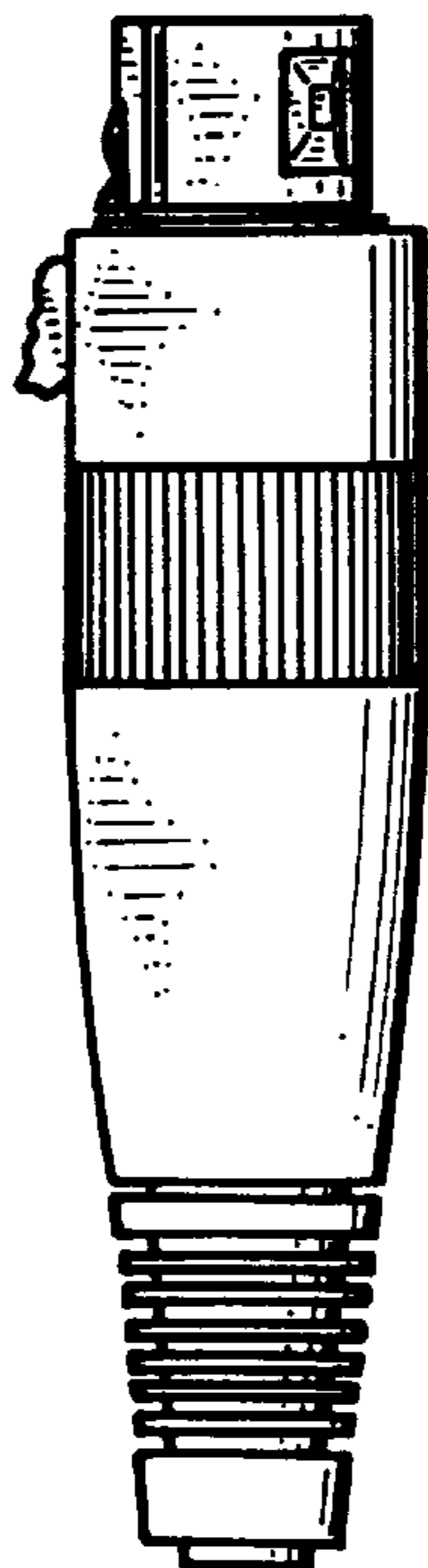


FIG. 5




FIG. 6

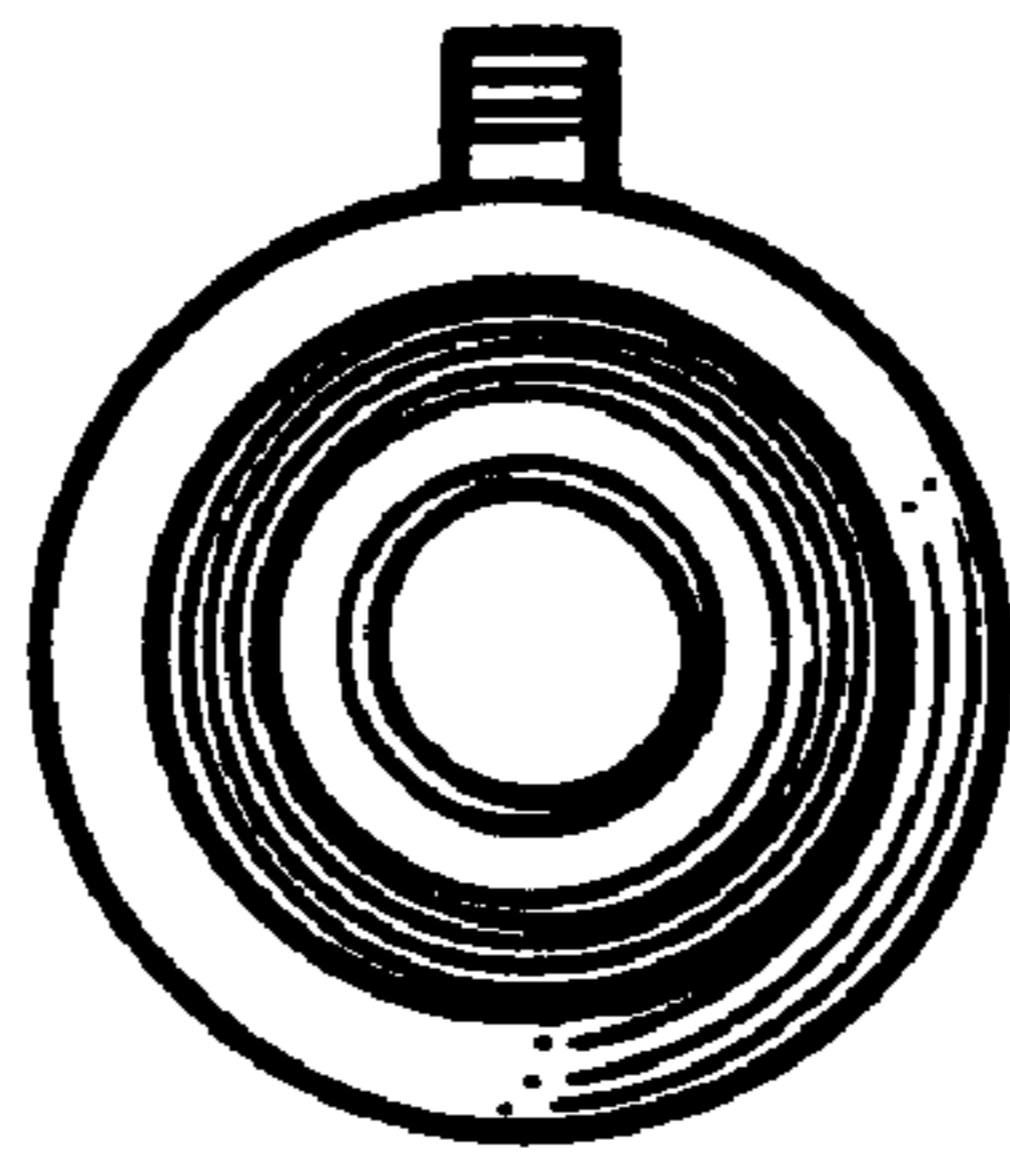


FIG. 7