



US00D415465S

United States Patent [19]

Henderson et al.

[11] Patent Number: **Des. 415,465**

[45] Date of Patent: **** Oct. 19, 1999**

[54] **VEHICLE COVER**

[76] Inventors: **Curtis Henderson**, 1400 Stephenson, Fort Worth, Tex. 76102; **Michael Henderson**, 6305 Walburn Ct., Fort Worth, Tex. 76133

[**] Term: **14 Years**

[21] Appl. No.: **29/100,105**

[22] Filed: **Feb. 4, 1999**

[51] **LOC (6) Cl.** **12-16**

[52] **U.S. Cl.** **D12/401**

[58] **Field of Search** D12/400, 401, D12/403; 296/95.1, 136; 150/166, 165, 167, 154

[56] **References Cited**

U.S. PATENT DOCUMENTS

D. 342,048	12/1993	Owen	D12/401
D. 375,078	10/1996	Cobb	D12/401
D. 377,928	2/1997	Tillery	D12/401
D. 379,081	5/1997	Wilson	D12/401

D. 386,144	11/1997	Dedeaux et al.	D12/401
4,699,192	10/1987	Kamen et al.	296/136
4,821,785	4/1989	Rolan	296/136
4,827,997	5/1989	Rolan	296/136
5,518,289	5/1996	Cobble	296/136
5,653,492	8/1997	Mills	296/136

Primary Examiner—Doris V. Coles
Assistant Examiner—Stacia Sinuik

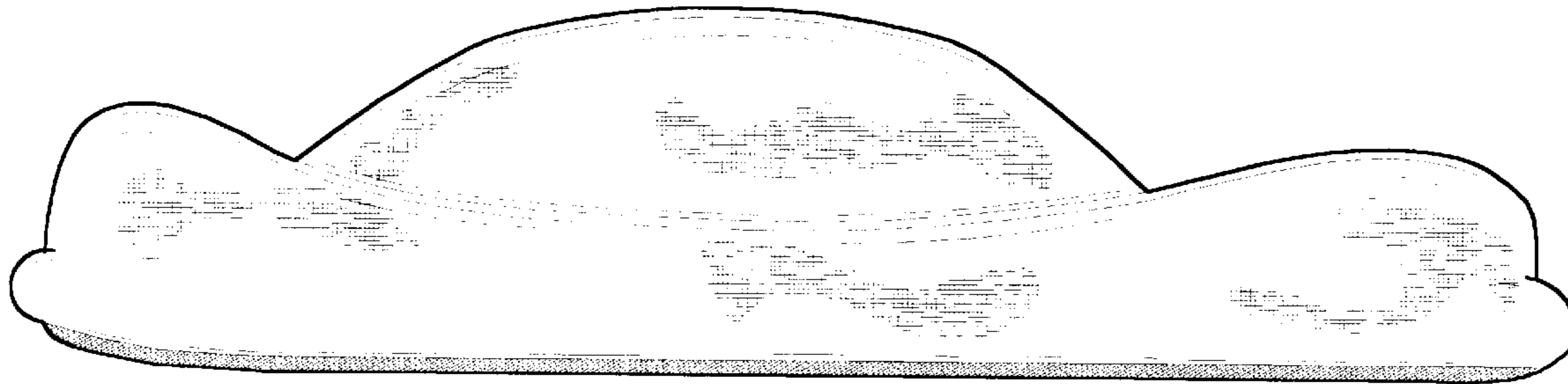
[57] **CLAIM**

The ornamental design for a vehicle cover, as shown and described.

DESCRIPTION

FIG. 1 is a left side elevational view of the vehicle cover of the present invention, with the right side elevational view being a mirror image thereof; FIG. 2 is a front elevational view of the vehicle cover of FIG. 1; FIG. 3 is a rear elevational view of the vehicle cover of FIG.1; FIG. 4 is a top plan view of the vehicle cover of FIG.1; and, FIG. 5 is a bottom plan view of the vehicle cover of FIG. 1.

1 Claim, 2 Drawing Sheets






Fig. 1

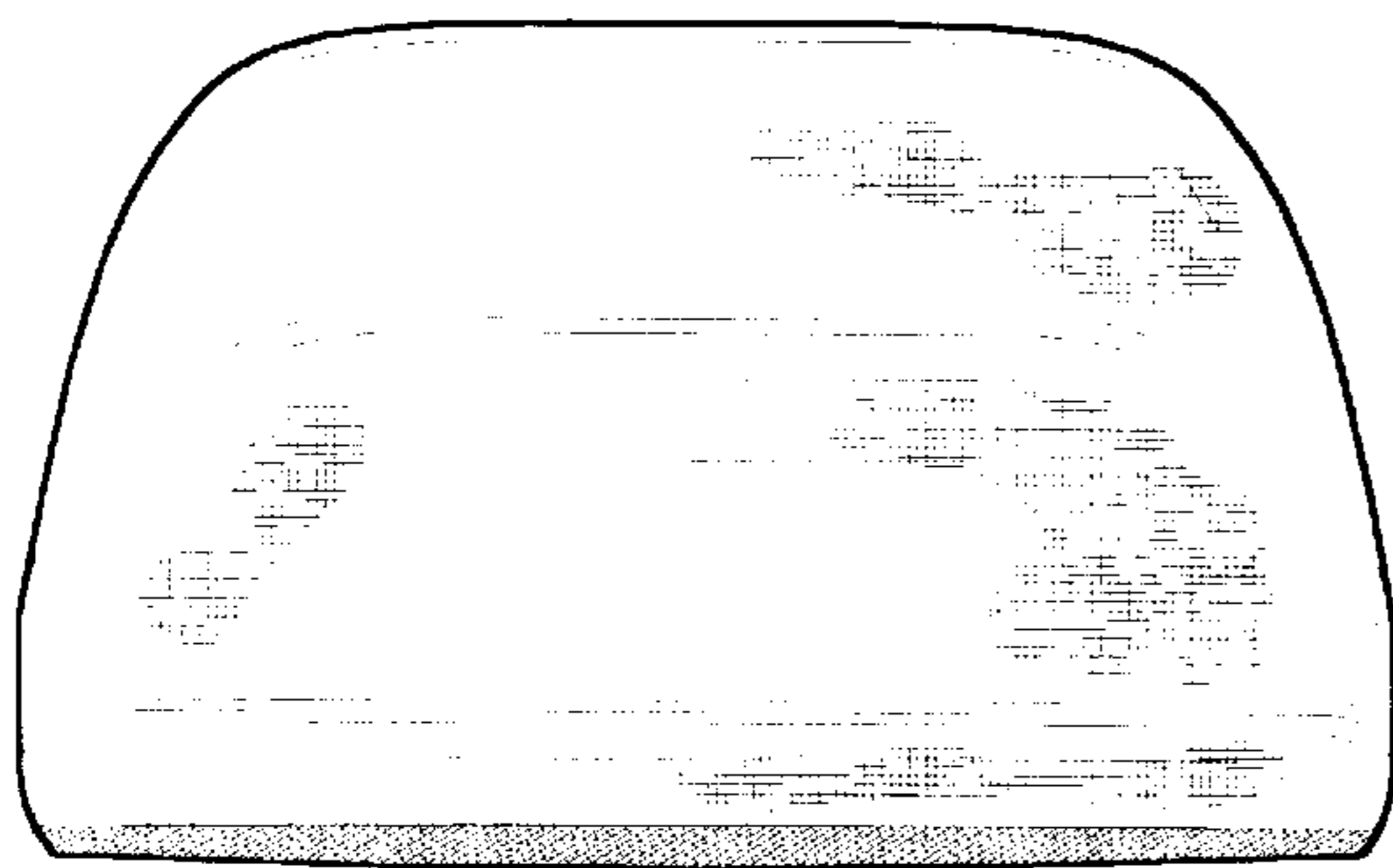


Fig. 2

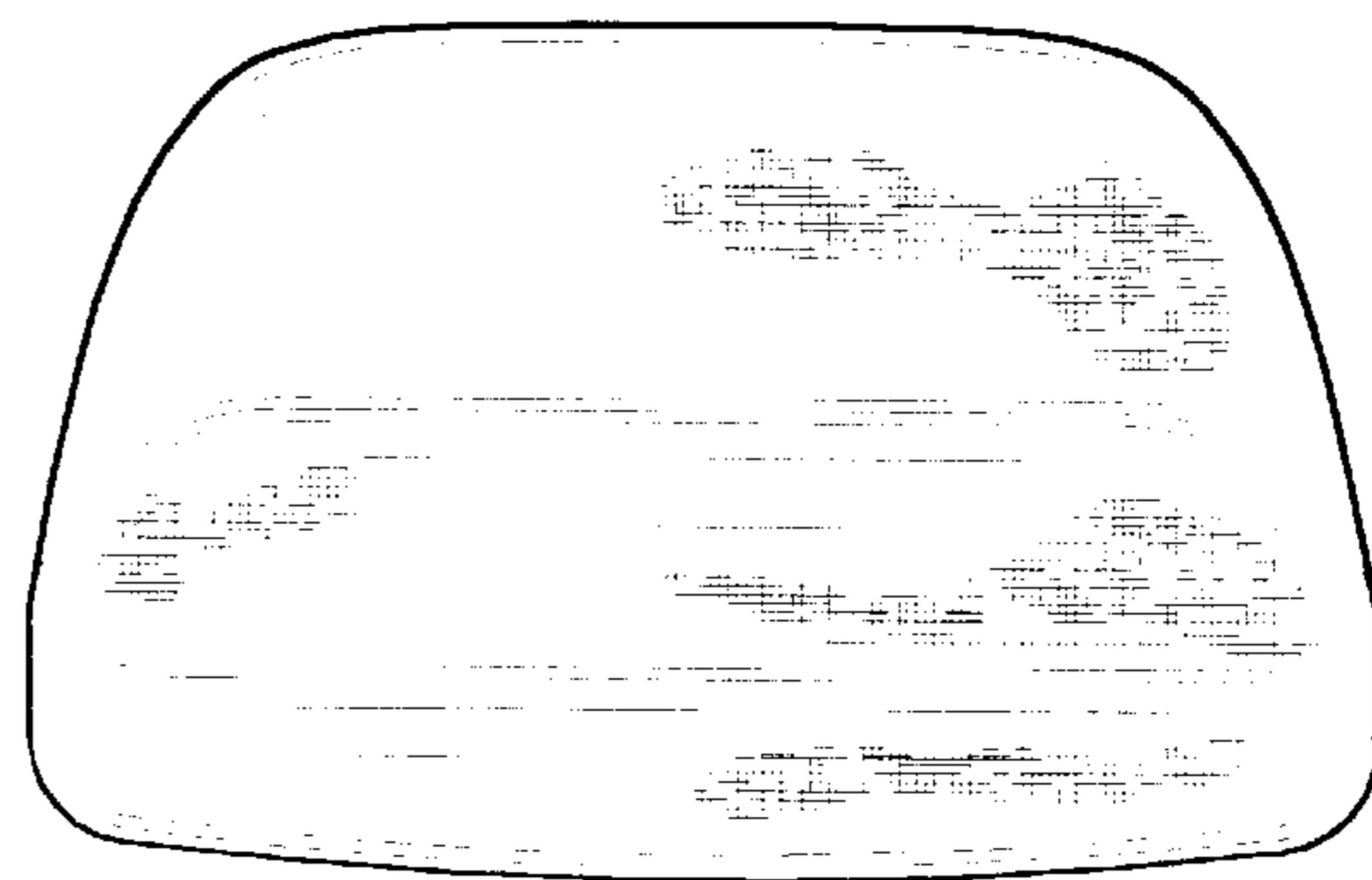


Fig. 3

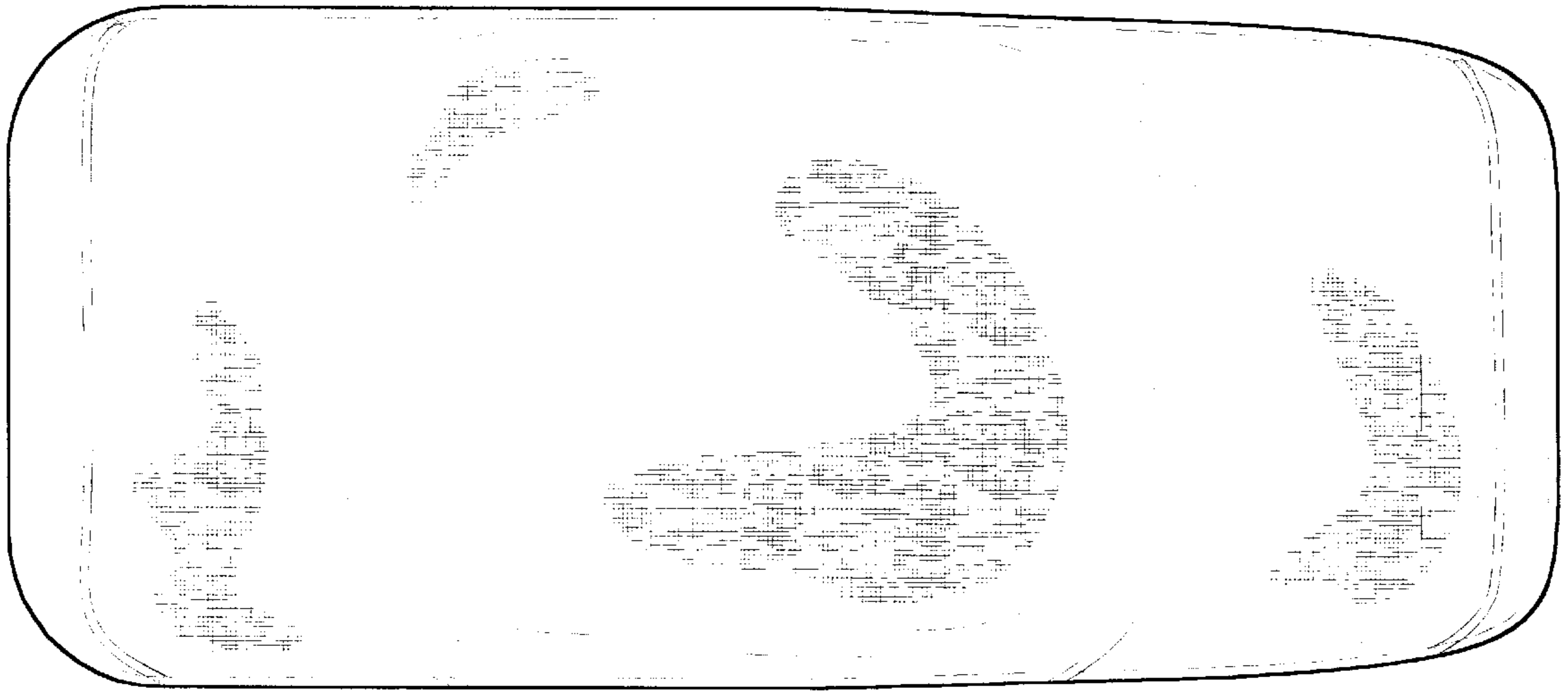


Fig. 4




Fig. 5