



US00D415455S

United States Patent [19] Moore

[11] **Patent Number: Des. 415,455**

[45] **Date of Patent: ** Oct. 19, 1999**

[54] **TIRE TREAD**

[75] Inventor: **Ralston Horace Moore**, Fountain Inn, S.C.

[73] Assignee: **Michelin Recherche et Technique S.A.**, Switzerland

[**] Term: **14 Years**

[21] Appl. No.: **29/096,497**

[22] Filed: **Nov. 12, 1998**

[51] **LOC (6) Cl.** **12-15**

[52] **U.S. Cl.** **D12/147**

[58] **Field of Search** D12/136-152;
152/209.1, 209.8, 209.9, 209.11, 209.12,
209.13, 209.16, 209.18, 209.19, 209.21,
209.28, 900, 901, 902, 903

[56] **References Cited**

U.S. PATENT DOCUMENTS

D. 347,818	6/1994	Loser et al.	D12/147
D. 365,063	12/1995	Lurois et al.	D12/147
D. 379,606	6/1997	Lurois et al.	D12/147
D. 379,607	6/1997	Lurois et al.	D12/147
D. 380,181	6/1997	Maruyama et al.	D12/146
D. 389,105	1/1998	Lurois et al.	D12/147
D. 397,970	9/1998	Le et al.	D12/147
D. 399,461	10/1998	Lurois et al.	D12/147
D. 402,939	12/1998	Lurois et al.	D12/147
4,854,358	8/1989	Takeuchi	152/209.19
5,373,881	12/1994	Enoki	152/209.18

OTHER PUBLICATIONS

Tread Design Guide, 1992, p. 98 Cordovan Wild Trac Radial XRT.

Tread Design Guide, 1992, p. 98 Cordovan Power King All Position.

Tread Design Guide, 1992, p. 122 Multi-Mile Wild Country Radial RVT.

Tread Design Guide, 1992, p. 122 Multi-Mile Wild Country Radial XRT.

Tread Design Guide, 1992, p. 122 Power King All Traction Radial XRT.

Tread Design Guide, 1992, p. 129 Sigma Stampede Radial XRT.

Tread Design Guide, 1992, p. 129 Sigma Power King All Position XRT.

Dealer Specification Sheet, p. 38, Specification for Tread Design XDHT.

Primary Examiner—Robert M. Spear
Attorney, Agent, or Firm—Alan A. Csontos; Robert R. Reed

[57] **CLAIM**

The ornamental design for a tire tread, as shown and described.

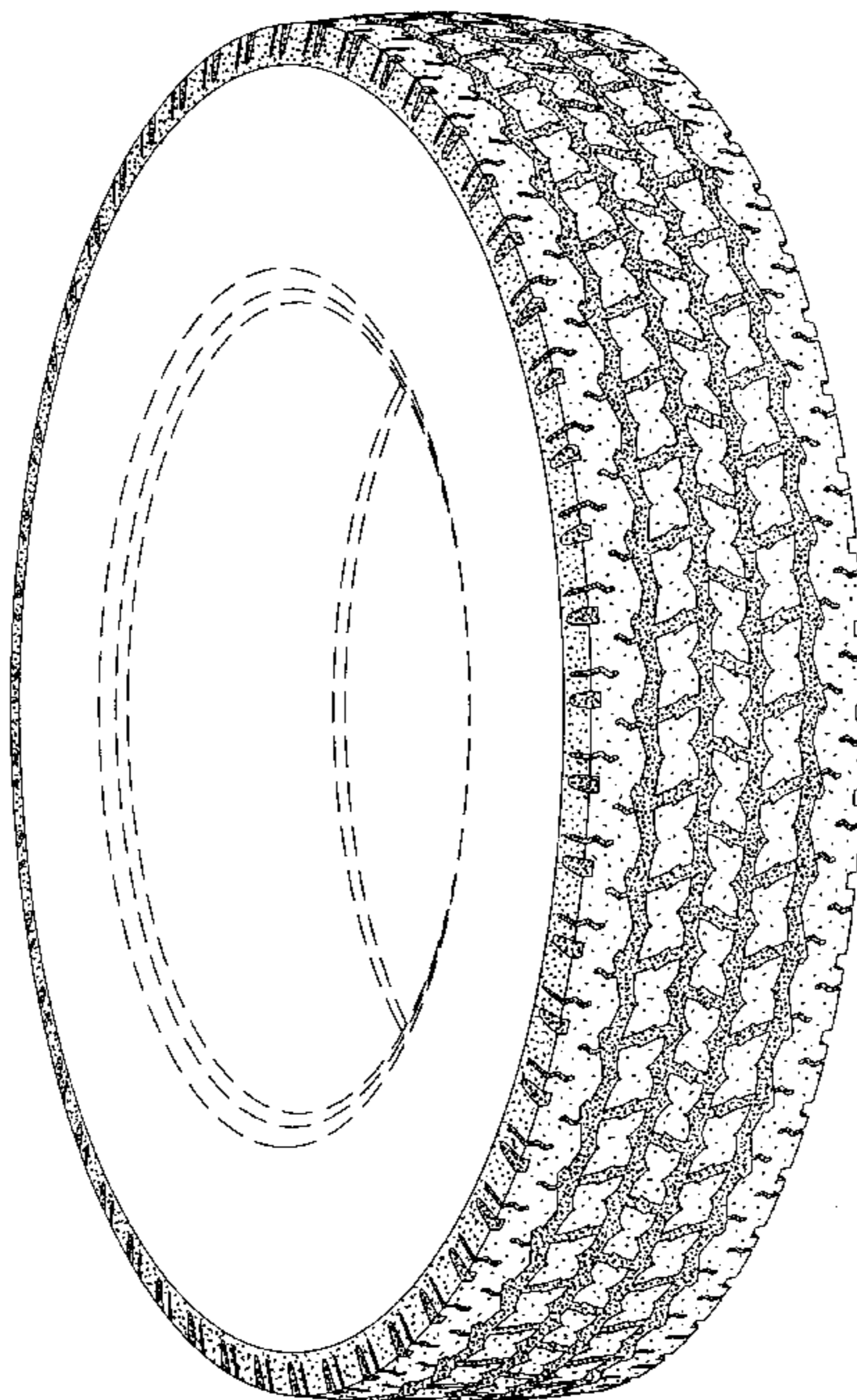
DESCRIPTION

FIG. 1 is a perspective view of a tire tread showing my new design, it being understood that the tread pattern repeats uniformly throughout the outer surface and shoulder circumference the tire tread, the opposite side perspective view being identical thereto; and,

FIG. 2 is a enlarged fragmentary front elevation view of the tire tread thereof.

The broken line disclosure of the tire sidewall and inner bead is for illustrative purposes only and forms no part of the claimed design.

1 Claim, 2 Drawing Sheets



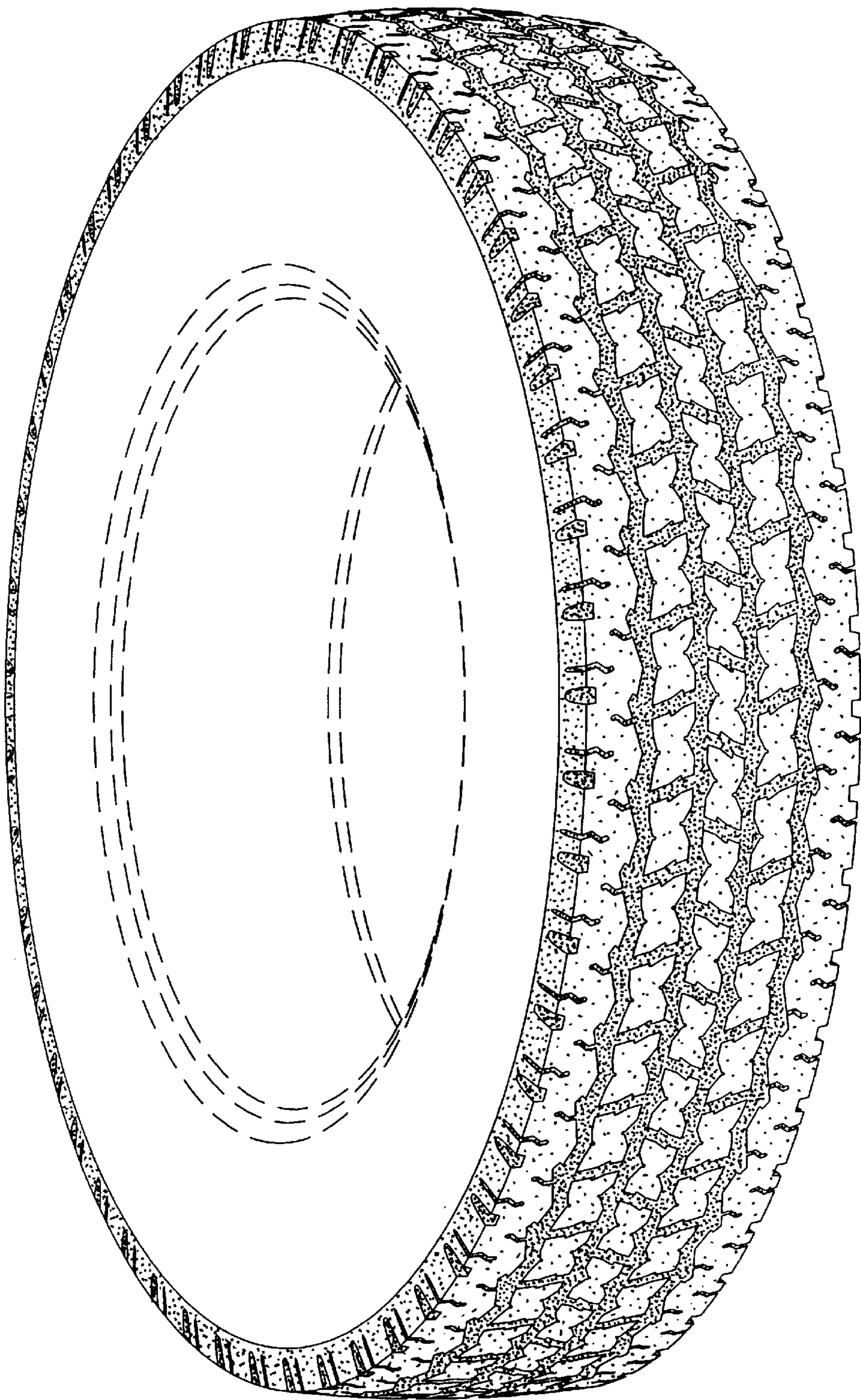


Fig. 1

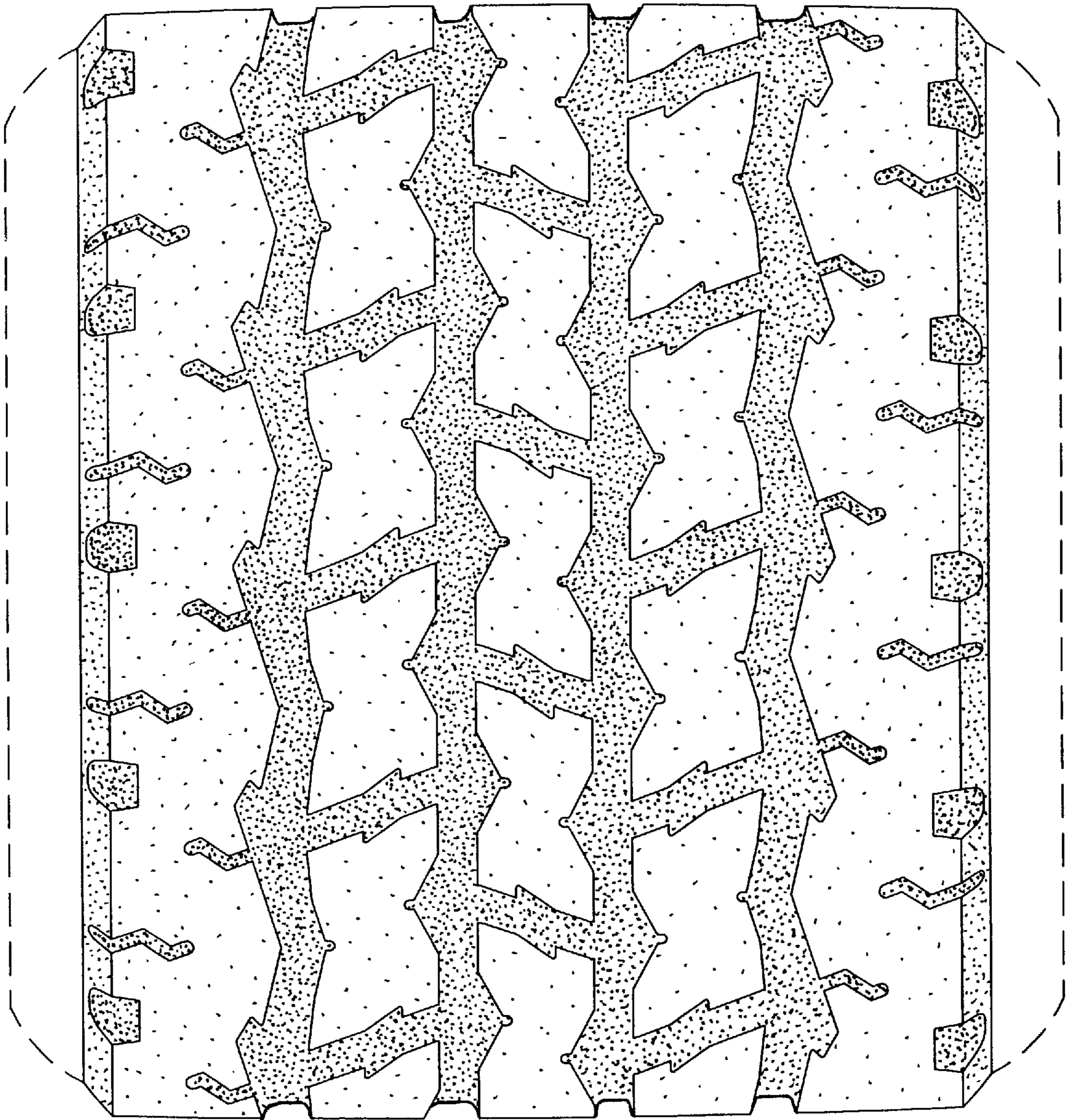


Fig. 2