



US00D415432S

United States Patent [19] Cattin

[11] Patent Number: Des. 415,432

[45] Date of Patent: ** Oct. 19, 1999

[54] WATCH CASE

[75] Inventor: **Rodolphe Cattin**, La Chaux-de-Fonds, Switzerland

[73] Assignee: **Titan International Holdings BV**, Amsterdam, Netherlands

[**] Term: **14 Years**

[21] Appl. No.: **29/090,777**

[22] Filed: **Jul. 16, 1998**

[51] LOC (6) Cl. **10-02**

[52] U.S. Cl. **D10/30; D10/39**

[58] Field of Search D10/1-40, 122-132; 368/280-282, 276-277, 285

[56] **References Cited**

U.S. PATENT DOCUMENTS

D. 290,347	6/1987	Komatsu	D310/38
D. 292,890	11/1987	Schoepfer	D10/39
D. 353,340	12/1994	Burgener	D10/32
D. 376,107	12/1996	Houlihan	D10/39
D. 401,866	12/1998	Pandel	D10/32

OTHER PUBLICATIONS

Hong Kong Enterprise—Oct. 1990—p. 112.

Primary Examiner—Nelson C. Holtje
Attorney, Agent, or Firm—Ladas & Parry

[57] **CLAIM**

I claim the ornamental design for a watch case, as shown and described.

DESCRIPTION

FIG. 1 is a top view of the watch case showing my new design in a first embodiment;

FIG. 2 is a bottom view thereof;

FIG. 3 is a right side view thereof;

FIG. 4 is a left side view thereof;

FIG. 5 is a front view thereof;


FIG. 6 is a rear view thereof;

FIG. 7 is a top view of the watch case in a second embodiment in which all other views are the same as in the first embodiment; and,

FIG. 8 is a top view of the watchcase in a third embodiment in which all other views are the same as the first embodiment.

The broken line showing of numerals in FIG. 8 is for illustrative purposes only and forms no part of the claimed design.

1 Claim, 4 Drawing Sheets






FIG. 1

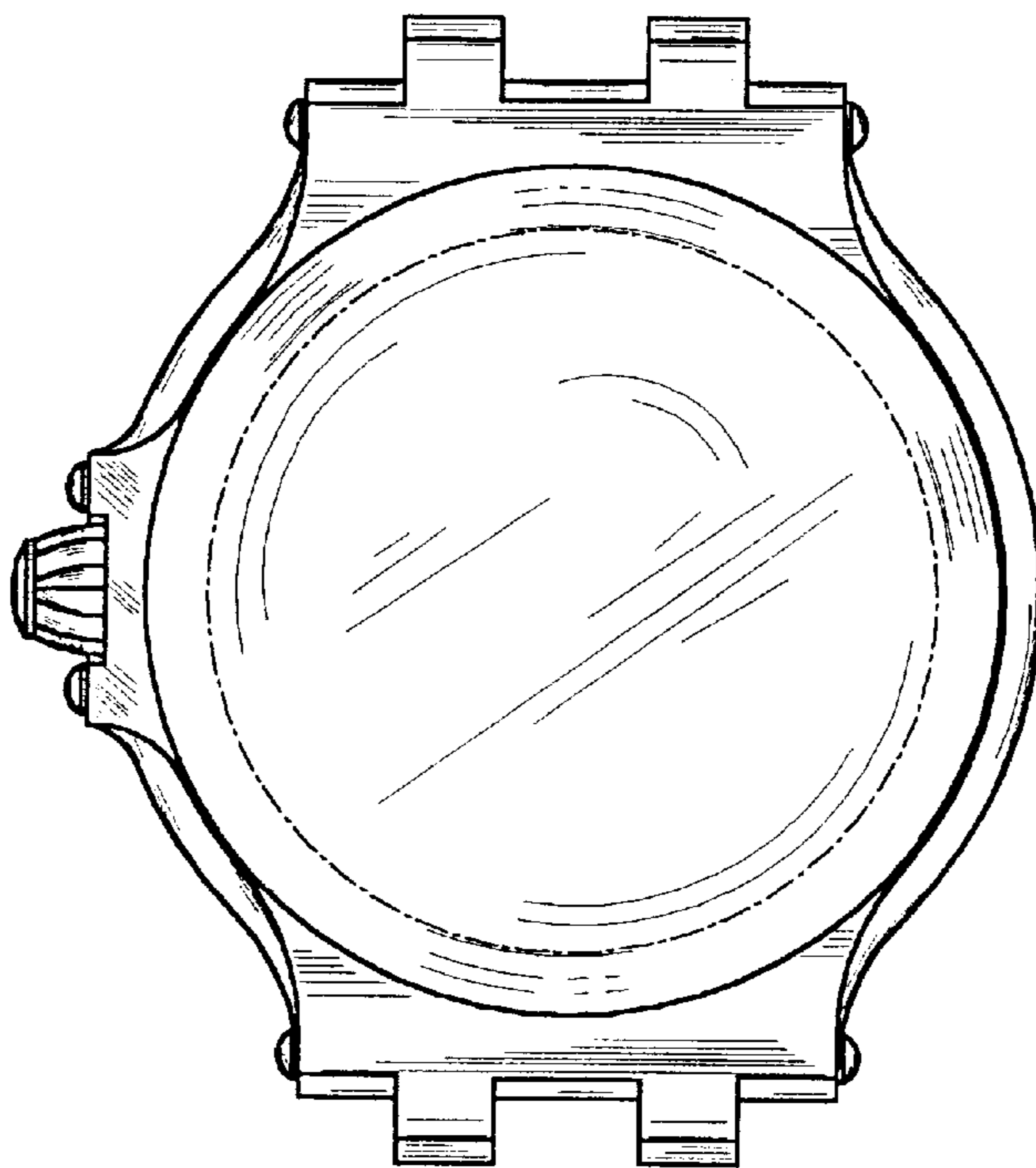


FIG. 2

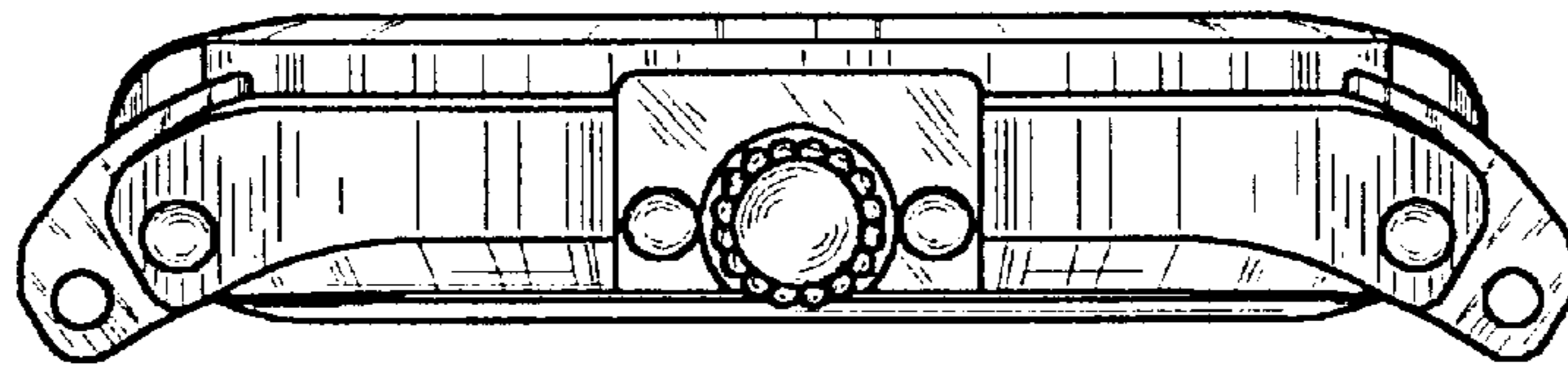


FIG. 3

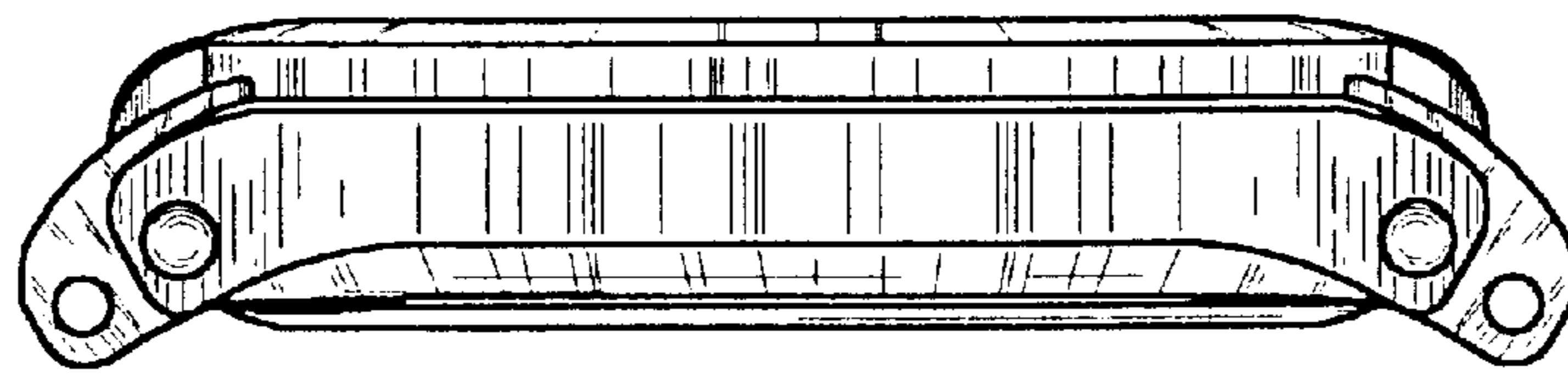


FIG. 4




FIG. 5




FIG. 6




FIG. 7

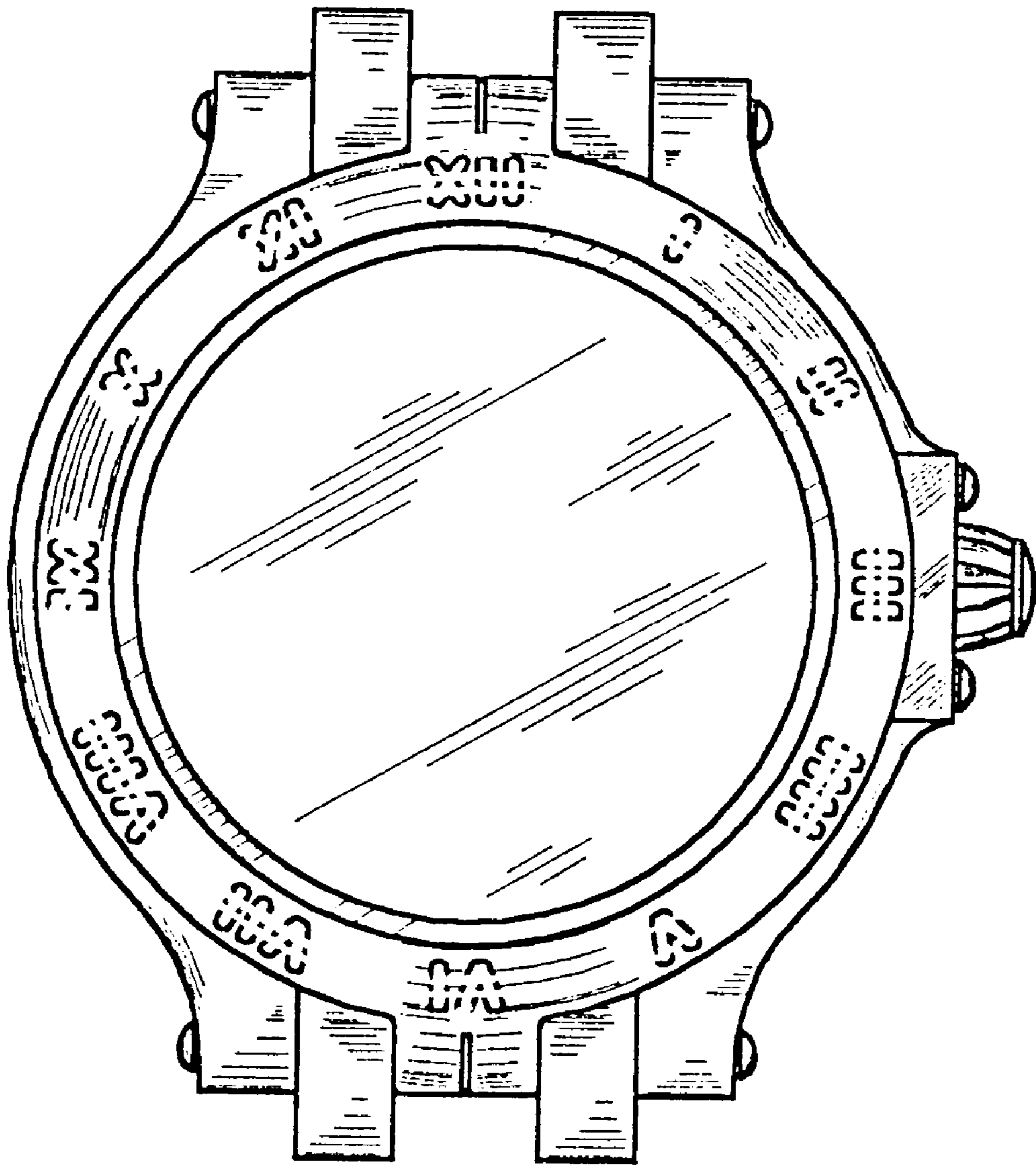


FIG. 8