



US00D415384S

United States Patent [19]
Littmann

[11] **Patent Number: Des. 415,384**

[45] **Date of Patent: ** Oct. 19, 1999**

[54] **MIXER**

D. 373,504 9/1996 Leverrier D7/378
D. 394,986 6/1998 Lallemand D7/378

[75] Inventor: **Ludwig Littmann**, Kronberg, Germany

[73] Assignee: **Braun Aktiengesellschaft**, Frankfurt, Germany

Primary Examiner—Caron D. Veynar
Attorney, Agent, or Firm—Fish & Richardson P.C.

[**] Term: **14 Years**

[57] **CLAIM**

The ornamental design for a mixer, as shown and described.

[21] Appl. No.: **29/098,430**

[22] Filed: **Dec. 29, 1998**

DESCRIPTION

[30] **Foreign Application Priority Data**

Jul. 15, 1998 [DE] Germany M 498 07 094

FIG. 1 is a perspective front elevational view of a mixer from above, showing my design;

FIG. 2 is a front view of the appliance of FIG. 1;

[51] **LOC (6) Cl.** **31-00**

FIG. 3 is a side view of FIG. 2;

[52] **U.S. Cl.** **D7/378**

FIG. 4 is a side view of FIG. 2;

[58] **Field of Search** D7/376-386, 412;
366/129, 197, 205

FIG. 5 is a rear view of FIG. 2;

FIG. 6 is a top plan view of FIG. 2; and,

FIG. 7 is a bottom plan view of FIG. 2.

[56] **References Cited**

U.S. PATENT DOCUMENTS

D. 123,477 11/1940 Feltman et al. D7/378

1 Claim, 7 Drawing Sheets






FIG. 1



FIG. 2




FIG. 3



FIG. 4



FIG. 5




FIG. 6




FIG. 7