



US00D415379S

United States Patent [19] Tisdale

[11] Patent Number: **Des. 415,379**

[45] Date of Patent: **** Oct. 19, 1999**

[54] PAPER TOWEL HOLDER

D. 404,947 2/1999 Porcelli D6/522
D. 405,633 2/1999 Joergensen D6/522
876,282 1/1908 Parmenter .

[75] Inventor: **David W. Tisdale**, Southport, Conn.

[73] Assignee: **M. Kamenstein, Inc.**, Elmford, N.Y.

[**] Term: **14 Years**

Primary Examiner—Marcus A. Jackson
Attorney, Agent, or Firm—Robert A. Koonsm, Jr.; James W. Bolcsak

[21] Appl. No.: **29/084,920**

[57] **CLAIM**

[22] Filed: **Mar. 12, 1998**

The ornamental design for a paper towel holder, as shown and described.

[51] LOC (6) Cl. **06-02**

[52] U.S. Cl. **D6/522**

[58] Field of Search D6/518-523; 312/34.1,
312/34.8; 242/570, 600, 601; 206/228,
389

DESCRIPTION

[56] **References Cited**

U.S. PATENT DOCUMENTS


D. 240,682 7/1976 Robles .
D. 260,828 9/1981 Cordray et al. .
D. 298,597 11/1988 Bell .
D. 340,822 11/1993 Morand D6/522
D. 344,425 2/1994 Balanesi .
D. 356,226 3/1995 Hay .
D. 389,683 1/1998 Herrera D6/522

FIG. 1 is a perspective view of a paper towel holder showing my new design;

FIG. 2 is a front elevational view of the paper towel holder; FIG. 3 is a rear elevational view of the paper towel holder; FIG. 4 is a left side elevational view of the paper towel holder, the right side elevational view being a mirror image thereof;

FIG. 5 is a top plan view of the paper towel holder; and, FIG. 6 is a bottom plan view of the paper towel holder, with the broken lines showing matter for illustrative purposes only and forming no part of the claimed design.

1 Claim, 5 Drawing Sheets






Fig. 1




Fig. 2

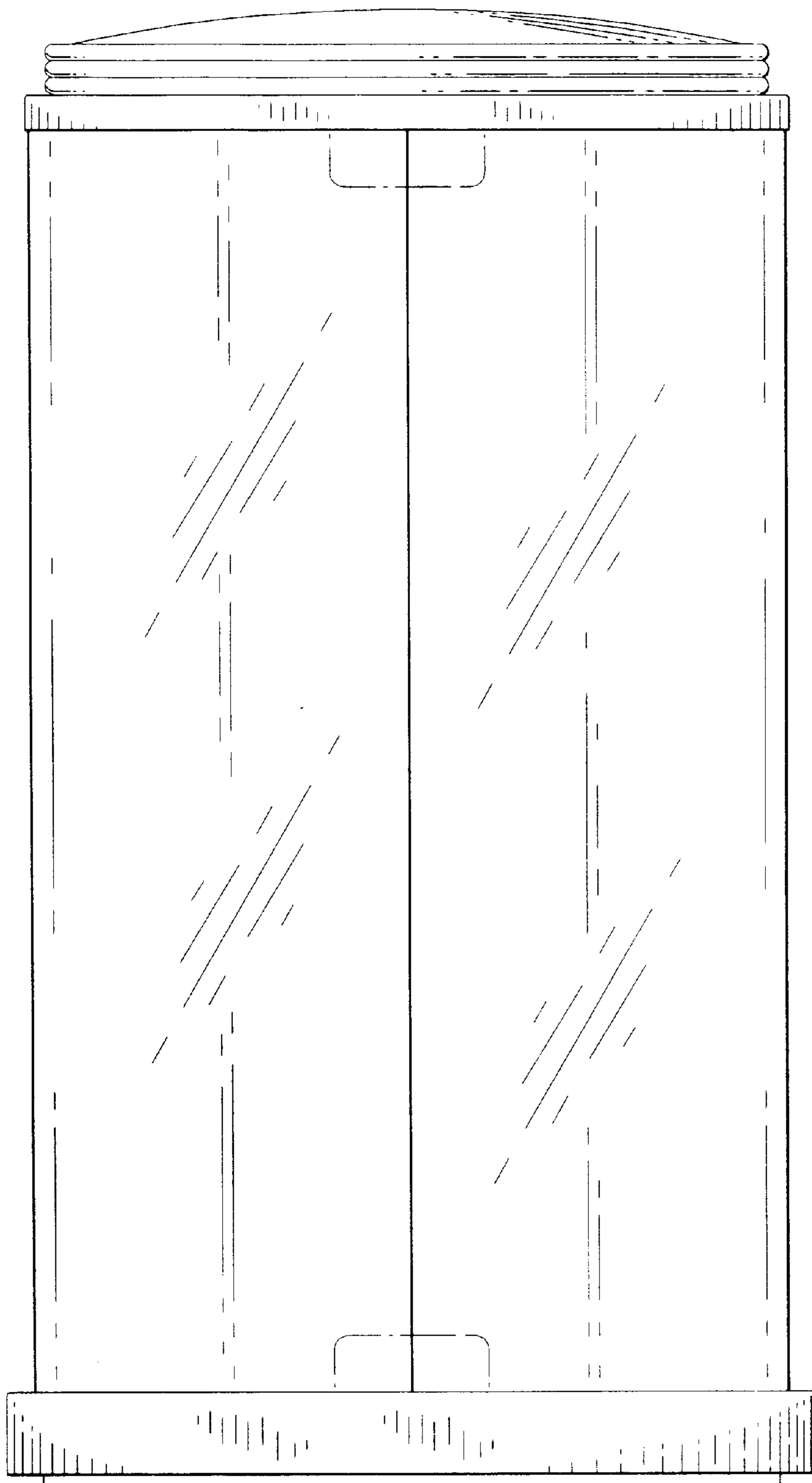


Fig. 3




Fig. 4

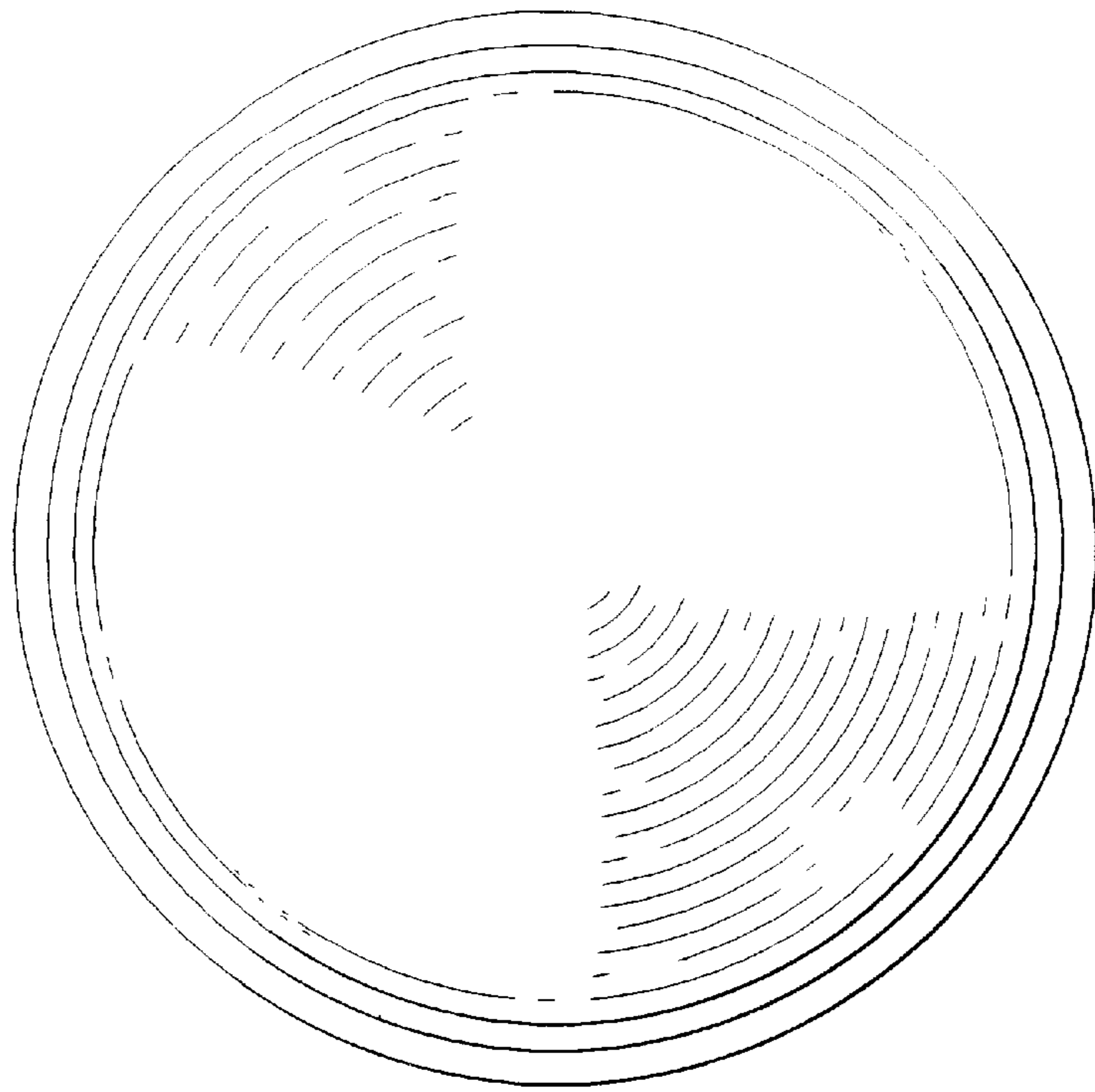


Fig. 5

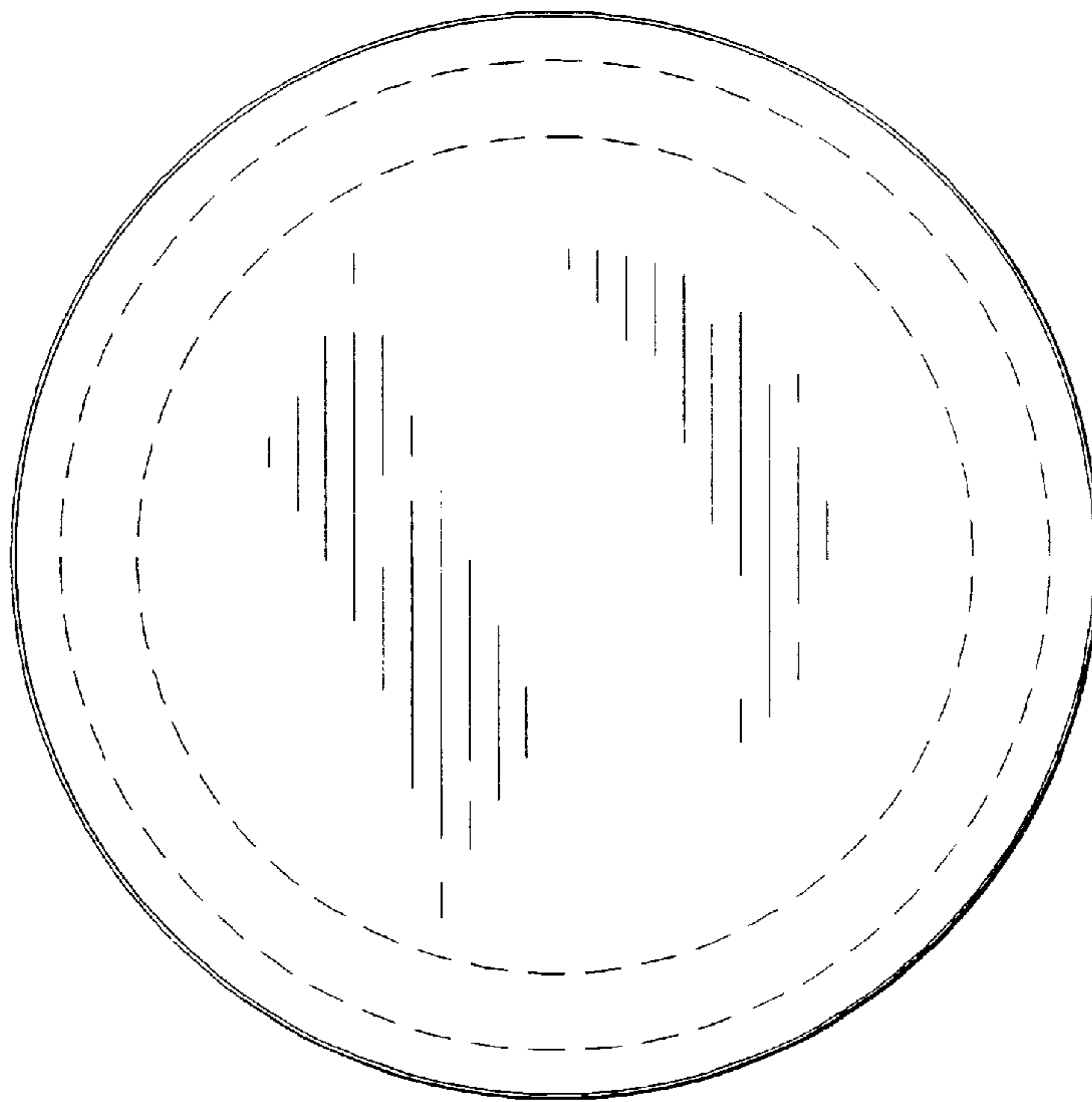


Fig. 6