



US00D415358S

United States Patent [19] Cassel

[11] **Patent Number: Des. 415,358**

[45] **Date of Patent: ** Oct. 19, 1999**

[54] **CLOTHES HANGER**

[75] Inventor: **Timothy S. Cassel**, Arlington, Mass.

[73] Assignee: **Tamor Corporation**, Leominster, Mass.

[**] Term: **14 Years**

[21] Appl. No.: **29/102,463**

[22] Filed: **Mar. 24, 1999**

[51] **LOC (6) Cl. 06-08**

[52] **U.S. Cl. D6/327**

[58] **Field of Search D6/315, 317, 327;
211/113; 223/85, 95**

[56] **References Cited**

U.S. PATENT DOCUMENTS

| | | | |
|------------|---------|--------------------------------|--------|
| D. 171,872 | 3/1954 | Waldron et al. . | |
| D. 285,264 | 8/1986 | Miale | D6/327 |
| D. 362,553 | 9/1995 | Hoeppner | D6/327 |
| D. 386,009 | 11/1997 | von Fabrisauf Mayerhofen | D6/327 |

Primary Examiner—B. J. Bullock
Attorney, Agent, or Firm—Rockey Milnamow & Katz Ltd

[57] **CLAIM**

The ornamental design for a clothes hanger, as shown and described.

DESCRIPTION

FIG. 1 is a perspective view of a clothes hanger, showing my new design;

FIG. 2 is a top plan view thereof, taken along lines 2—2 in FIG. 1;

FIG. 3 is a left side elevational view thereof, taken along lines 3—3 in FIG. 1;

FIG. 4 is a front elevational view thereof, the rear elevational view being the mirror image thereof;

FIG. 5 is a right side elevational view thereof, taken along line 5—5 in FIG. 4; and,

FIG. 6 is a bottom plan view thereof, taken along lines 6—6 in FIG. 4.

1 Claim, 2 Drawing Sheets




FIG. 3

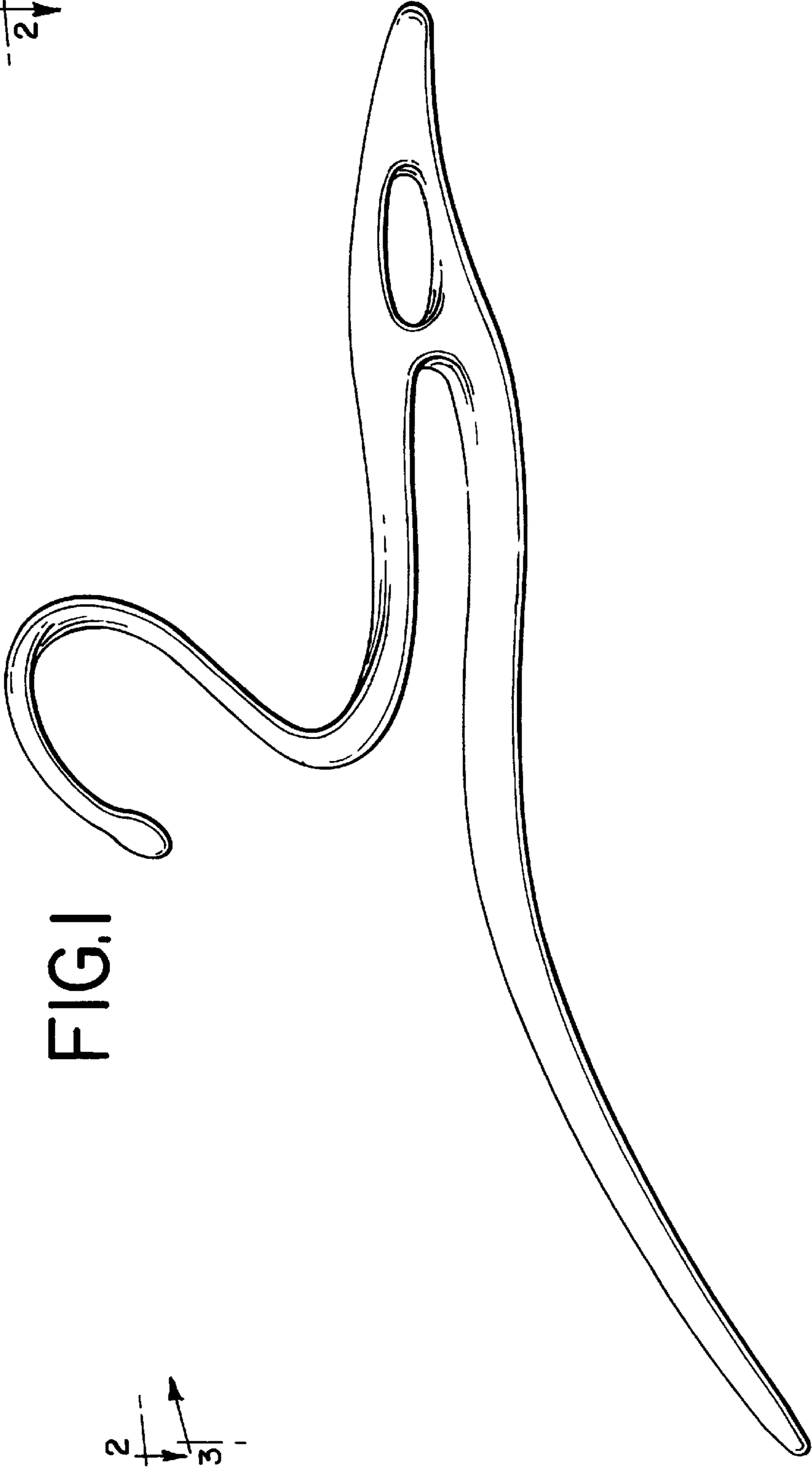
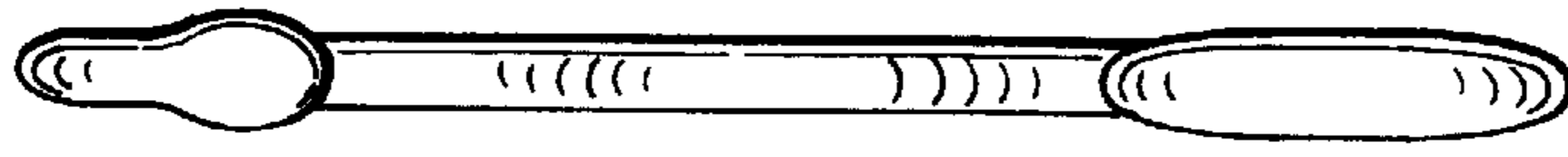


FIG. 1

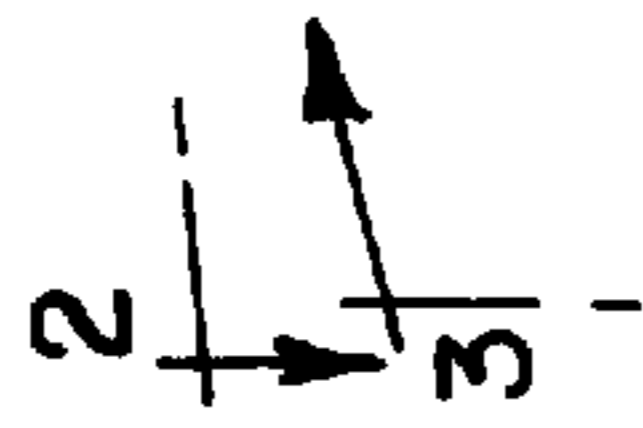


FIG. 2

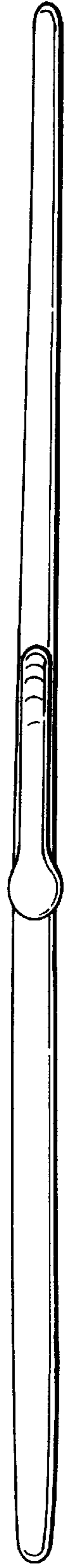


FIG.5

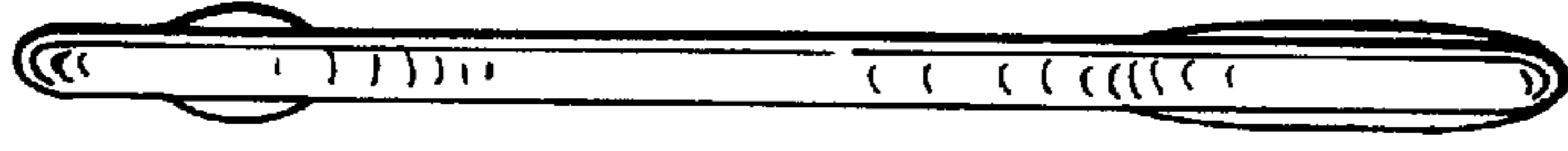


FIG.4

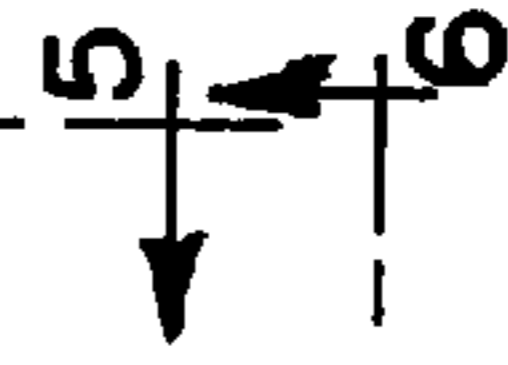
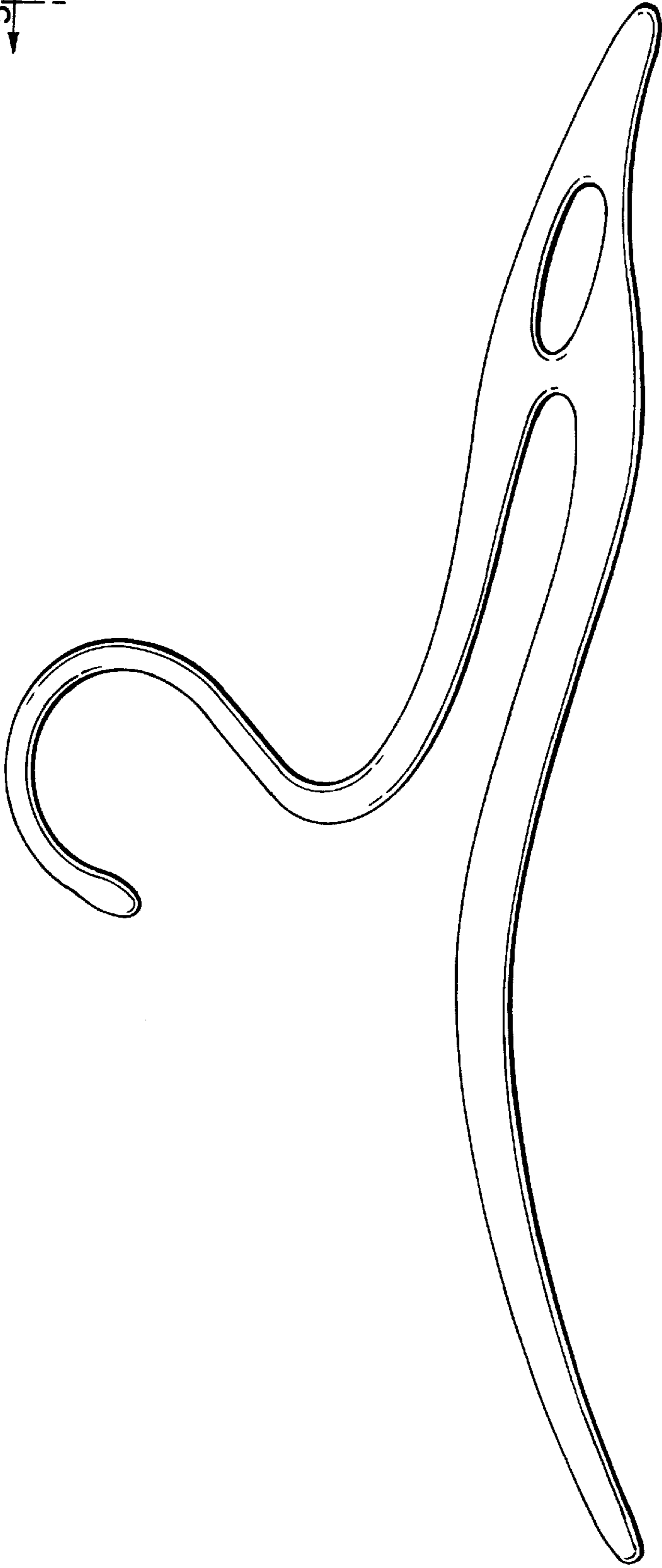


FIG.6

