



US00D415342S

United States Patent [19]
Booth

[11] **Patent Number: Des. 415,342**

[45] **Date of Patent: ** Oct. 19, 1999**

[54] **FOLDABLE HANDHELD SUNSHADE FAN**

[76] Inventor: **Alan A. Booth**, 10551 Wilshire Blvd., #603, Los Angeles, Calif. 90024

[**] Term: **14 Years**

[21] Appl. No.: **29/095,101**

[22] Filed: **Oct. 16, 1998**

[51] **LOC (6) Cl.** **03-04**

[52] **U.S. Cl.** **D3/1**

[58] **Field of Search** D3/1, 2, 3, 4;
416/70, 71, 72, 73, 74; D28/9; D29/108;
2/2, 9, 11; 132/333, 73

[56] **References Cited**

U.S. PATENT DOCUMENTS

D. 378,321	3/1997	Fry, Jr.	D3/1
746,524	12/1903	Kissling	416/72
1,141,957	6/1915	Haldenwane, Jr.	416/71
2,264,505	12/1941	Bittson	416/72
2,449,701	9/1948	Imperial	416/71
2,464,292	3/1949	Child	416/71

Primary Examiner—Louis S. Zarfaz
Assistant Examiner—Catherine R. Oliver
Attorney, Agent, or Firm—Roy A. Ekstrand

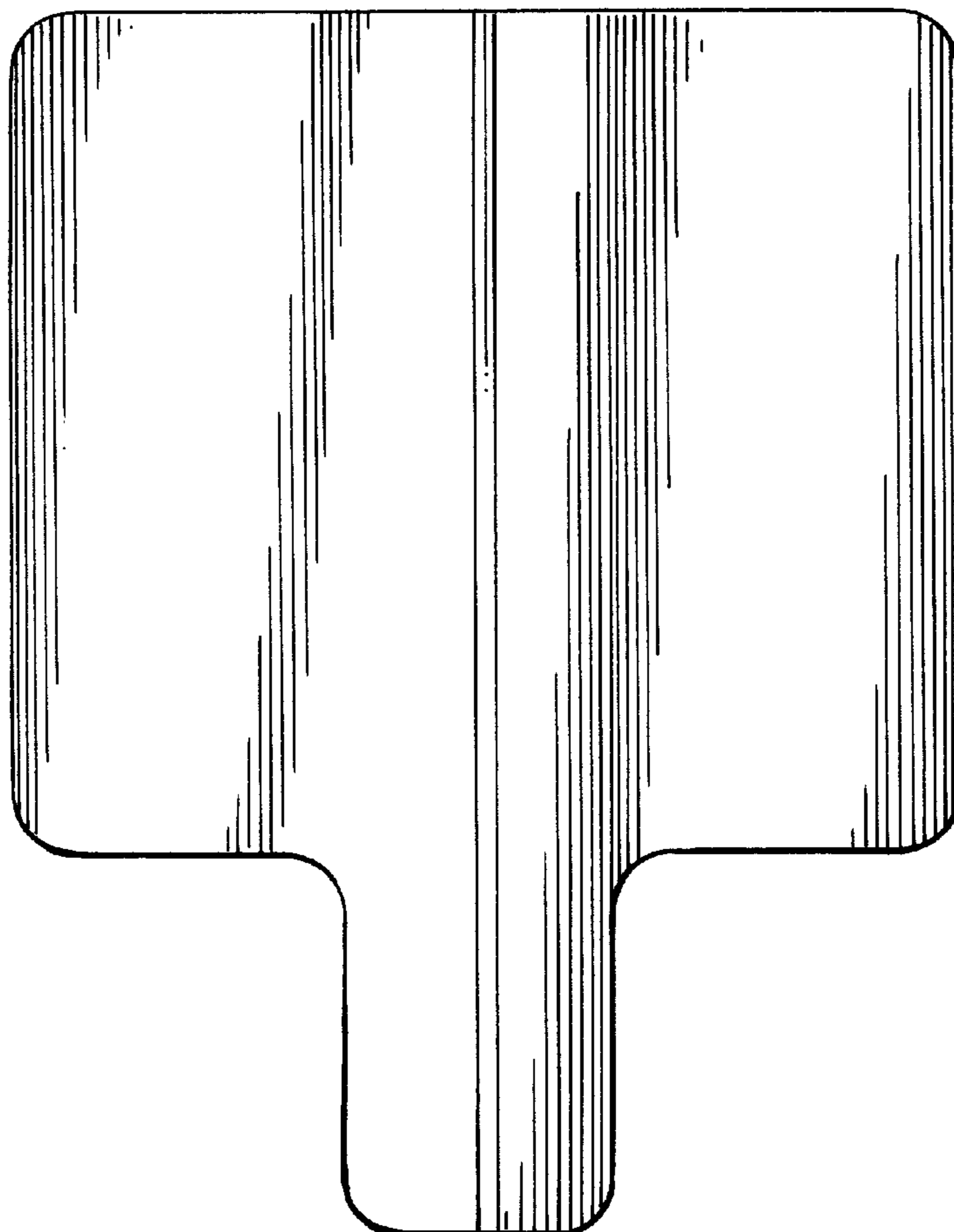
[57] **CLAIM**

The ornamental design for a foldable handheld sunshade fan, as shown and described.

DESCRIPTION

FIG. 1 sets forth a perspective view of a foldable handheld sunshade fan showing the new design; FIG. 2 is a top view thereof; FIG. 3 is a left side view thereof, the right side being a mirror image thereof; FIG. 4 is a front view thereof, the rear view being a mirror image thereof; FIG. 5 is a bottom view thereof; FIG. 6 is a perspective view thereof in a folded configuration; FIG. 7 is a front view of an alternate embodiment of the present invention design, the rear view being a mirror image thereof; FIG. 8 is a perspective view of the embodiment of FIG. 7 in a folded configuration; and, FIG. 9 is a perspective view of the embodiment of FIG. 7 in an alternate folded configuration. The broken line showing of environment in FIG. 1 is for illustrative purposes only and forms no part of the claimed design.

1 Claim, 2 Drawing Sheets



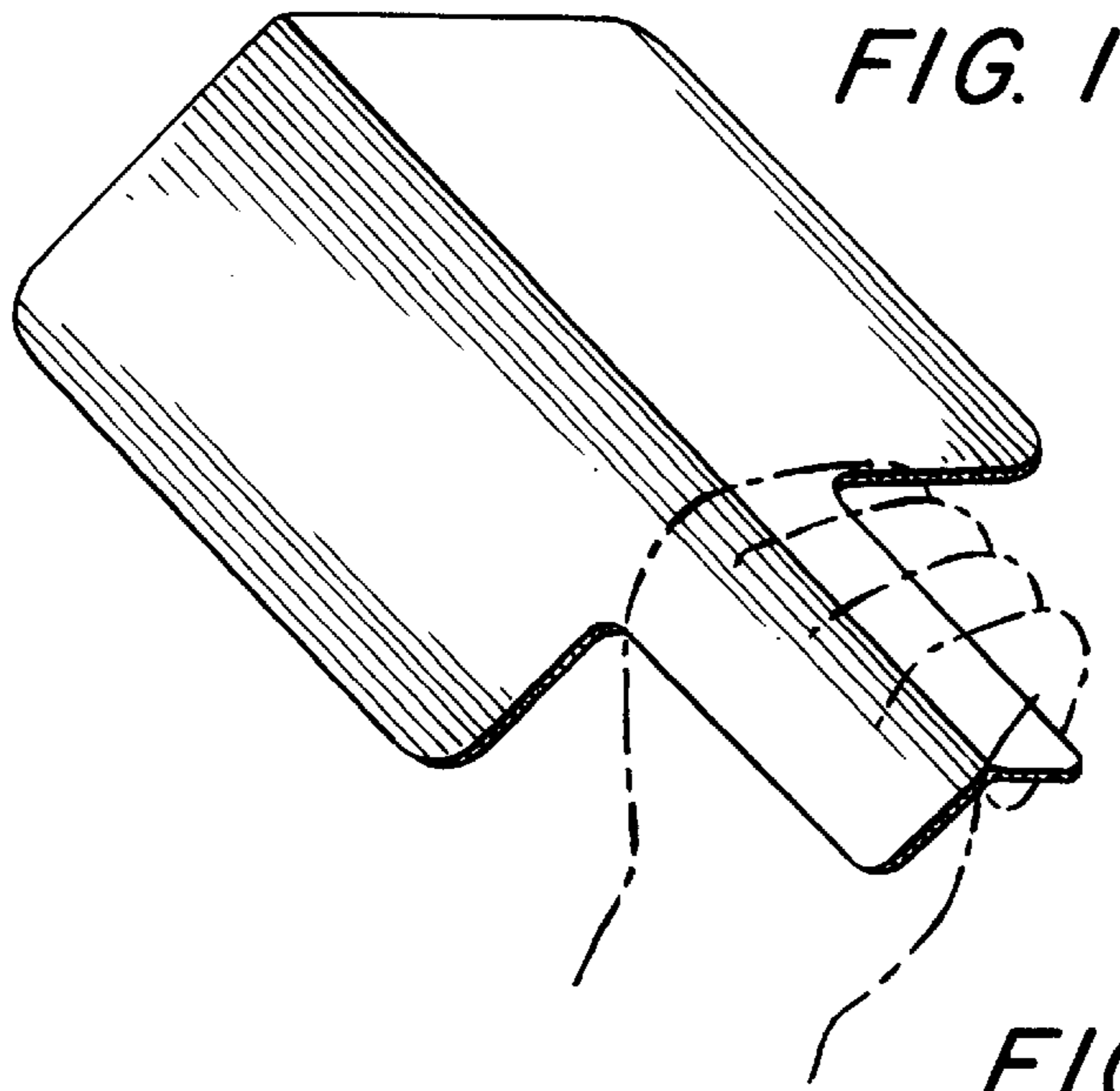


FIG. 3



FIG. 4

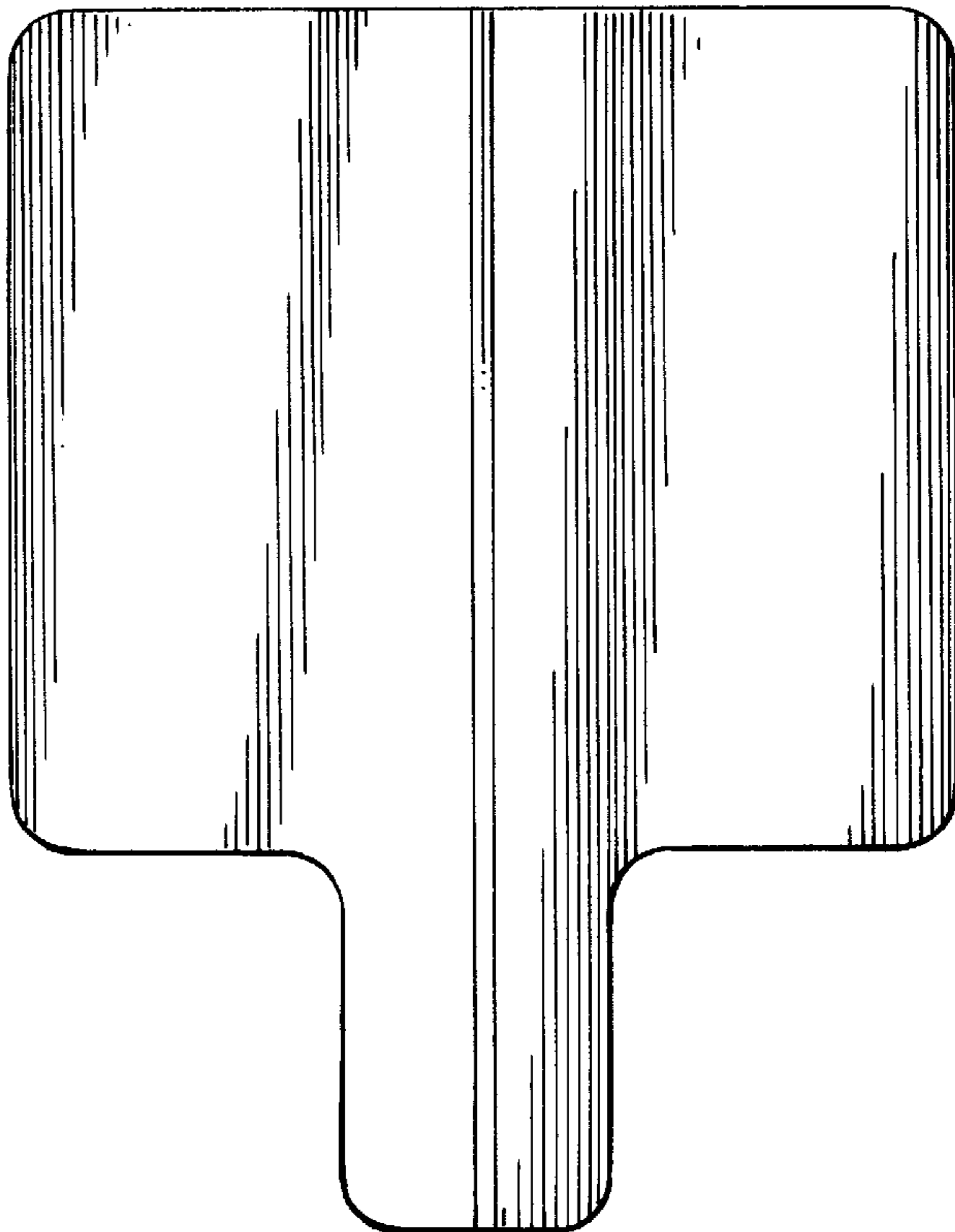


FIG. 5



FIG. 7

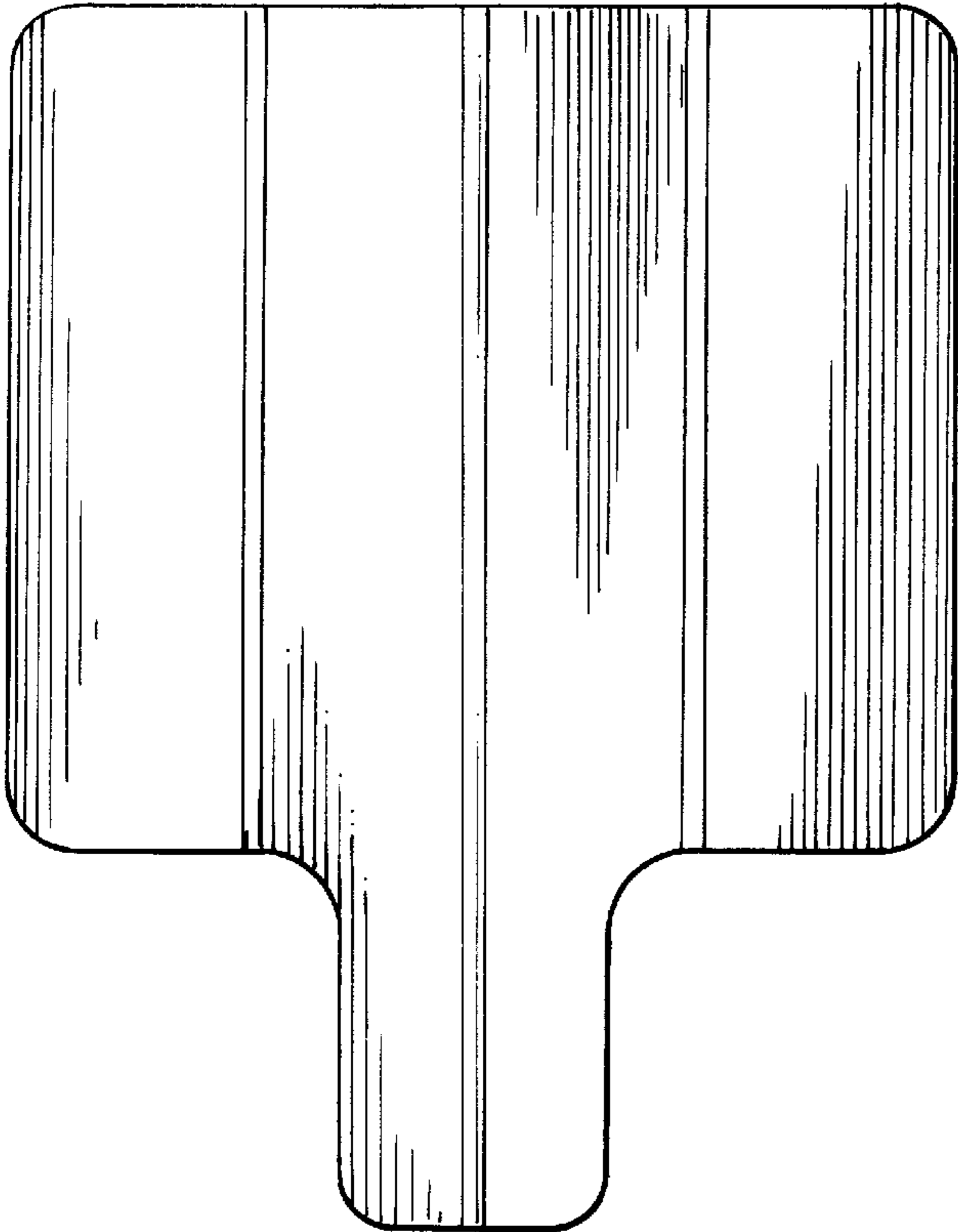


FIG. 6

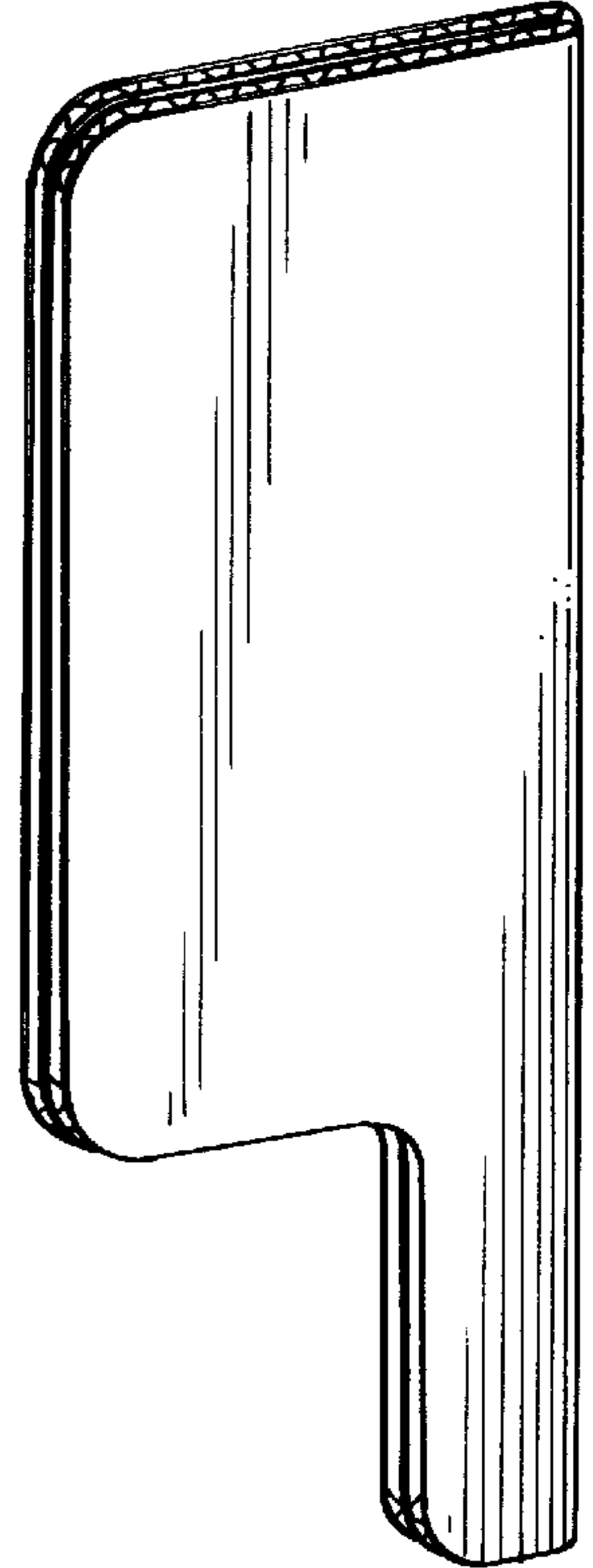


FIG. 8




FIG. 9

