



US00D415335S

United States Patent [19] Castiglione

[11] Patent Number: Des. 415,335

[45] Date of Patent: ** Oct. 19, 1999

[54] **INSULATED BUTTOCKS PAD**

[76] Inventor: **Thomas Castiglione**, 10173 Burnett Rd., Charlevoix, Mich. 49720

[**] Term: **14 Years**

[21] Appl. No.: **29/093,858**

[22] Filed: **Sep. 18, 1998**

[51] **LOC (6) Cl.** **02-02**

[52] **U.S. Cl.** **D2/861; D2/853; D2/860**

[58] **Field of Search** D2/860, 861, 864, D2/742, 901, 983, 853; D29/100; 2/2 R, 2.5, 22, 23, 46, 48, 49.1, 49.2, 50, 227, 911, 914, 919

4,689,829 9/1987 Kaplan 2/46
 4,735,423 4/1988 Foss 2/2.5
 4,807,301 2/1989 Ferber .
 4,923,247 5/1990 Malmstrom 2/22
 5,068,920 12/1991 Bray 2/2.16
 5,265,277 11/1993 Hare .
 5,925,895 5/1997 Sovereign 2/22

FOREIGN PATENT DOCUMENTS

2043463 3/1971 Germany .

Primary Examiner—Celia Murphy
Attorney, Agent, or Firm—Stephen R. Greiner

[57] CLAIM

The ornamental design for an insulated buttocks pad, as shown and described.

DESCRIPTION

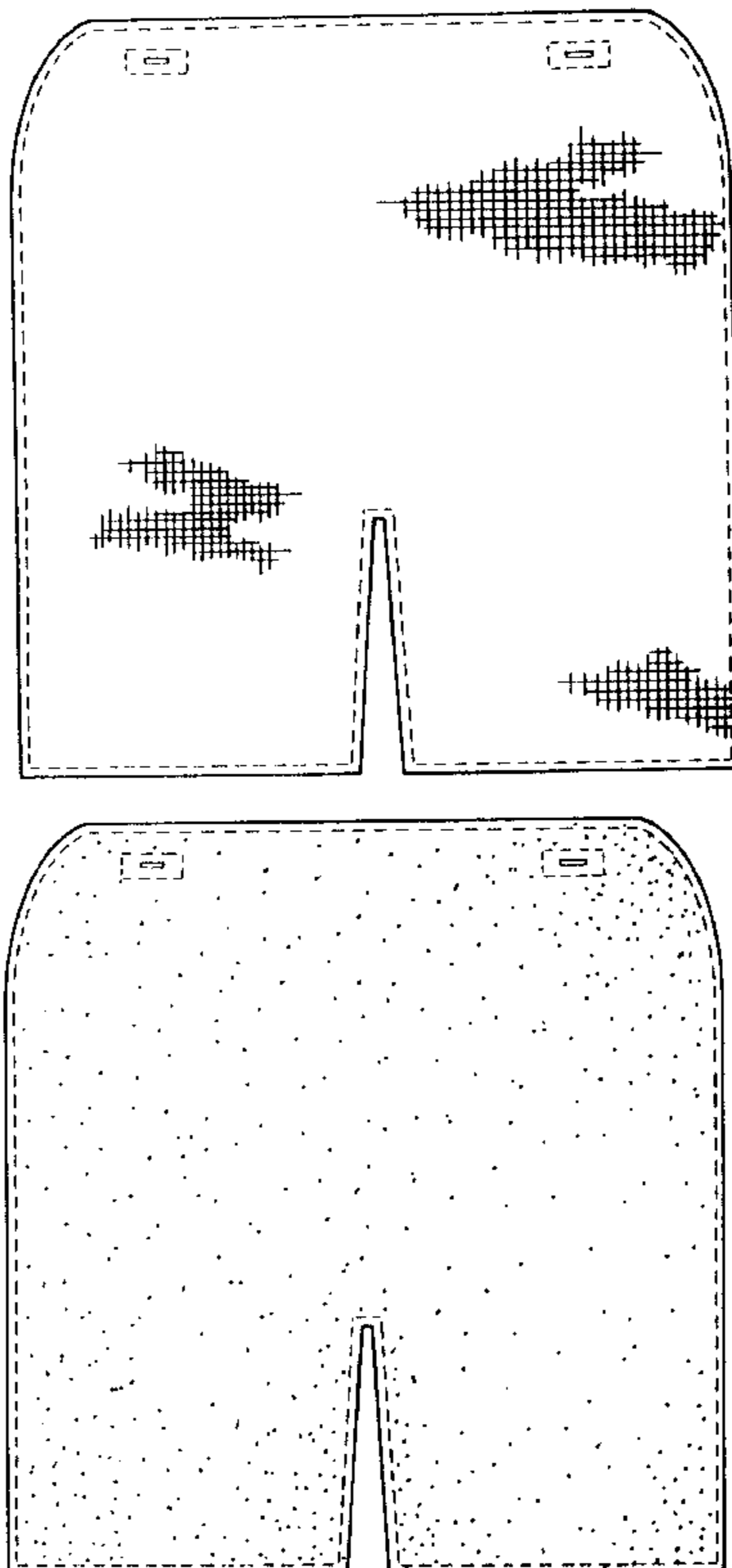
FIG. 1 is an environmental perspective view of an insulated buttocks pad showing my new design;
 FIG. 2 is a top view thereof;
 FIG. 3 is a front elevational view thereof;
 FIG. 4 is a bottom view thereof;
 FIG. 5 is a right side elevational view with the left side being a mirror image thereof; and,
 FIG. 6 is a rear elevational view thereof.
 The broken line showing of trousers in FIG. 1 is for illustrative purposes only and forms no part of the claimed design, and the broken lines shown on the claimed article in FIGS. 3 and 6 are understood to represent stitching.

[56] References Cited

U.S. PATENT DOCUMENTS

D. 357,040 4/1995 Madrid D29/100
 D. 378,447 3/1997 Riley D29/100
 1,044,494 11/1912 Clarke .
 1,366,809 1/1921 Kenrick 2/227
 1,404,987 1/1922 Lundqvist 2/51
 1,468,072 9/1923 Ogle 2/23
 1,561,712 11/1925 Goldsmith .
 1,598,133 8/1926 Hanson .
 1,641,318 9/1927 Carey 2/22
 1,749,333 9/1930 Fridolph 2/46
 2,446,006 7/1948 Hendricks 2/22
 2,637,032 5/1953 Pinsuti .
 3,708,799 1/1973 Smithdeal 2/46
 4,459,703 7/1984 Kosmas et al. 2/48

1 Claim, 1 Drawing Sheet



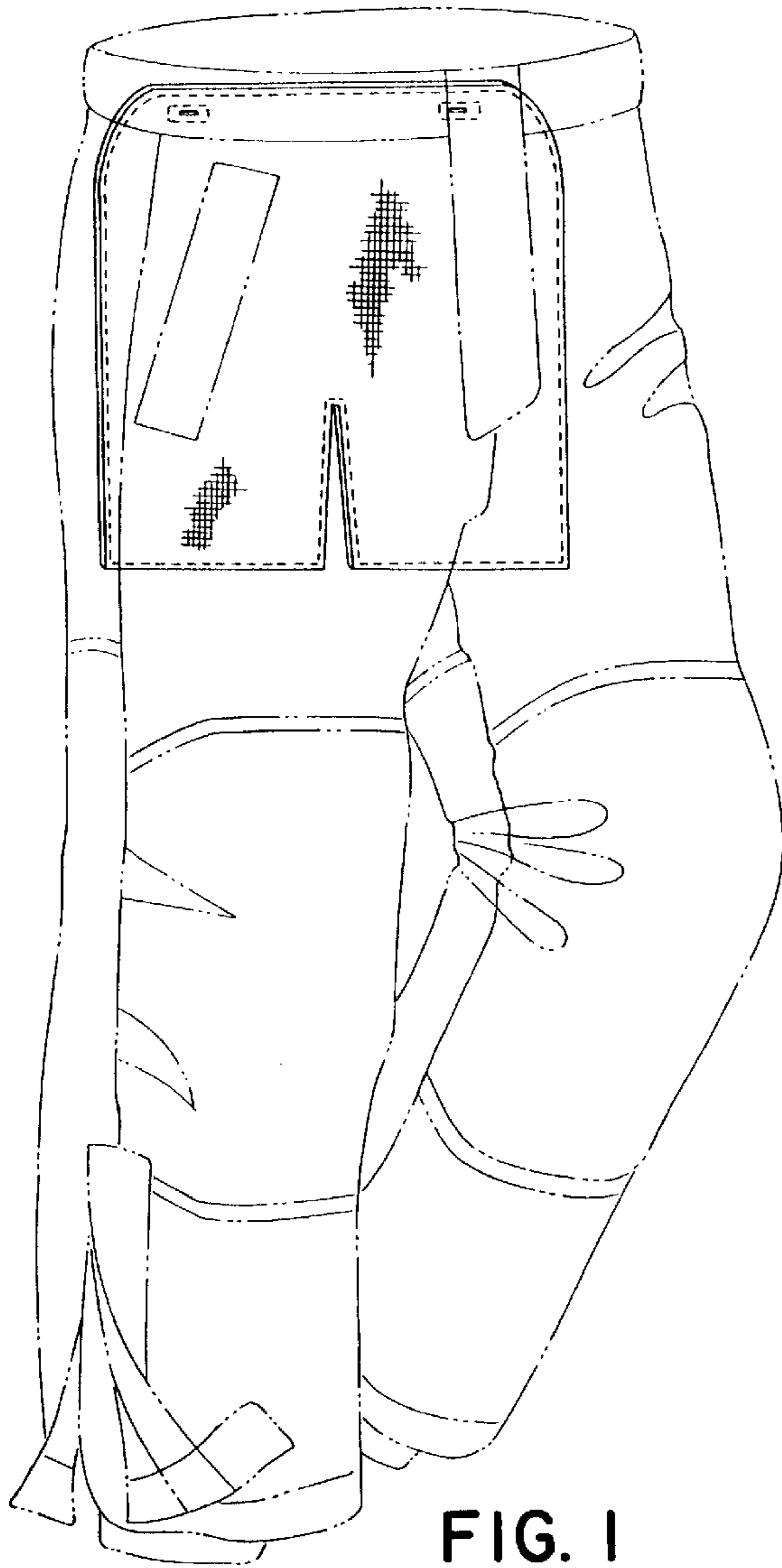


FIG. 1




FIG. 2

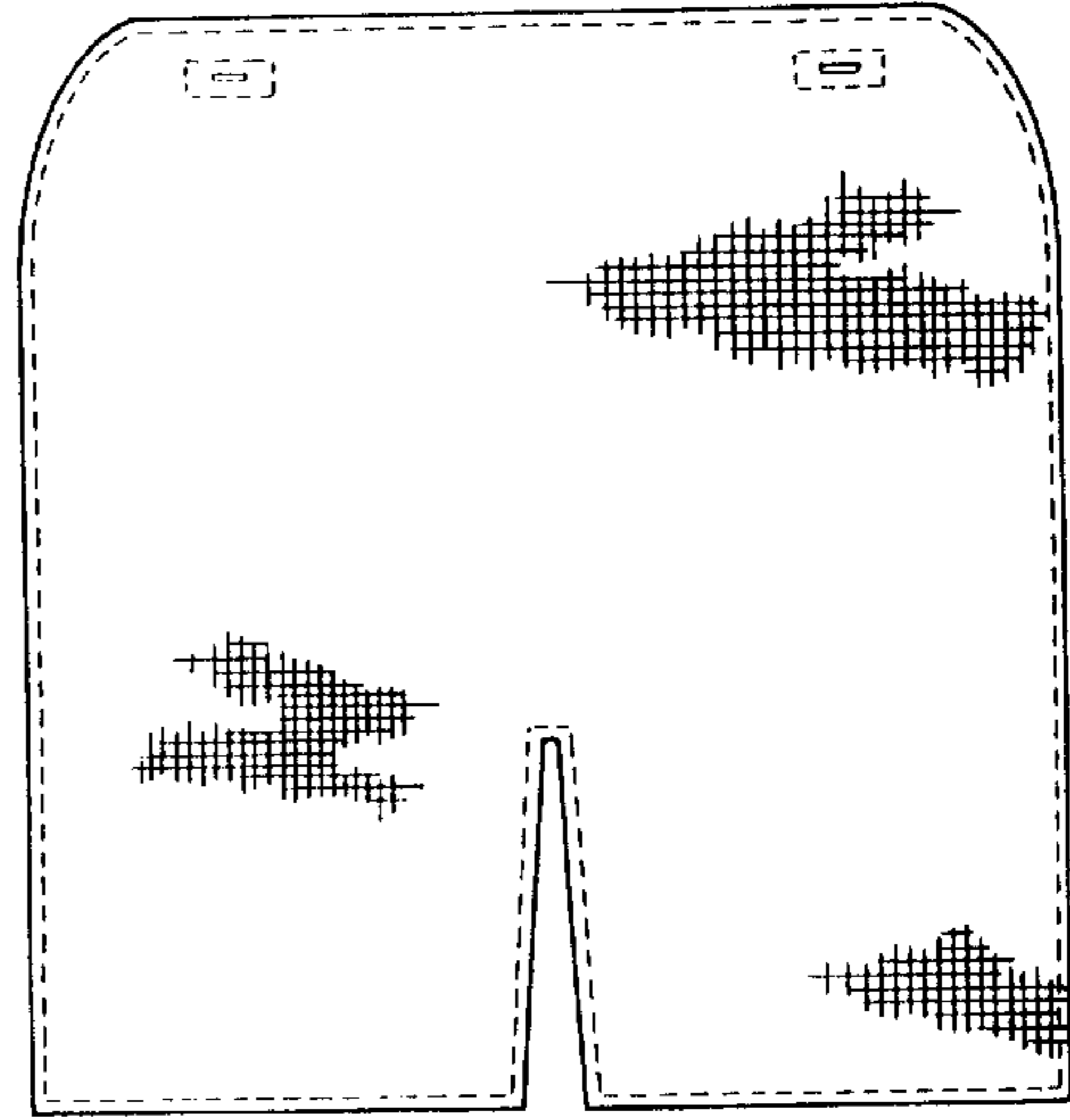


FIG. 3



FIG. 4

FIG. 5

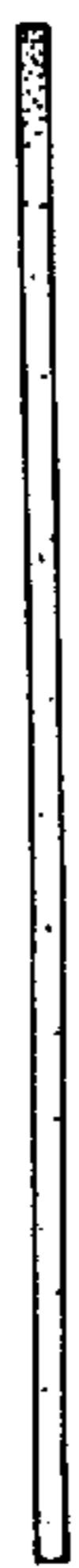


FIG. 6

