



US00D415329S

United States Patent [19] Parker

[11] Patent Number: **Des. 415,329**

[45] Date of Patent: **** Oct. 12, 1999**

[54] **CREMATION URN**

[75] Inventor: **Daniel J. Parker**, Connerville, Ind.

[73] Assignee: **Batesville Services, Inc.**, Batesville, Ind.

[**] Term: **14 Years**

[21] Appl. No.: **29/096,890**

[22] Filed: **Nov. 23, 1998**

Related U.S. Application Data

[62] Division of application No. 29/078,073, Oct. 16, 1997, Pat. No. Des. 401,732.

[51] **LOC (6) Cl.** **99-00**

[52] **U.S. Cl.** **D99/5**

[58] **Field of Search** D99/1, 5, 28; 27/1, 27/2, 6, 7, 8; 40/124.5, 645; 52/38, 103; D11/145, 149, 151, 157, 164

References Cited

U.S. PATENT DOCUMENTS

- D. 132,556 5/1942 Carr D11/157
- D. 169,347 4/1953 Woodward .
- D. 248,171 6/1978 Sugarman .
- D. 263,088 2/1982 Krech .
- D. 265,470 7/1982 Fritzke .
- D. 326,281 5/1992 Funazaki .

- D. 336,061 6/1993 Kraselsky et al. D11/157
- D. 356,421 3/1995 Parker .
- D. 359,463 6/1995 Lindo et al. .
- D. 360,732 7/1995 Parker D99/5
- D. 370,766 6/1996 Parker D99/5
- D. 370,767 6/1996 Parker D99/5
- D. 370,768 6/1996 Parker D99/5
- D. 401,732 11/1998 Parker D99/5
- D. 401,733 11/1998 Thesuen D99/5
- 2,155,811 4/1939 Tredup D26/101
- 2,562,726 7/1951 MacDonald et al. .
- 3,925,944 12/1975 Pickel .
- 4,199,848 4/1980 Kohnert .
- 4,324,026 4/1982 Craft .
- 5,029,373 7/1991 Raymond .

Primary Examiner—Paula A. Mortimer
Attorney, Agent, or Firm—Wood, Herron & Evans, L.L.P.

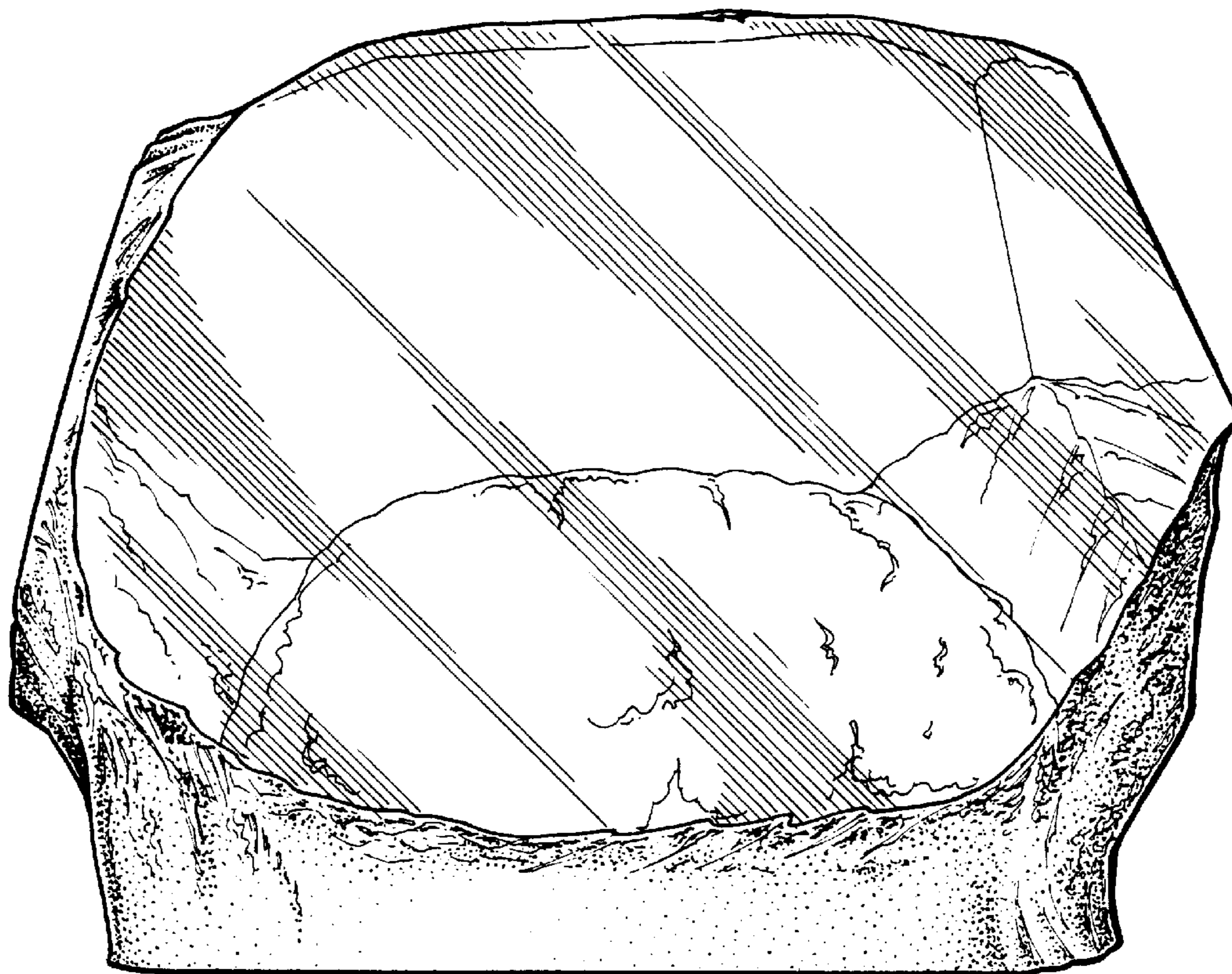
[57] CLAIM

The ornamental design for a cremation urn, as shown and described.

DESCRIPTION

FIG. 1 is a front perspective view of a cremation urn showing my new design;
FIG. 2 is a right side perspective view thereof;
FIG. 3 is a left perspective view thereof;
FIG. 4 is a rear perspective view thereof;
FIG. 5 is a top perspective view thereof; and,
FIG. 6 is a bottom perspective view thereof.

1 Claim, 3 Drawing Sheets



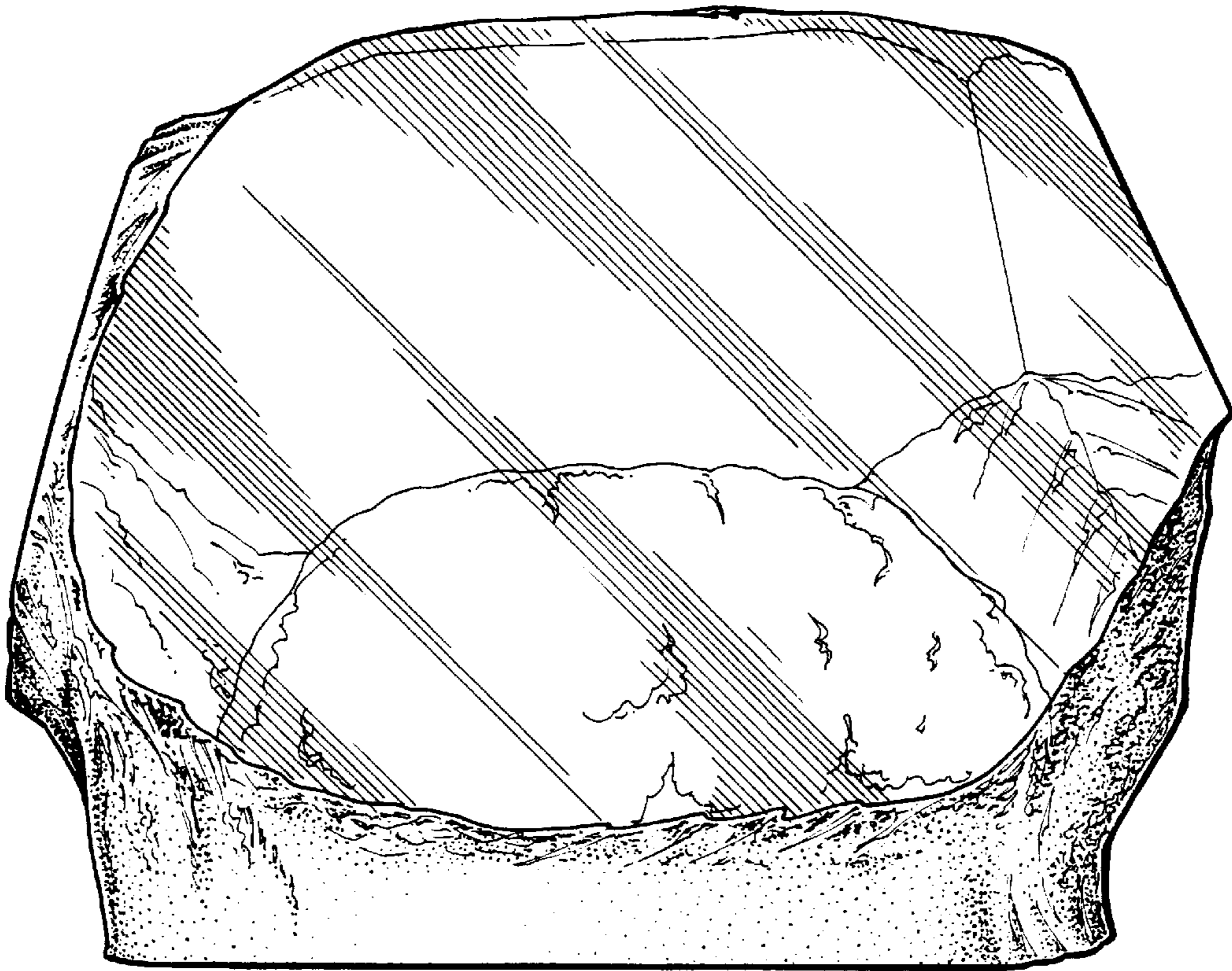


FIG. 1




FIG. 2

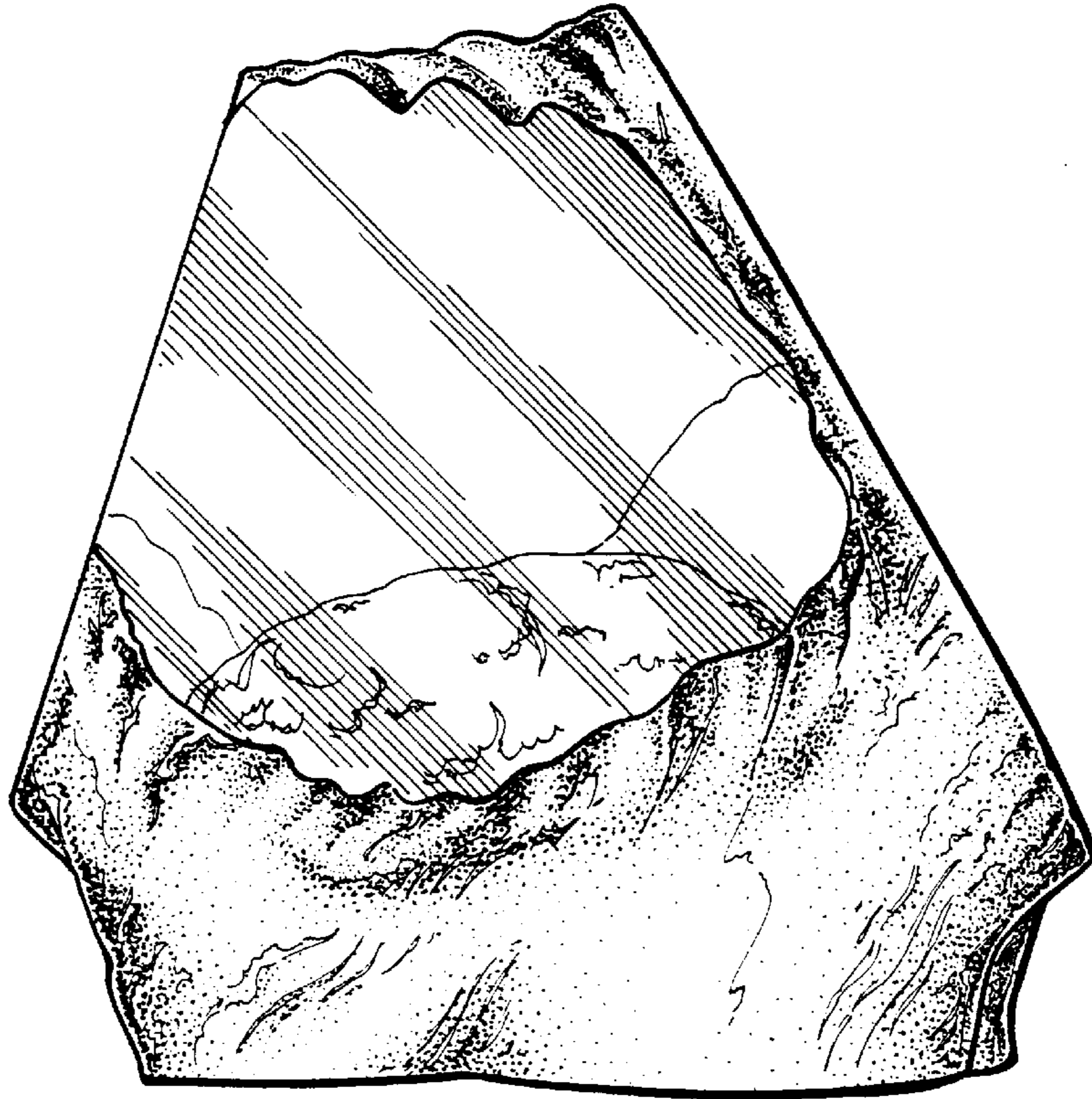


FIG. 3



FIG. 4

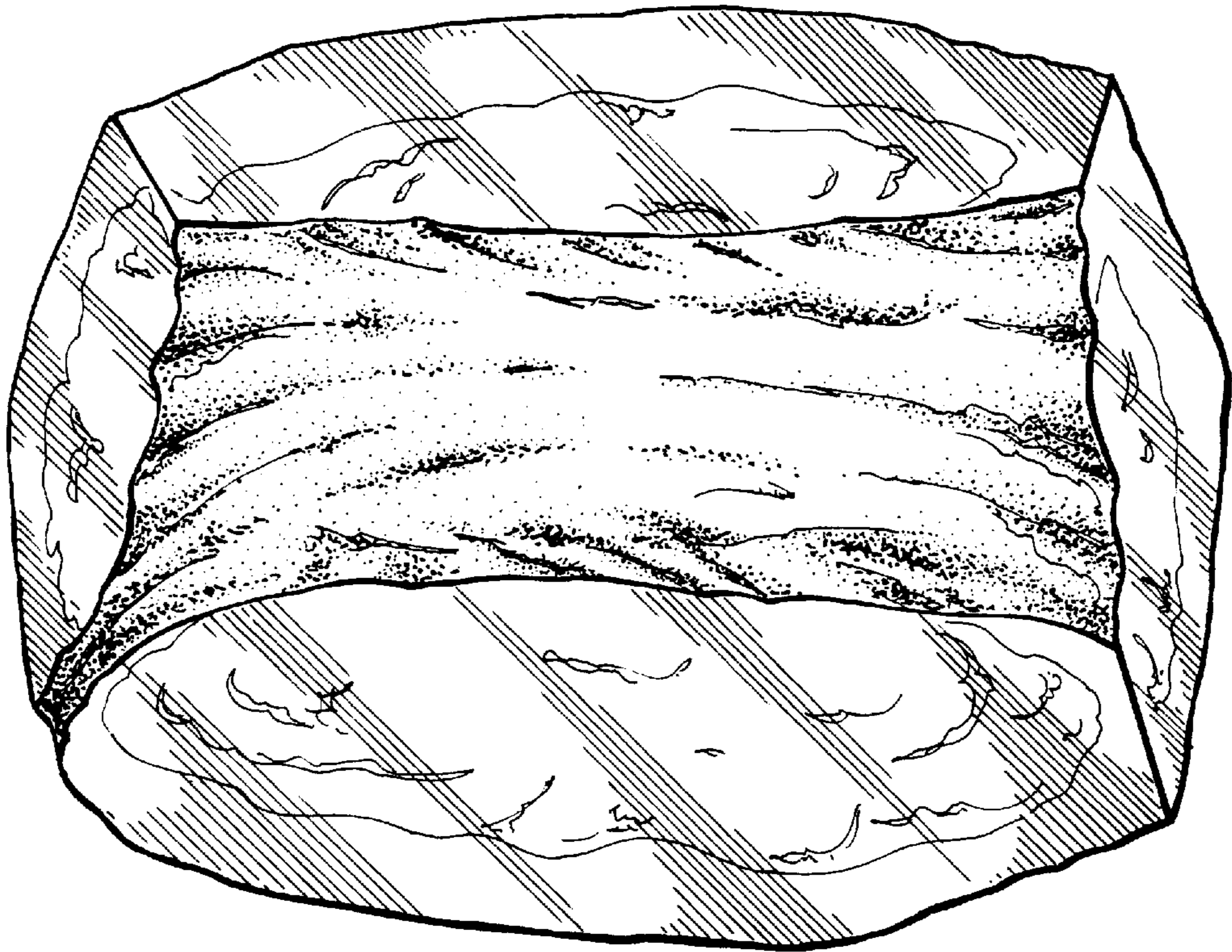


FIG. 5

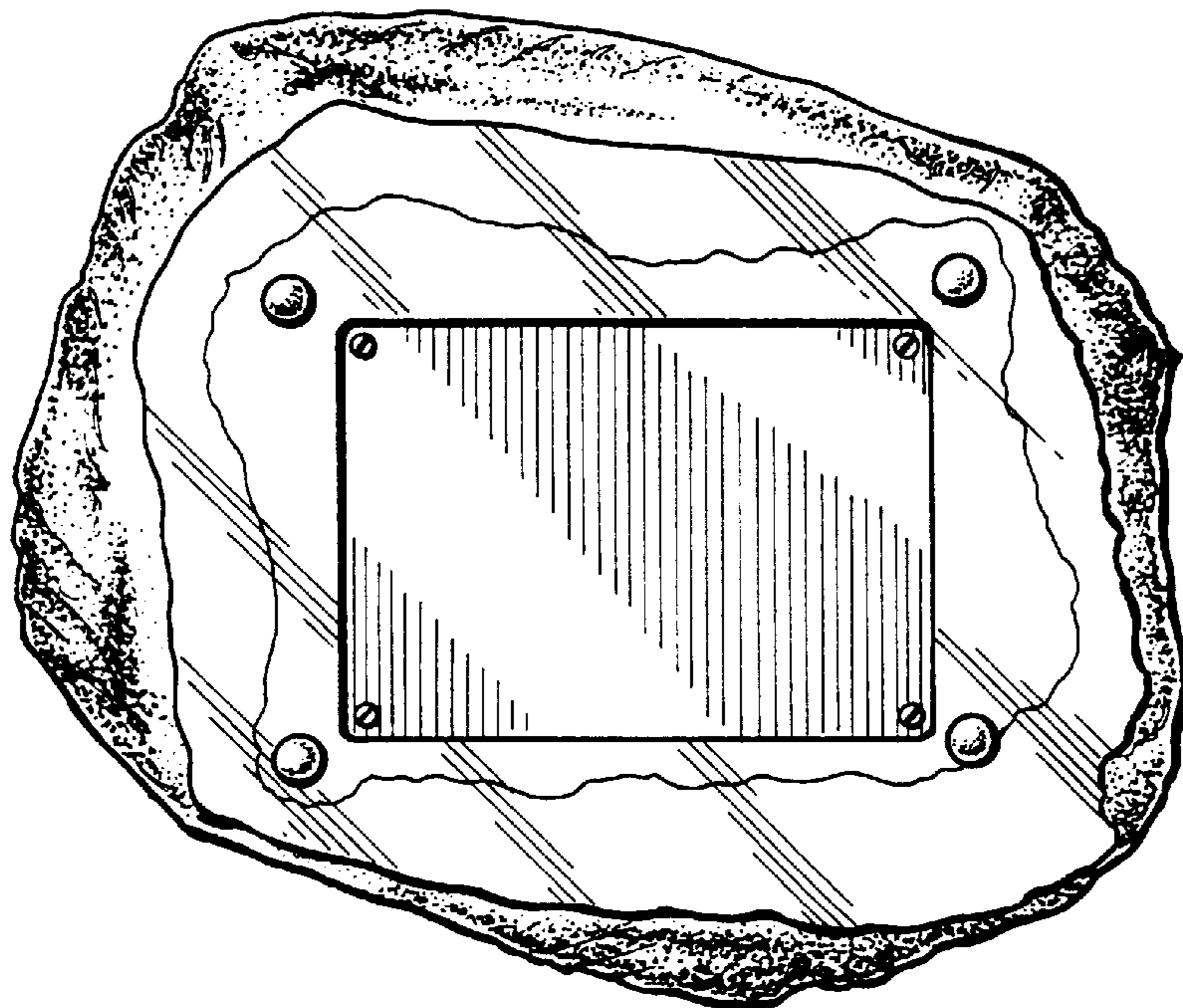


FIG. 6