



US00D415312S

United States Patent [19]

Yasuda

[11] Patent Number: Des. 415,312

[45] Date of Patent: ** Oct. 12, 1999

[54] HAIR CLIP

5,758,672 6/1998 Chou 132/275

[75] Inventor: Masahiro Yasuda, Higashiosakashi, Japan

FOREIGN PATENT DOCUMENTS

814008 5/1959 United Kingdom 132/277

[73] Assignee: Kabushiki Kaisha Yasuda Corporation, Osakashi, Japan

OTHER PUBLICATIONS

[**] Term: 14 Years

Hong Kong Enterprise Oct. 1997, 1) p. 104: item Nos. 7061, 7028, 7036, 7039, 7082, 7083 and 7087. 2) p. 1462: item Nos. 702 and 705.

[21] Appl. No.: 29/097,557

Primary Examiner—Ted Shooman

[22] Filed: Dec. 9, 1998

Assistant Examiner—C. Tuttle

[51] LOC (6) Cl. 28-03

Attorney, Agent, or Firm—Arnstrong, Westerman Hattori, McLeland & Naughton

[52] U.S. Cl. D28/40

[58] Field of Search D28/39-43; 132/223, 132/224, 226, 231, 234, 242, 244, 245, 251, 260, 263, 264, 273, 276-279

[57] CLAIM

The ornamental design for a hair clip, as shown and described.

[56] References Cited

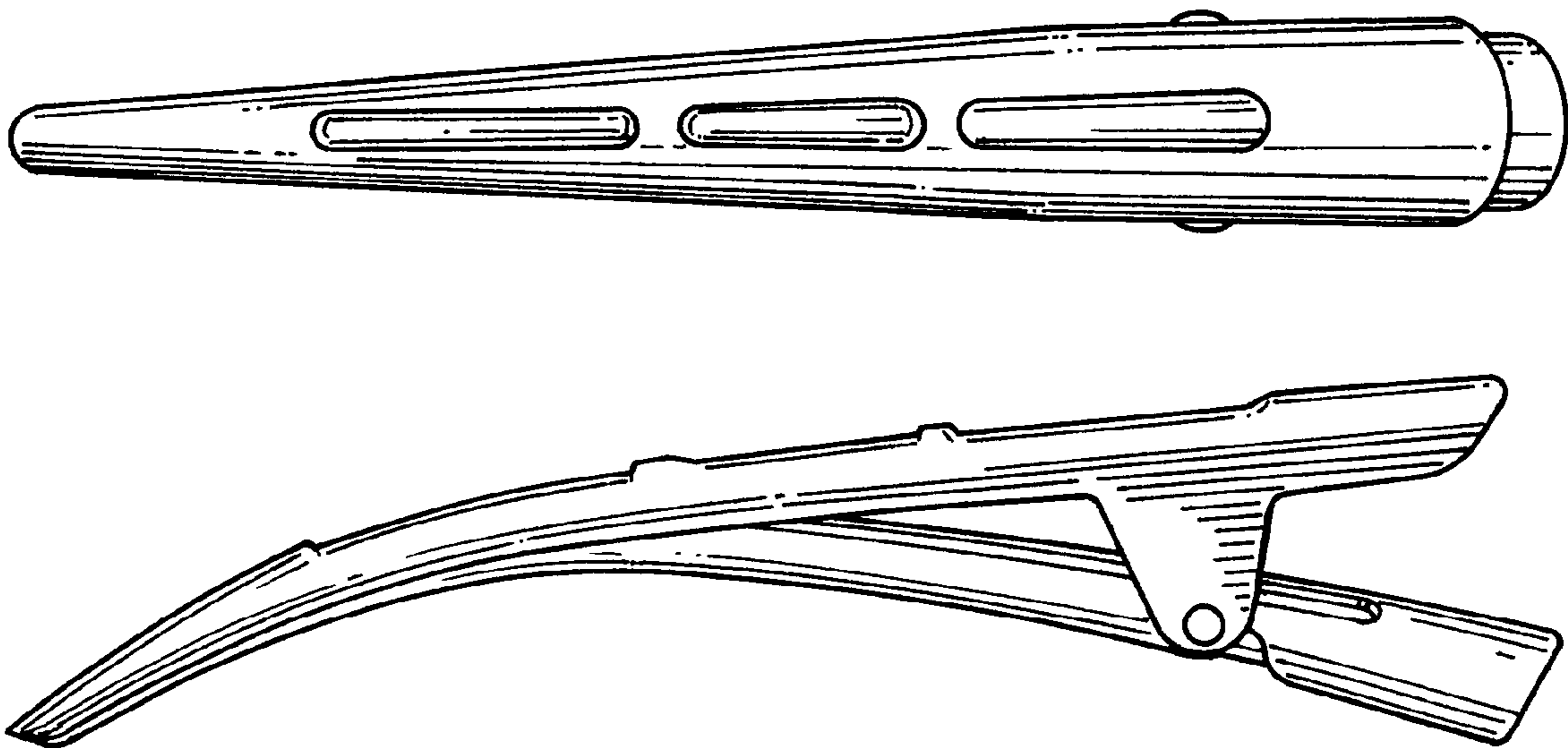
DESCRIPTION

U.S. PATENT DOCUMENTS

D. 191,651	10/1961	Carroll	D28/43
D. 292,327	10/1987	Kalichman	D28/40
D. 348,121	6/1994	Park	D28/40
D. 403,110	12/1998	Patel	D28/40
D. 403,111	12/1998	Patel	D28/40
1,781,812	11/1930	Goodman et al.	132/224
2,730,111	1/1956	Soloman	132/277
2,996,069	8/1961	Curry	132/277
3,030,970	4/1962	Gold	132/277

FIG. 1 is a top view of a hair clip showing my new ornamental design;
FIG. 2 is a front elevational view thereof;
FIG. 3 is a bottom view thereof;
FIG. 4 is a side view thereof taken from the left side;
FIG. 5 is a side view thereof taken from the right side; and,
FIG. 6 is a rear elevational view thereof.

1 Claim, 2 Drawing Sheets






FIG. 1

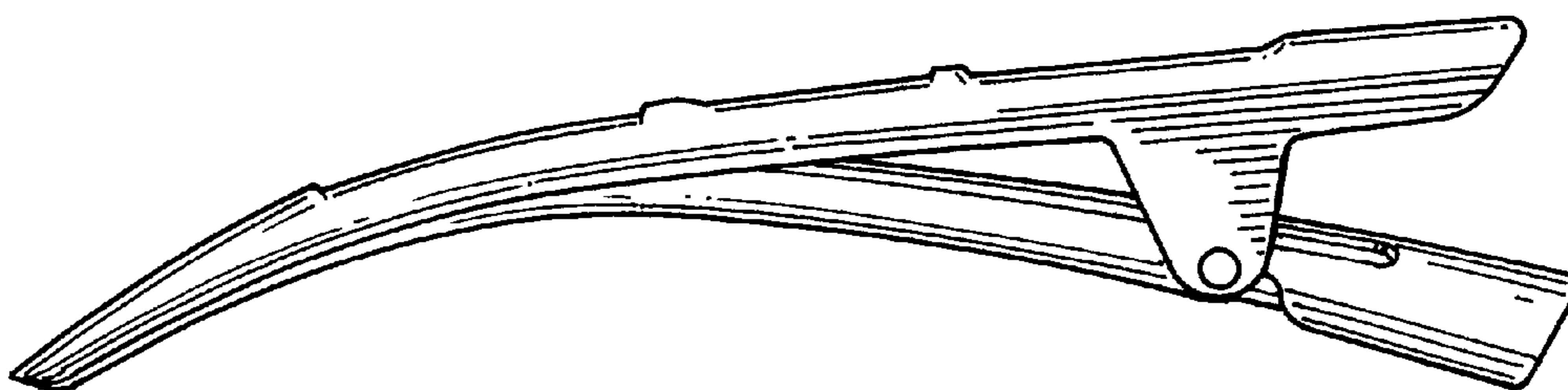


FIG. 2




FIG. 3

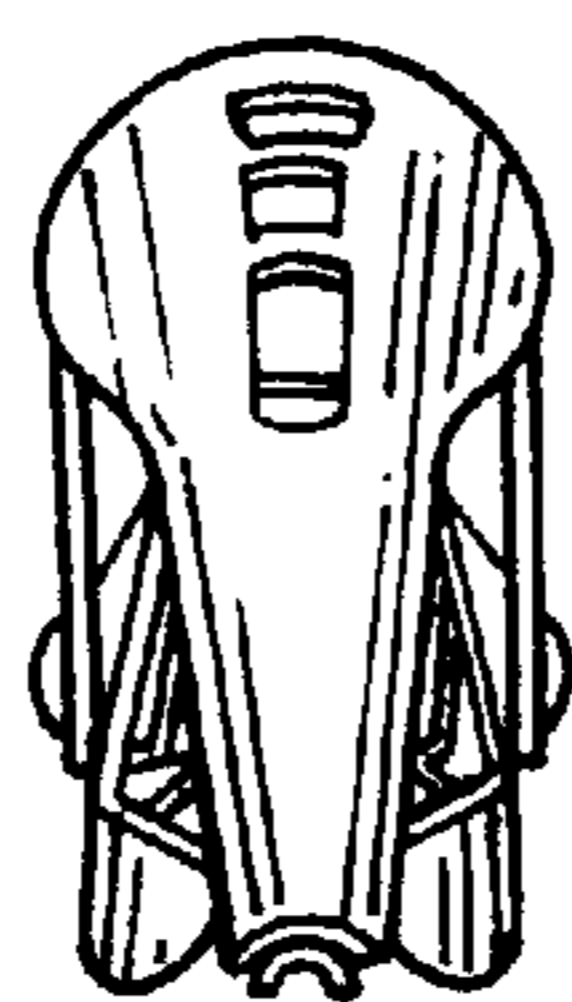


FIG. 4

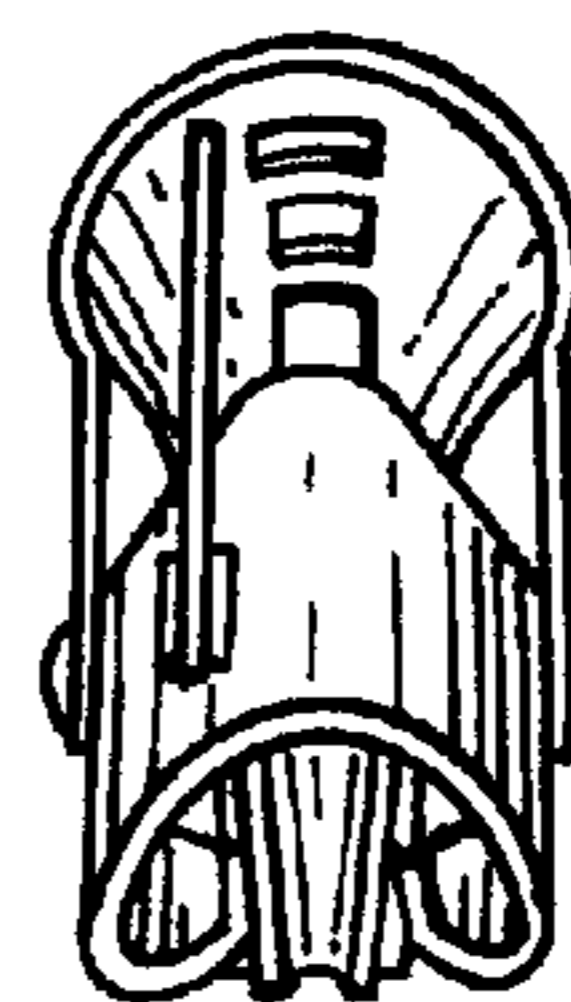


FIG. 5




FIG.6