



US00D415304S

United States Patent [19] Brown

[11] **Patent Number: Des. 415,304**

[45] **Date of Patent: ** Oct. 12, 1999**

[54] **UNDERCABINET LIGHT FIXTURE**

4,816,969 3/1989 Miller 362/147 X

[75] Inventor: **Tobias A. Brown**, New Paltz, N.Y.

OTHER PUBLICATIONS

Viriden Lighting catalog, p. 41, fluorescent lamp, #V-6952, Jul. 1954.

[73] Assignee: **JJI Lighting Group, Inc.**, Greenwich, Conn.

Primary Examiner—Susan J. Lucas
Attorney, Agent, or Firm—Fitzpatrick, Cella, Harper & Scinto

[**] Term: **14 Years**

[21] Appl. No.: **29/085,569**

[57] CLAIM

[22] Filed: **Mar. 26, 1998**

The ornamental design for an undercabinet light fixture, as shown and described.

[51] **LOC (6) Cl.** **26-05**

[52] **U.S. Cl.** **D26/87; D26/76**

[58] **Field of Search** D26/72, 75, 76,
D26/85, 87, 92; 362/147, 432, 299, 222,
223, 287

DESCRIPTION

FIG. 1 is a perspective view of the undercabinet light fixture according to the invention;
FIG. 2 is a left side view;
FIG. 3 is a right side view;
FIG. 4 is a bottom plan view;
FIG. 5 is a top plan view;
FIG. 6 is a front view; and,
FIG. 7 is a rear view.

[56] References Cited

U.S. PATENT DOCUMENTS

D. 188,912	9/1960	Lasker	D26/85
D. 286,916	11/1986	Worrell	D26/72
D. 337,844	7/1993	Poirier	D26/76
2,770,717	11/1956	Schwartz et al.	362/222

1 Claim, 3 Drawing Sheets

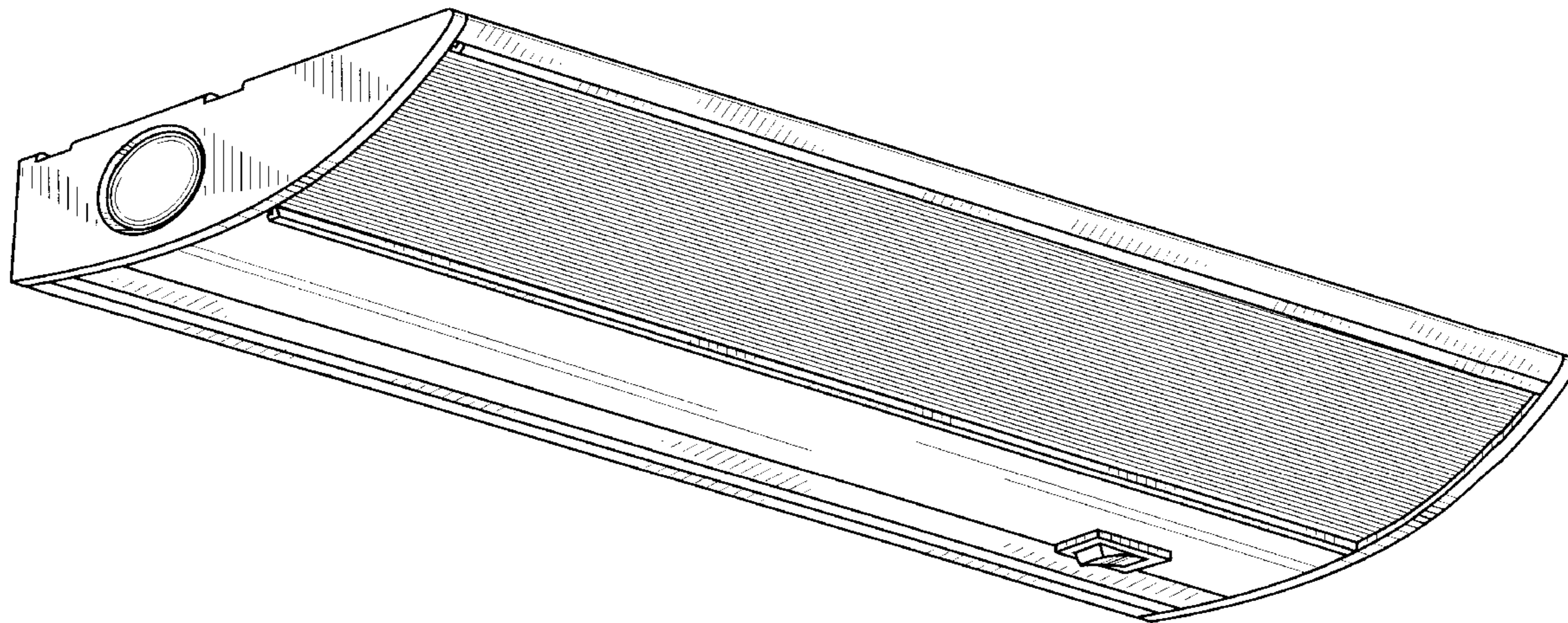


FIG. 1

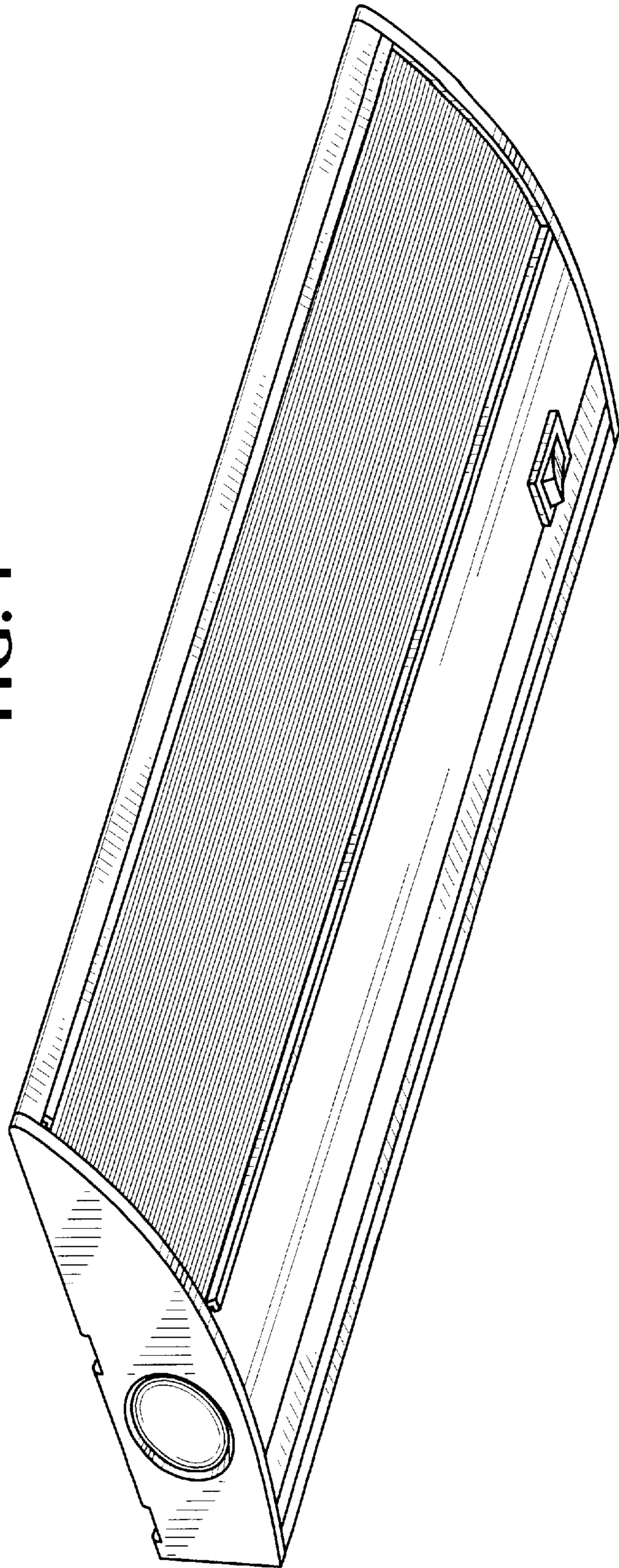


FIG. 2

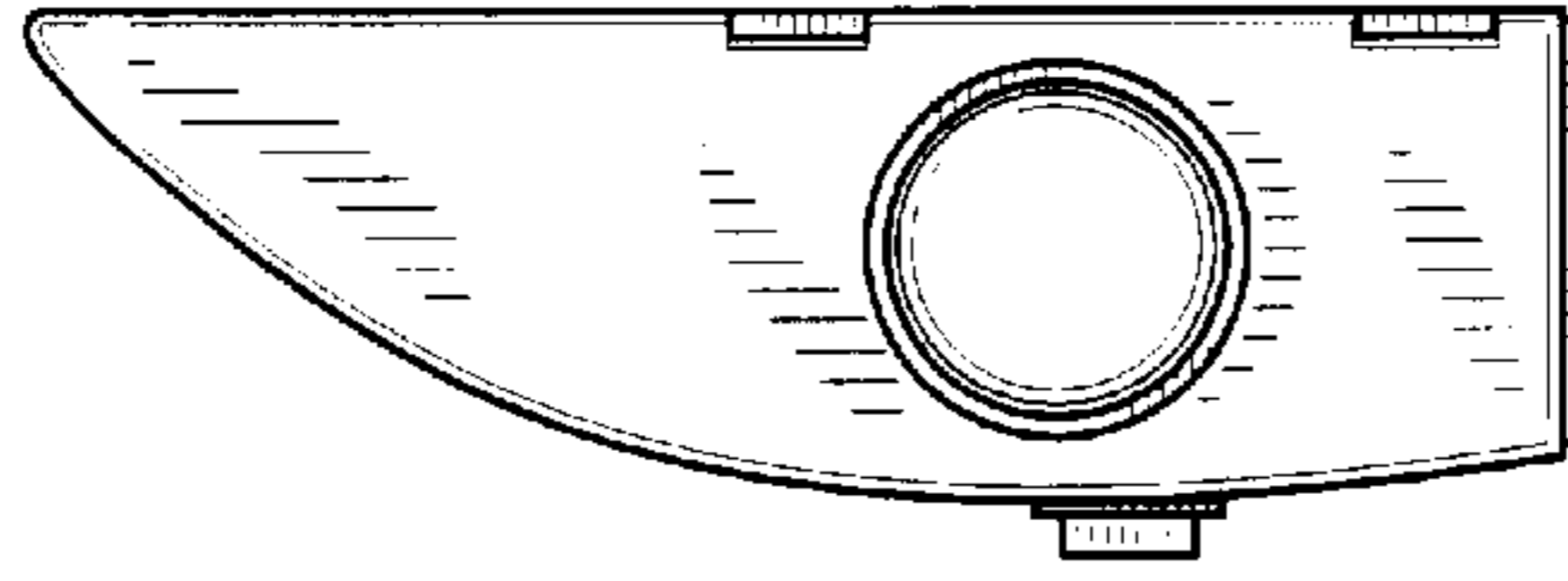


FIG. 3

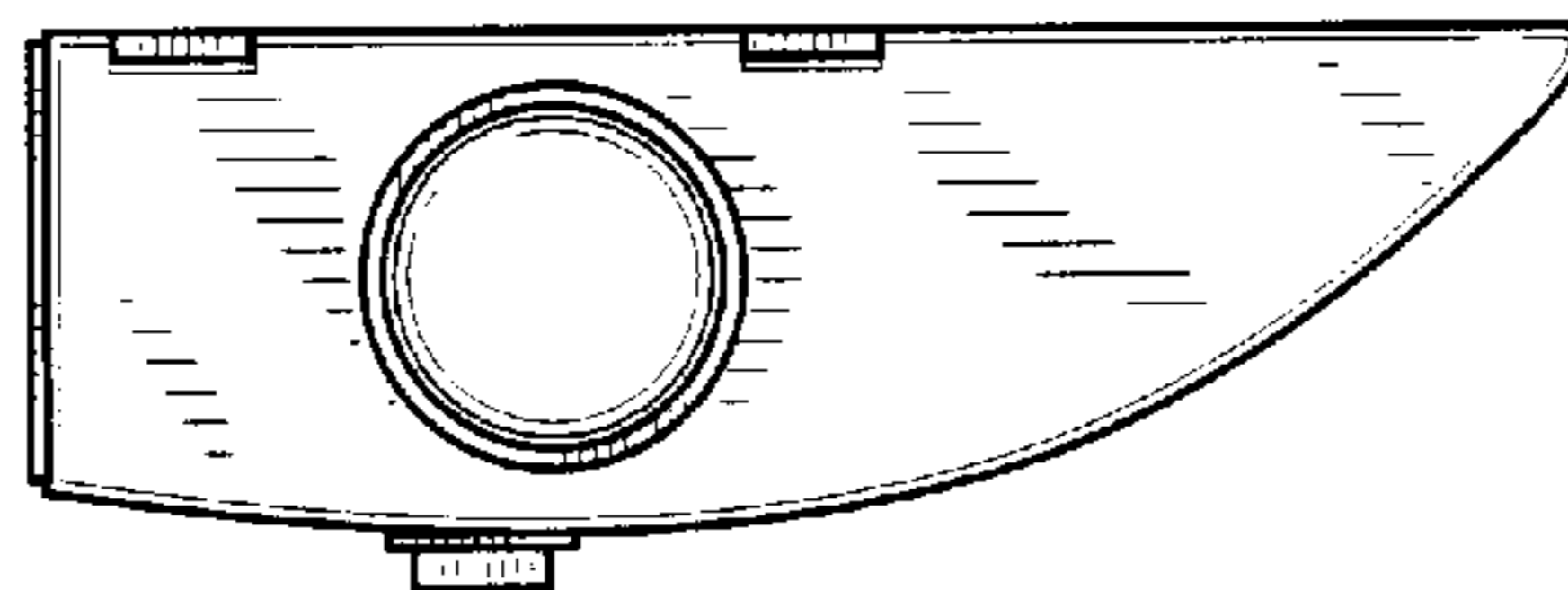


FIG. 6




FIG. 7

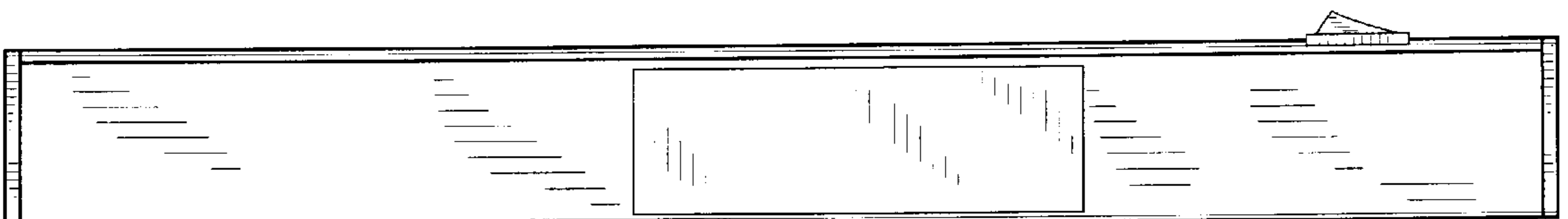


FIG. 4




FIG. 5

