



US00D415277S

United States Patent [19]

Tumey et al.

[11] Patent Number: **Des. 415,277**

[45] Date of Patent: **** Oct. 12, 1999**

[54] **BREAST SHIELD FOR USE DURING MEDICAL IMAGING EXAMINATION**

[75] Inventors: **David M. Tumey; L. Tab Randolph,**
both of San Antonio, Tex.

[73] Assignee: **KCI New Technologies, Inc.,** San Antonio, Tex.

[**] Term: **14 Years**

[21] Appl. No.: **29/092,873**

[22] Filed: **Aug. 28, 1998**

[51] **LOC (6) Cl.** **24-01**

[52] **U.S. Cl.** **D24/158**

[58] **Field of Search** D24/158; 250/515.1, 250/516.1, 519.1; 128/846, 849, 874

[56] **References Cited**

U.S. PATENT DOCUMENTS

4,220,867 9/1980 Bloch, Jr. 250/516.1

5,012,114 4/1991 Sisson, Jr. 250/519.1
5,247,182 9/1993 Servant et al. 250/516.1
5,417,225 5/1995 Rubenstein et al. 250/515.1 X
5,419,342 5/1995 Scott 250/516.1 X

Primary Examiner—Stella Reid
Attorney, Agent, or Firm—Wayne J. Colton, Inc.

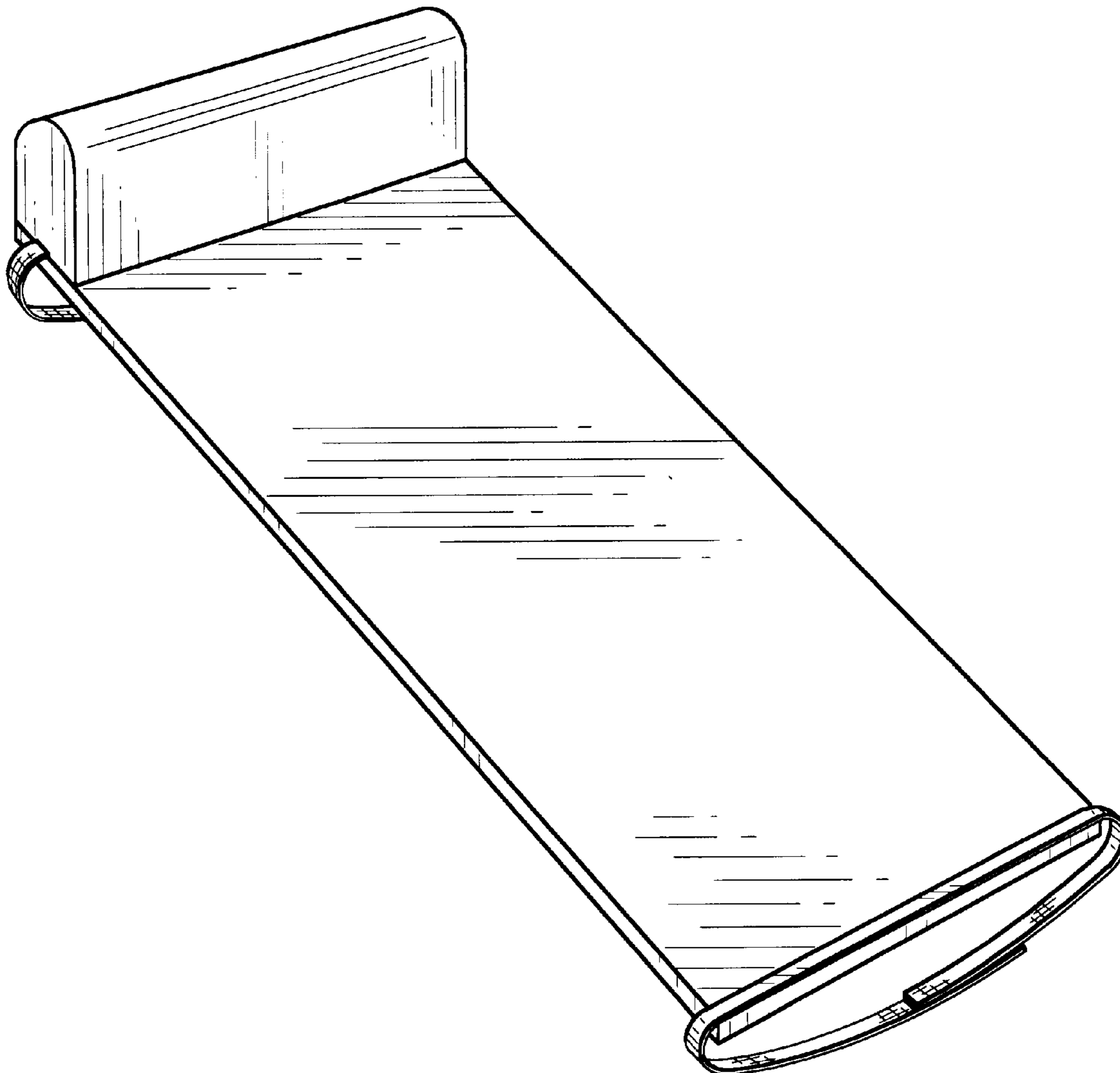
[57] **CLAIM**

The ornamental design for a breast shield for use during medical imaging examination, as shown and described.

DESCRIPTION

FIG. 1 is a perspective view of a breast shield for use during a medical imaging examination;
FIG. 2 is a top plan view thereof;
FIG. 3 is a left side elevational view thereof;
FIG. 4 is a right side elevational view thereof;
FIG. 5 is a front end elevational view thereof;
FIG. 6 is a rear end elevational view thereof; and,
FIG. 7 is a bottom plan view thereof.

1 Claim, 2 Drawing Sheets



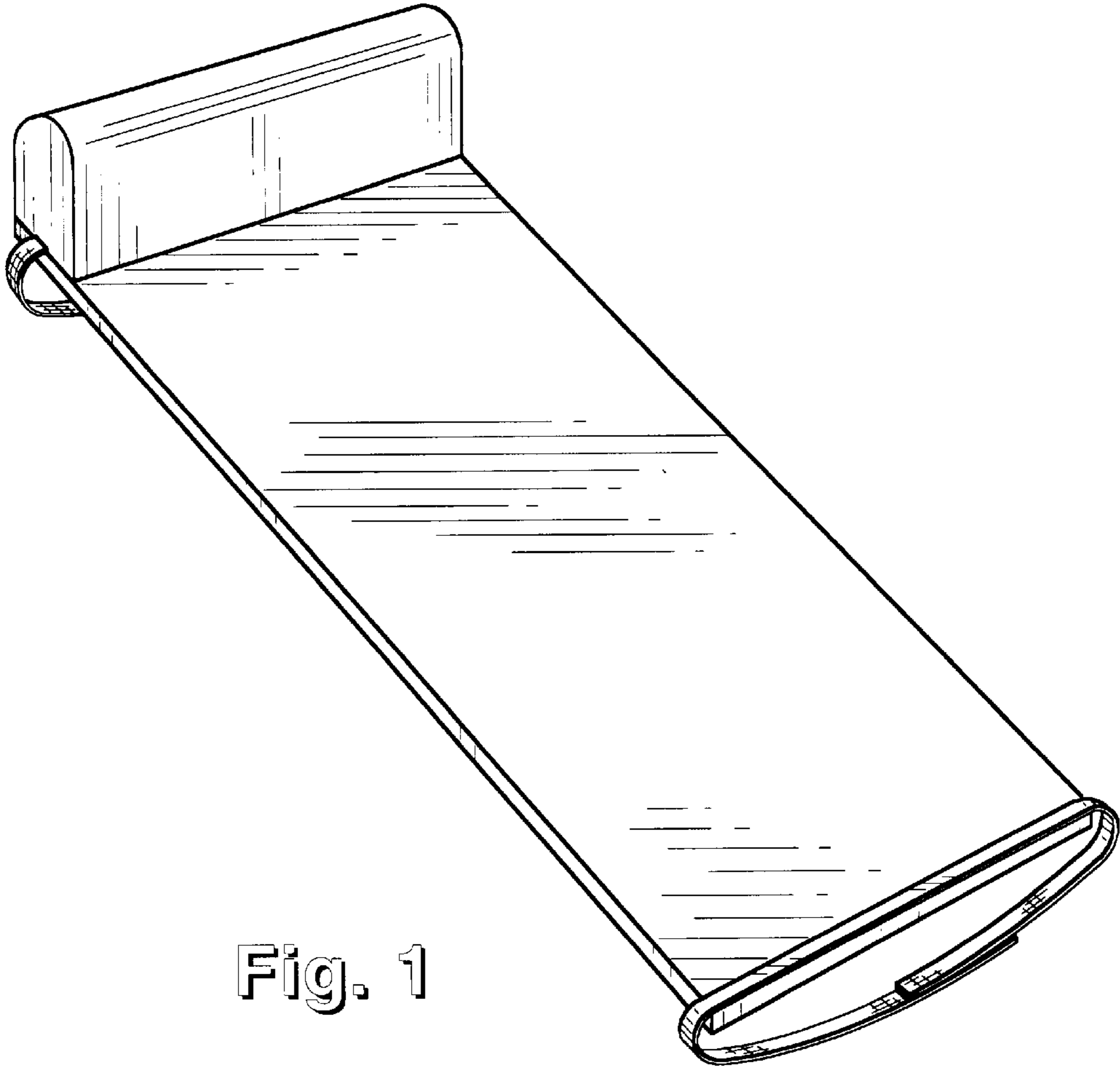


Fig. 1




Fig. 2




Fig. 3

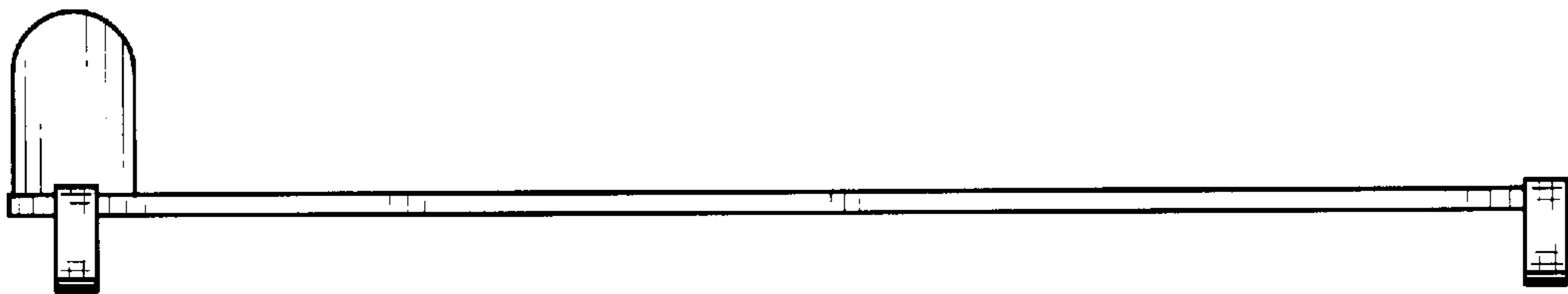


Fig. 4



Fig. 5

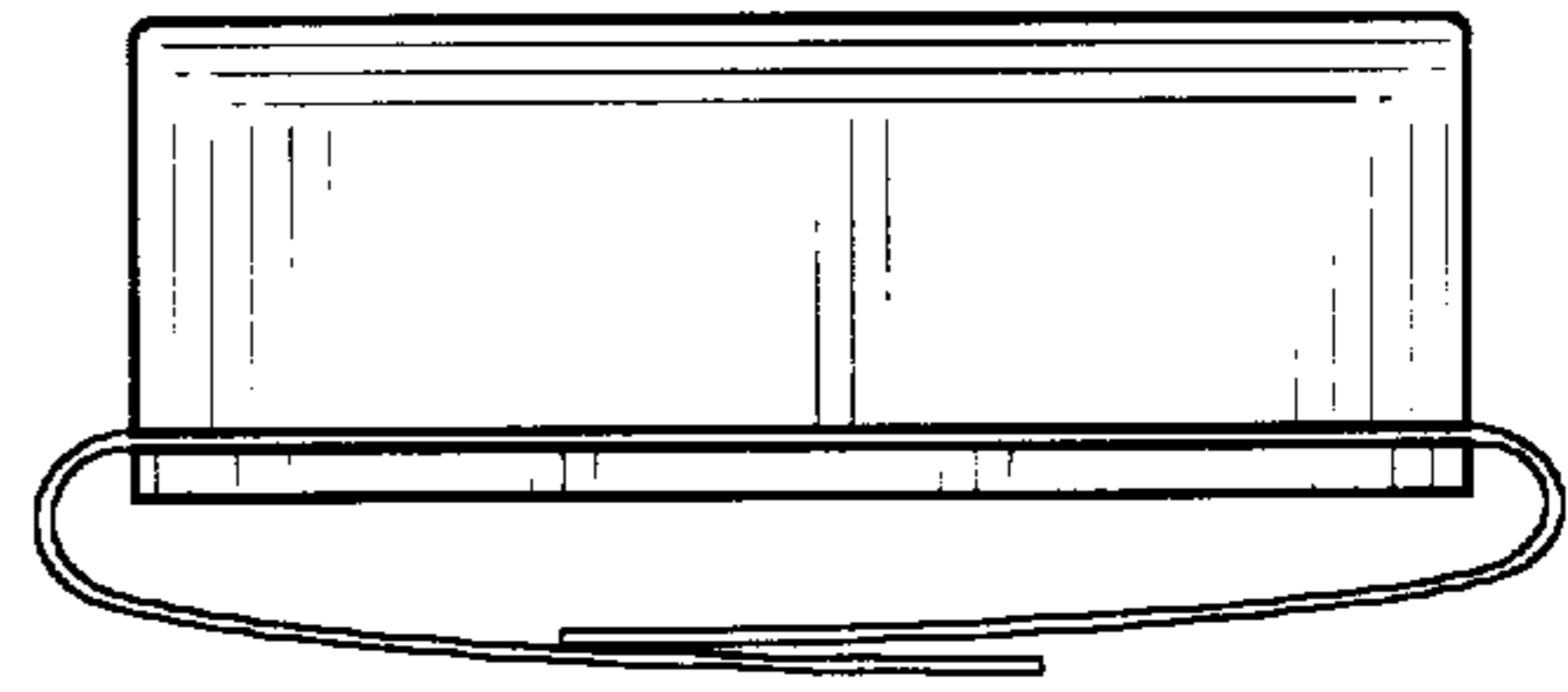


Fig. 6



Fig. 7