



US00D415273S

United States Patent [19]

[11] **Patent Number: Des. 415,273**

Gaba et al.

[45] **Date of Patent: ** Oct. 12, 1999**

[54] **COMBINED CABINET WITH GLOVE BOX AND CONTAINER FOR HOUSING MEDICAL WASTE**

5,387,735 2/1995 Ponsi et al. .
5,413,243 5/1995 Bemis et al. .
5,423,450 6/1995 Shillington et al. .

(List continued on next page.)

[75] Inventors: **Rodolfo Gaba**, Simi Valley; **Michael Griffin**, Agua Dulce, both of Calif.; **Ignaty Gusakov**, East Aurora, N.Y.; **Ruane S. Jeter**, Los Angeles; **Gordon H. Marsh**, West Hills, both of Calif.

OTHER PUBLICATIONS

[73] Assignee: **Graphic Controls Corporation**, Buffalo, N.Y.

Sharps-A-Gator, Sharps Collection and Disposal System, Point-Of-Use Sharps Container, CA-4833-1, Devon Industries, Inc. (1992).

[**] Term: **14 Years**

“Sharps Container System Product Profile,” Sherwood Medical (1989).

[21] Appl. No.: **29/088,649**

“How To Use The In-Room Wall Enclosure System,” Sage Products Inc. (1993).

[22] Filed: **May 28, 1998**

Primary Examiner—Doris Clark
Assistant Examiner—I Simmons
Attorney, Agent, or Firm—Ratner & Prestia

Related U.S. Application Data

[57] **CLAIM**

[63] Continuation-in-part of application No. 29/079,532, Nov. 7, 1997, Pat. No. Des. 411,008.

The ornamental design for a combined cabinet with glove box and container for housing medical waste, as shown and described.

[51] **LOC (6) Cl.** **24-02**

DESCRIPTION

[52] **U.S. Cl.** **D24/131**

[58] **Field of Search** D24/131; 206/366, 206/365, 363, 370, 438

FIG. 1 is a front view of a combined cabinet with glove box and container for housing medical waste, showing our new design;

FIG. 2 is a left side view of the combined cabinet with glove box and container for housing medical waste;

FIG. 3 is a right side view of the combined cabinet with glove box and container for housing medical waste;

FIG. 4 is a rear view of the combined cabinet with glove box and container for housing medical waste;

FIG. 5 is a top view of the combined cabinet with glove box and container for housing medical waste;

FIG. 6 is a bottom view of the combined cabinet with glove box and container for housing medical waste; and,

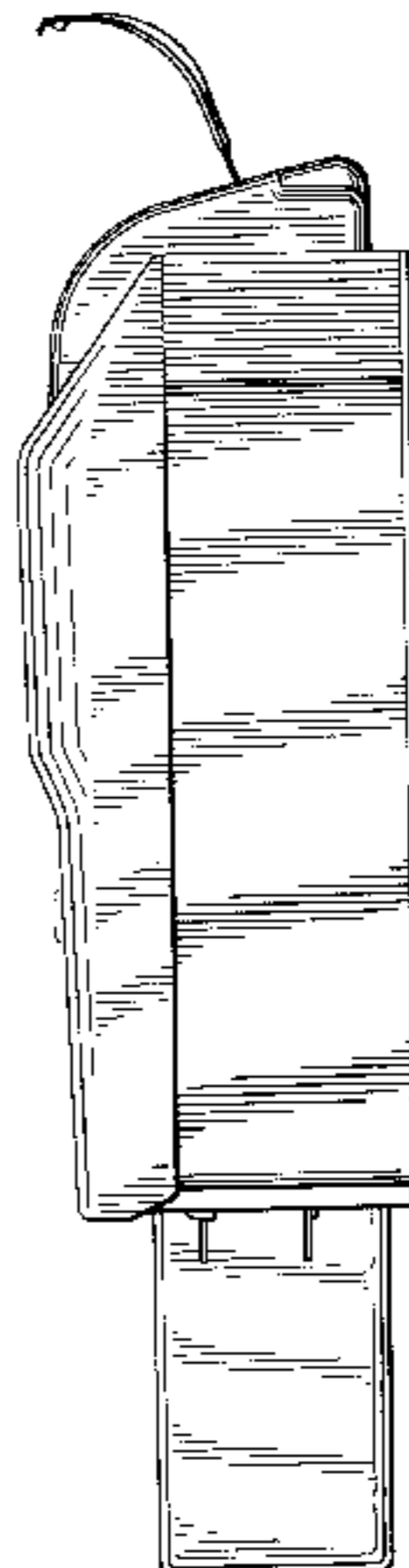
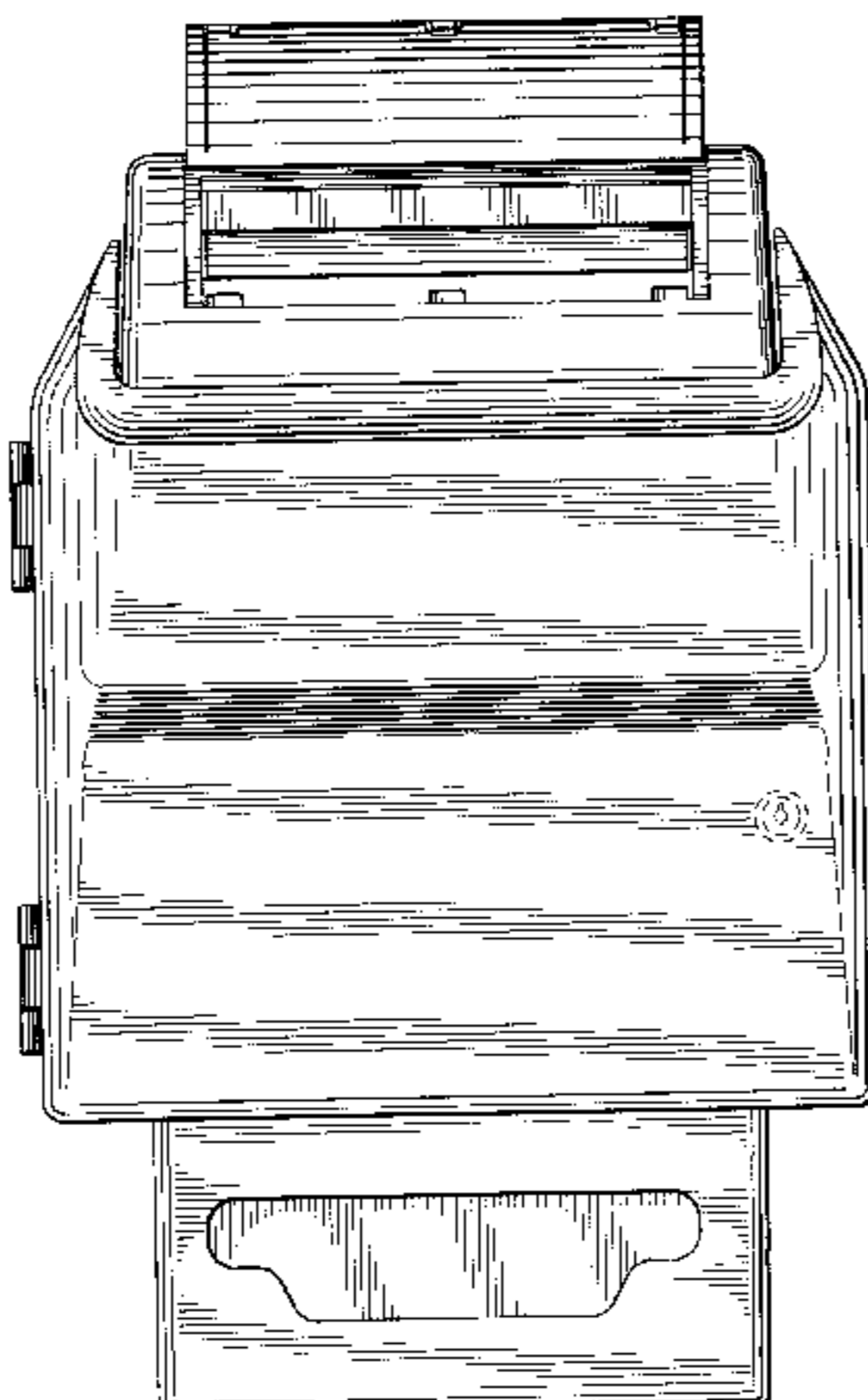
FIG. 7 is a front view of the combined cabinet with glove box and container for housing medical waste with the cabinet door open, showing the container inside the cabinet. The broken line showing in FIGS. 1, 2, 3 and 7 are for illustrative purposes only and forms no part of the claimed design.

References Cited

U.S. PATENT DOCUMENTS

- D. 304,493 11/1989 Bemis .
- D. 307,841 5/1990 Hanifl et al. .
- D. 321,803 11/1991 Dawson .
- D. 331,515 12/1992 Petterson et al. .
- D. 332,680 1/1993 Ramirez .
- D. 335,373 5/1993 Mosior .
- D. 385,349 10/1997 Mosior et al. .
- 4,809,850 3/1989 Laible et al. .
- 4,863,057 9/1989 Hanifl et al. .
- 4,903,832 2/1990 Stewart .
- 4,955,477 9/1990 Bruno .
- 5,076,429 12/1991 Patrick et al. .
- 5,080,251 1/1992 Noack .
- 5,178,322 1/1993 Shillington .
- 5,211,303 5/1993 Mosior .
- 5,240,108 8/1993 Tonna 206/366
- 5,323,994 6/1994 Shillington et al. .

1 Claim, 5 Drawing Sheets



Des. 415,273

Page 2

U.S. PATENT DOCUMENTS

			5,603,404	2/1997	Nazare et al. .	
			5,605,245	2/1997	Bemis et al. .	
5,465,841	11/1995	Wilson et al. .	5,630,506	5/1997	Thorne et al.	206/370 X
5,494,186	2/1996	Marsh .	5,740,909	4/1998	Nazare et al.	206/366
5,516,001	5/1996	Muckenfuhs et al. .				

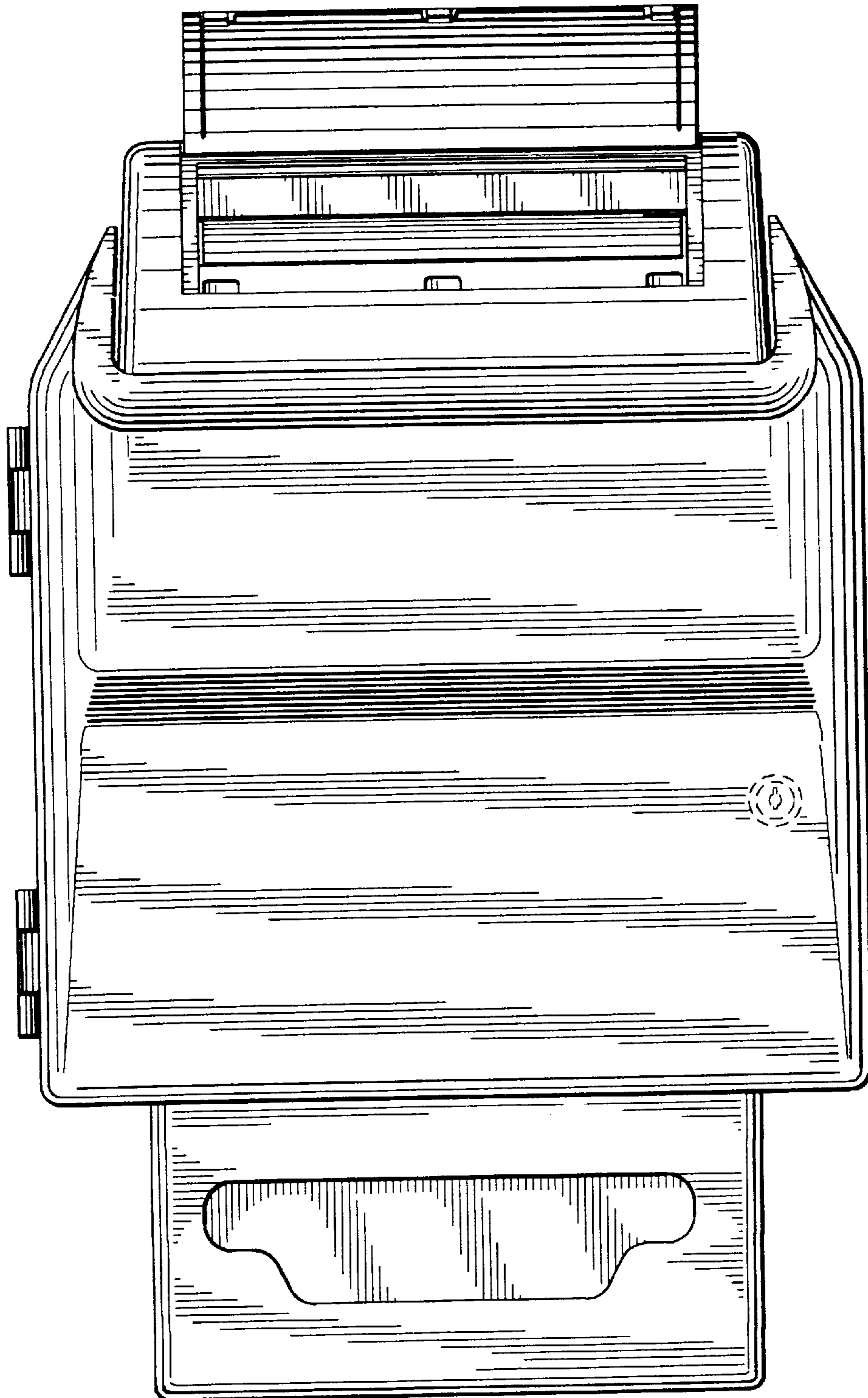


Fig. 1

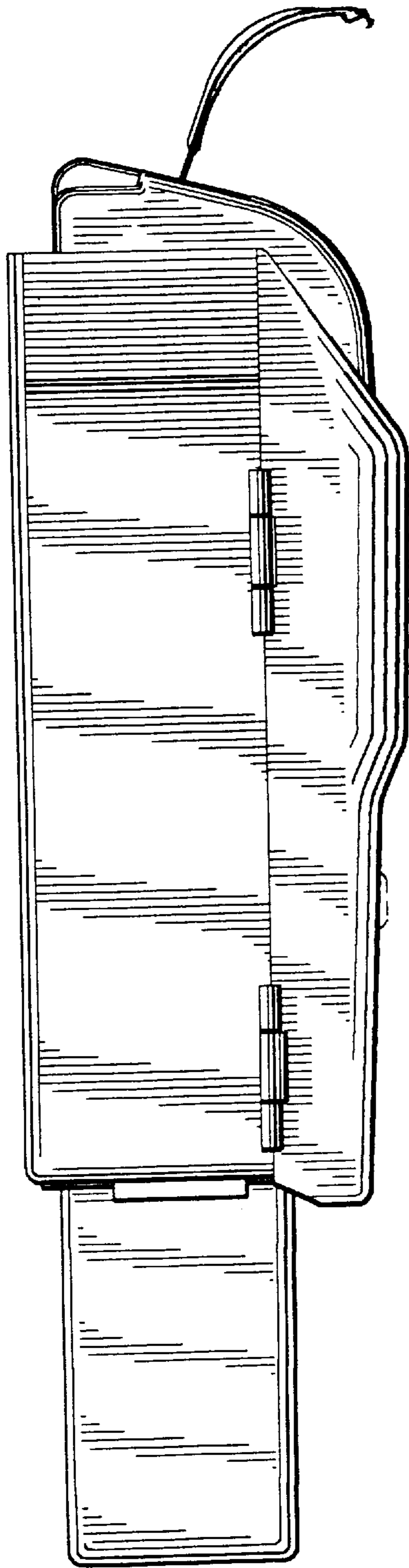


Fig. 2

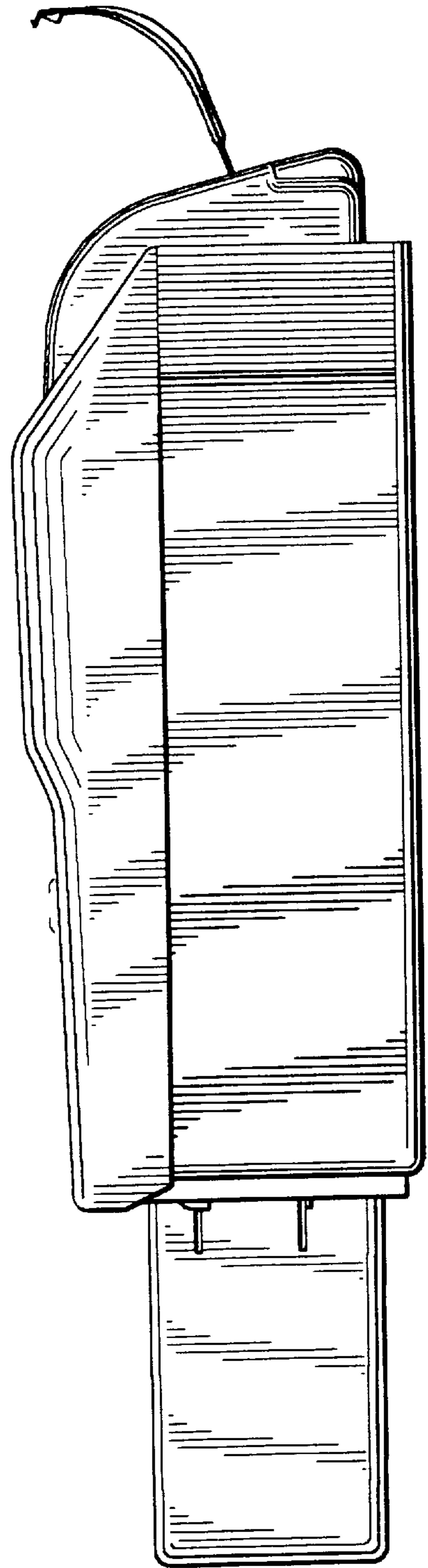


Fig. 3

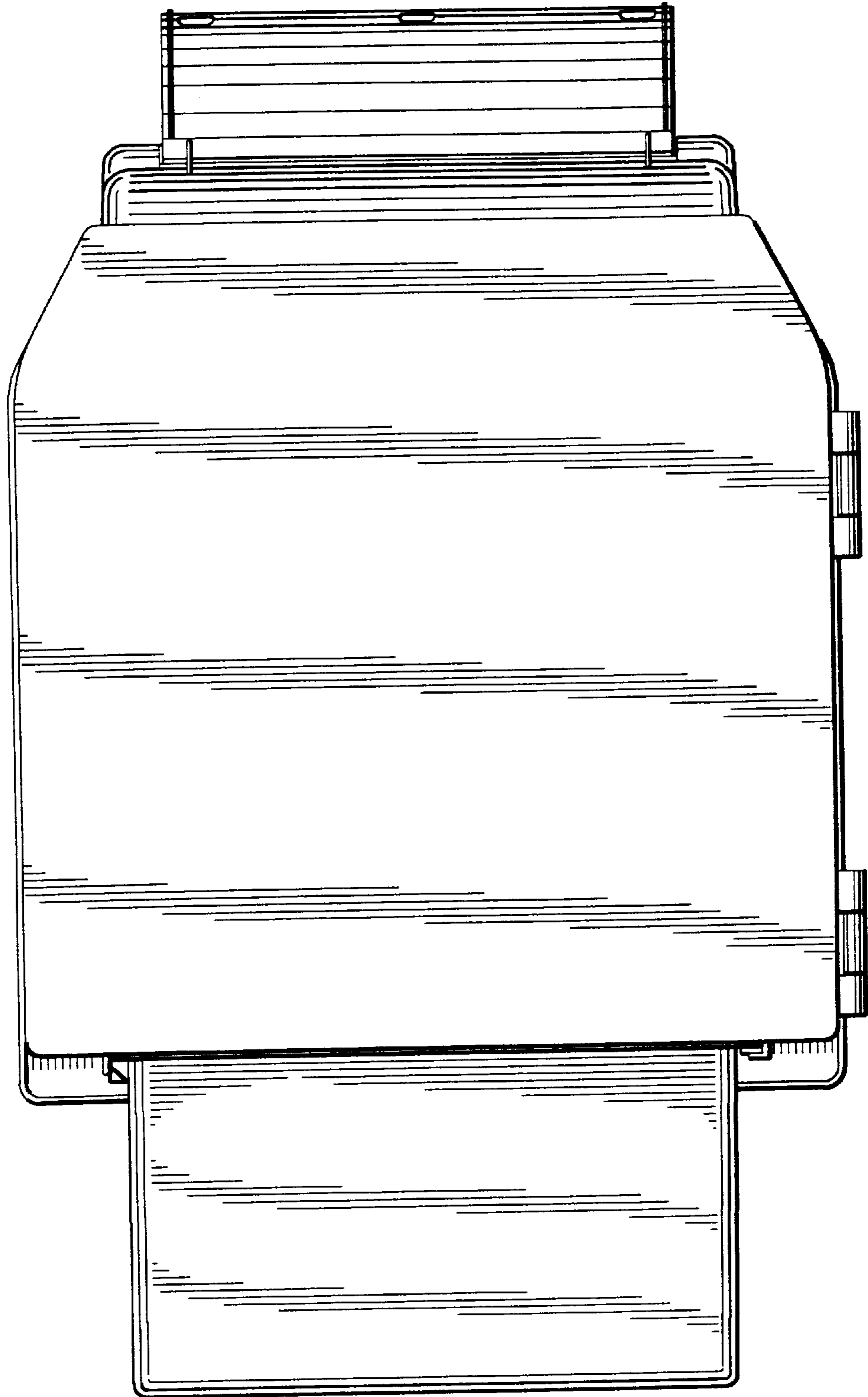


Fig. 4

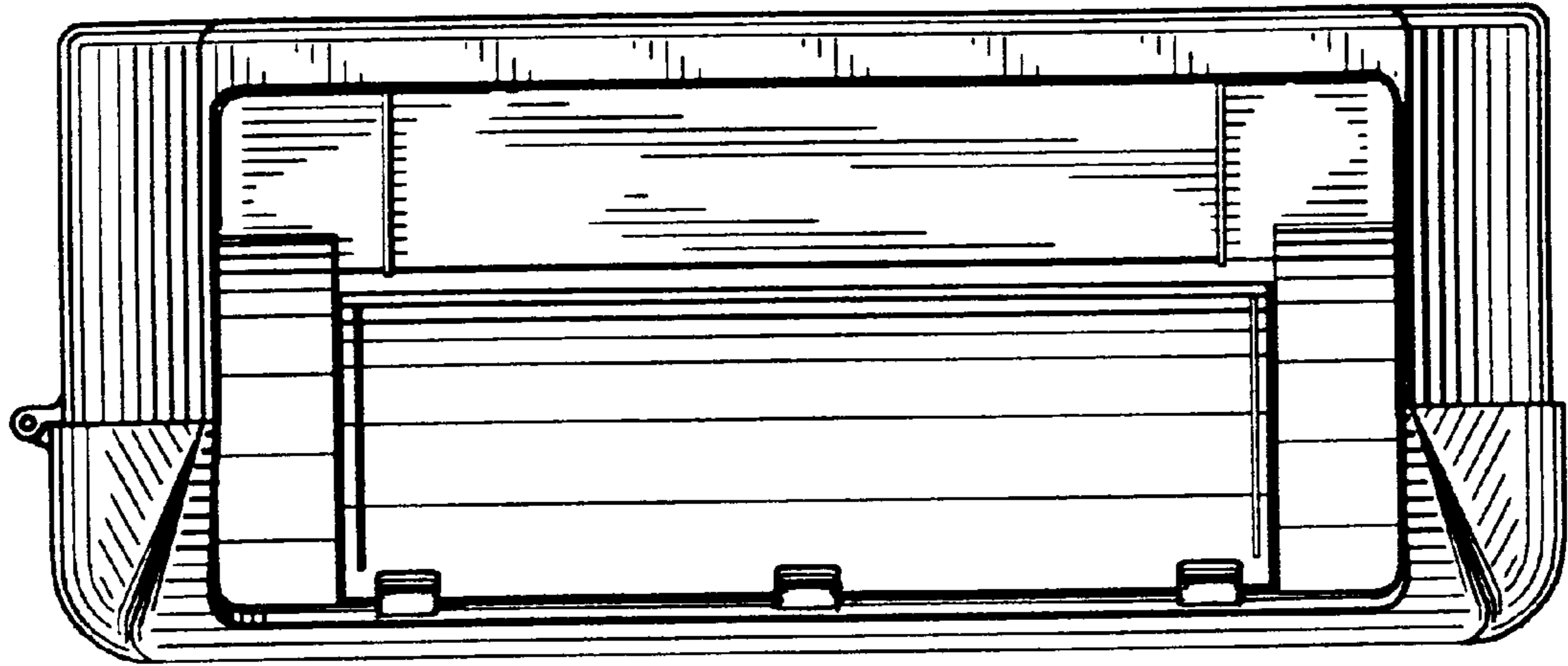


Fig. 5

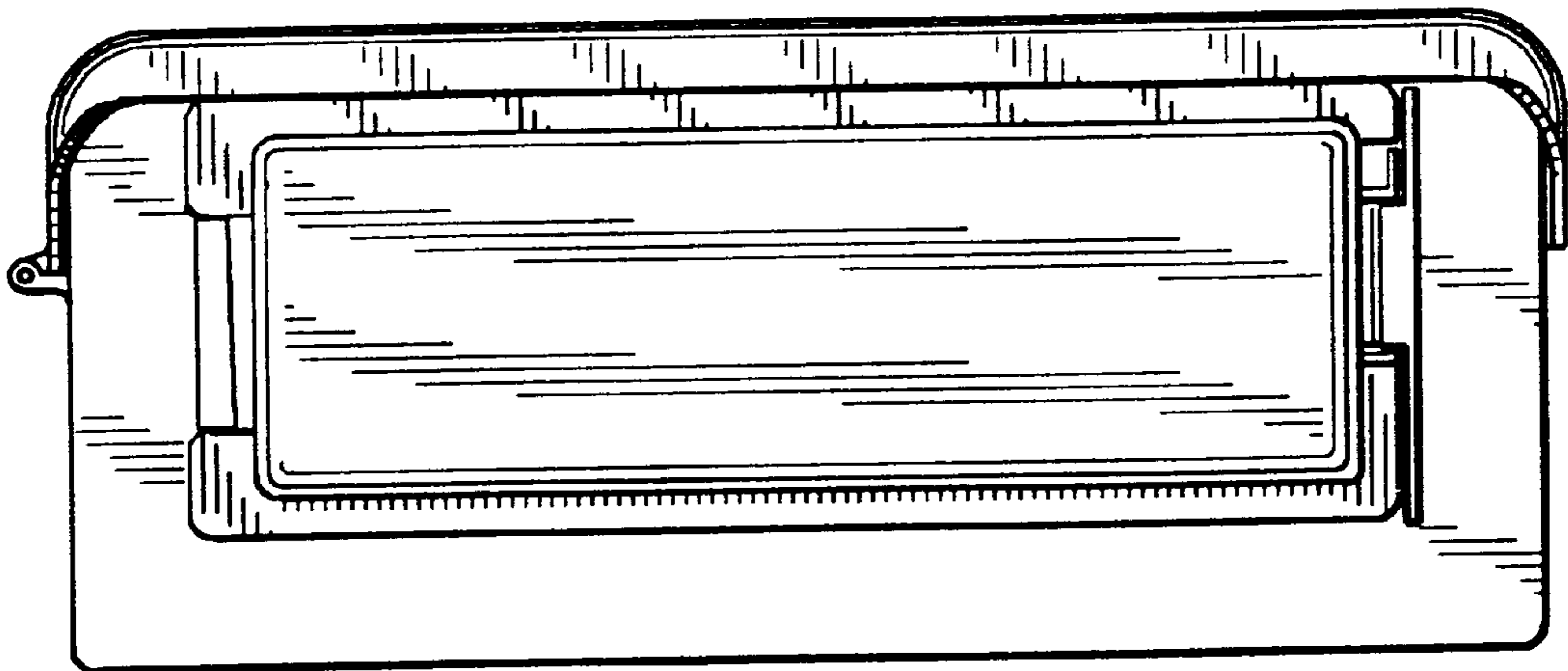


Fig. 6

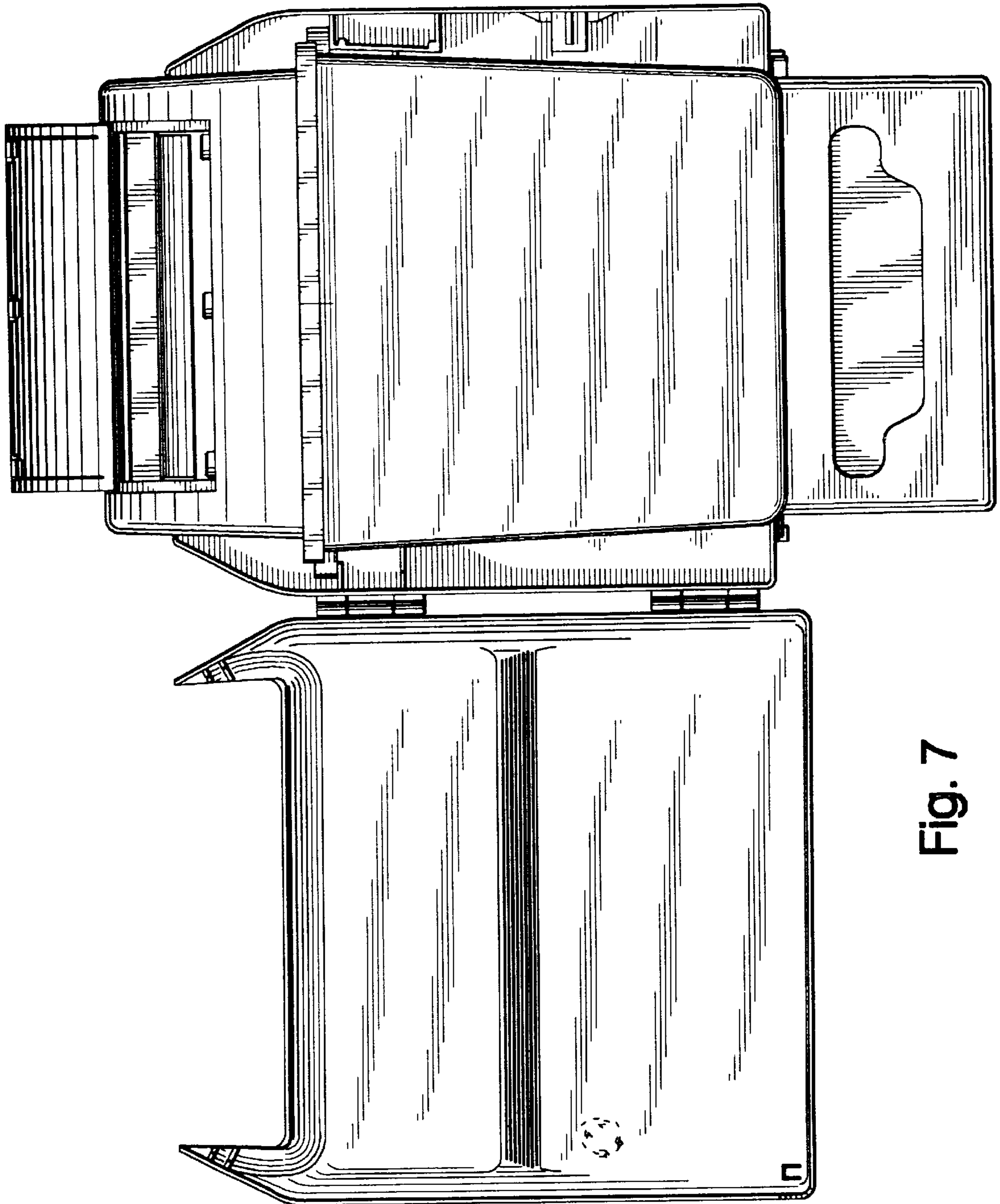


Fig. 7