



US00D415270S

United States Patent [19] Fok

[11] **Patent Number: Des. 415,270**

[45] **Date of Patent: ** Oct. 12, 1999**

[54] **ELECTRIC FAN**

[75] **Inventor: Peter Fok**, Shatin, The Hong Kong Special Administrative Region of the People's Republic of China

[73] **Assignee: On Tat Bakelite Electric Works Limited**, Kwun Tong, The Hong Kong Special Administrative Region of the People's Republic of China

[**] **Term: 14 Years**

[21] **Appl. No.: 29/098,465**

[22] **Filed: Dec. 30, 1998**

[51] **LOC (6) Cl. 23-04**

[52] **U.S. Cl. D23/382; D23/332; D23/370**

[58] **Field of Search D23/370, 332, D23/381, 382, 328, 335; 416/142, 246, 247 R**

[56] **References Cited**

U.S. PATENT DOCUMENTS

- D. 304,368 10/1989 Suzuki D23/382
- D. 349,570 8/1994 Radtke, Jr. D23/382
- D. 353,660 12/1994 Cunning D23/328
- D. 361,832 8/1995 Cunning D23/328
- D. 374,071 9/1996 Wang et al. D23/382
- D. 387,151 12/1997 Fok .

D. 387,153 12/1997 Fok .

D. 390,947 2/1998 Fok .

4,341,151 7/1982 Sakamoto 98/94

OTHER PUBLICATIONS

“Joan Cook Housewares 86” Catalogue, p. 30—Electric Fan “A”.

“Museum of Modern Art X-Mas Cat.”, p. 38—Thin Air Desk Fan.

Hong Kong Household, p. 54, Fan “A”, bottom left side of page, Sep. 1983.

Primary Examiner—Lisa Lichtenstein

Attorney, Agent, or Firm—Merchant & Gould. P.C.


[57] **CLAIM**

The ornamental design for an electric fan, as shown.

DESCRIPTION

FIG. 1 is a front elevational view of an electric fan; FIG. 2 is a rear elevational view thereof; FIG. 3 is a right side perspective view thereof; FIG. 4 is a left side perspective view thereof; FIG. 5 is a top perspective view thereof; FIG. 6 is a bottom elevational view thereof; FIG. 7 is a perspective view thereof; and, FIG. 8 is another perspective view thereof showing the fan tilted at another angle.

1 Claim, 8 Drawing Sheets






FIG. 1




FIG. 2



FIG. 3




FIG. 4




FIG. 5




FIG. 6




FIG. 7




FIG. 8