



US00D415265S

United States Patent [19]

Pendergast et al.

[11] Patent Number: **Des. 415,265**

[45] Date of Patent: **** Oct. 12, 1999**

[54] **HUMIDIFIER**

5,598,837 2/1997 Sirianne, Jr. et al. 261/119.1

[76] Inventors: **James C. Pendergast**, 3136 Terrace High, Racine, Wis. 53406; **Joseph Chaves**, 66 Icehouse Rd., Tauton, Mass. 02780

Primary Examiner—Lisa Lichtenstein

[**] Term: **14 Years**

[57] CLAIM

The ornamental design for a humidifier, as shown and described.

[21] Appl. No.: **29/073,617**

[22] Filed: **Jul. 11, 1997**

[51] **LOC (6) Cl.** **23-04**

[52] **U.S. Cl.** **D23/356; D23/358**

[58] **Field of Search** **D23/356-363; 261/119.1**

DESCRIPTION

FIG. 1 is a front elevational view of the humidifier of this design.

FIG. 2 is a top plan view of the humidifier of FIG. 1.

FIG. 3 is a side elevational view of the humidifier of FIG. 1 taken from the right side.

FIG. 4 is a rear elevational view of the humidifier of FIG. 1, wherein the broken lines are for illustrative purposes only and form no part of the claimed design.

FIG. 5 is a bottom plan view of the humidifier of FIG. 1; and, FIG. 6 is a side elevational view of the humidifier of FIG. 1 taken from the left side.

[56] References Cited

U.S. PATENT DOCUMENTS

3,807,082 4/1974 Hautmann et al. D23/361
4,098,853 7/1978 Brown et al. D23/356

1 Claim, 2 Drawing Sheets

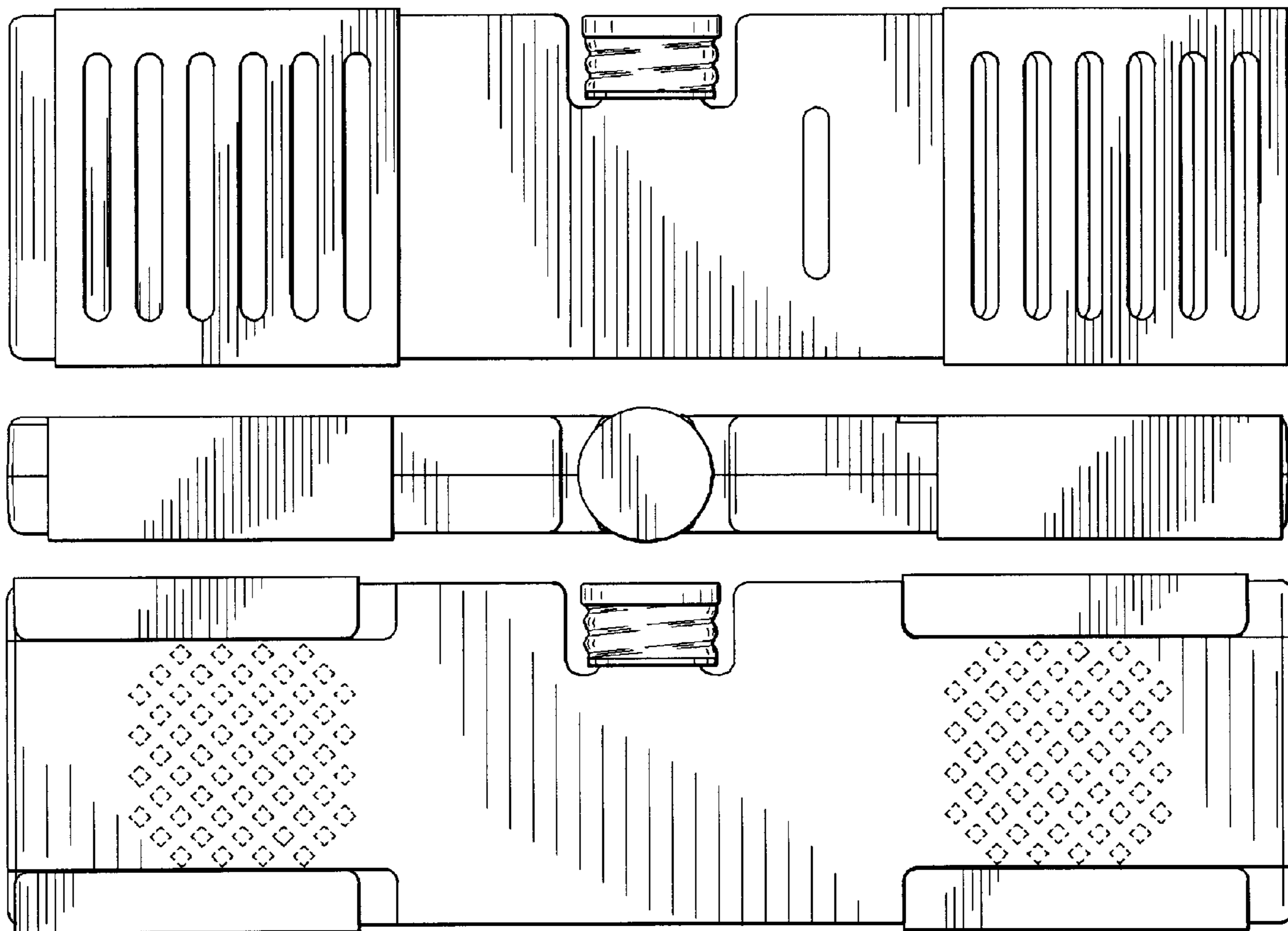


FIG. 1

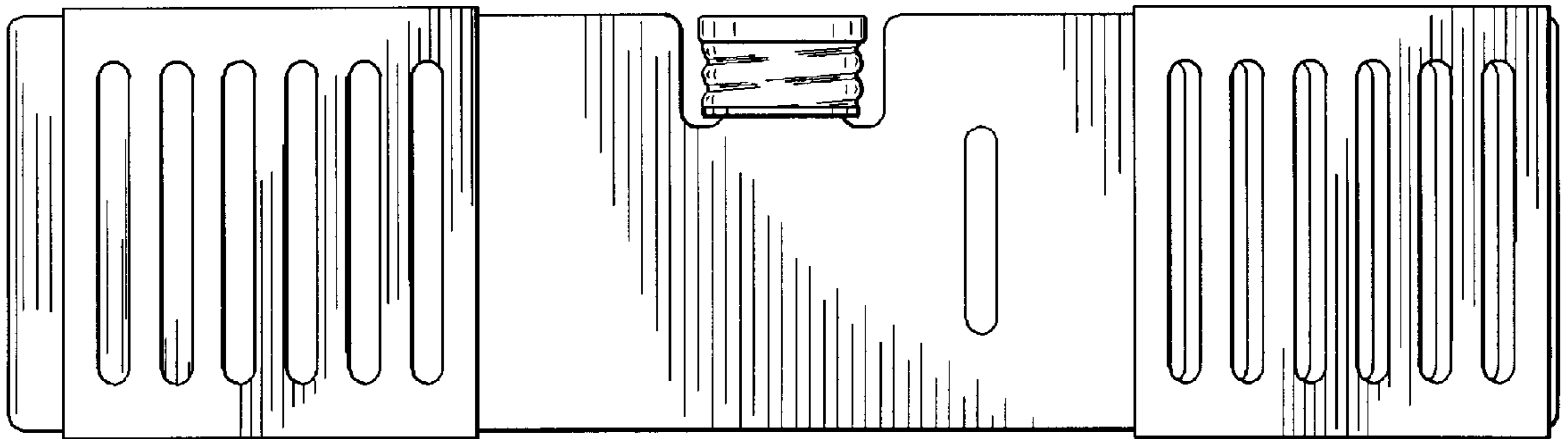


FIG. 2

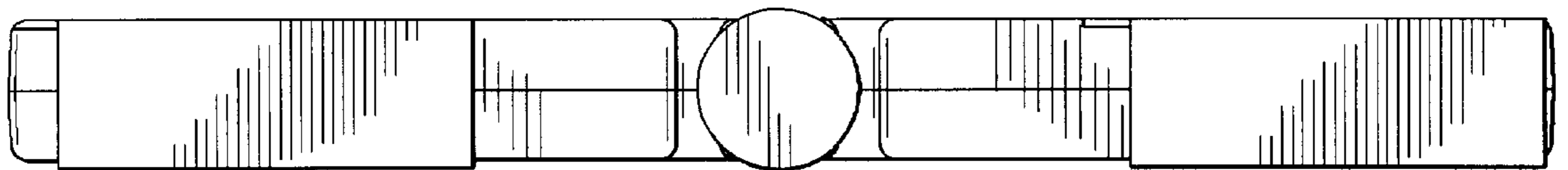


FIG. 3




FIG. 4

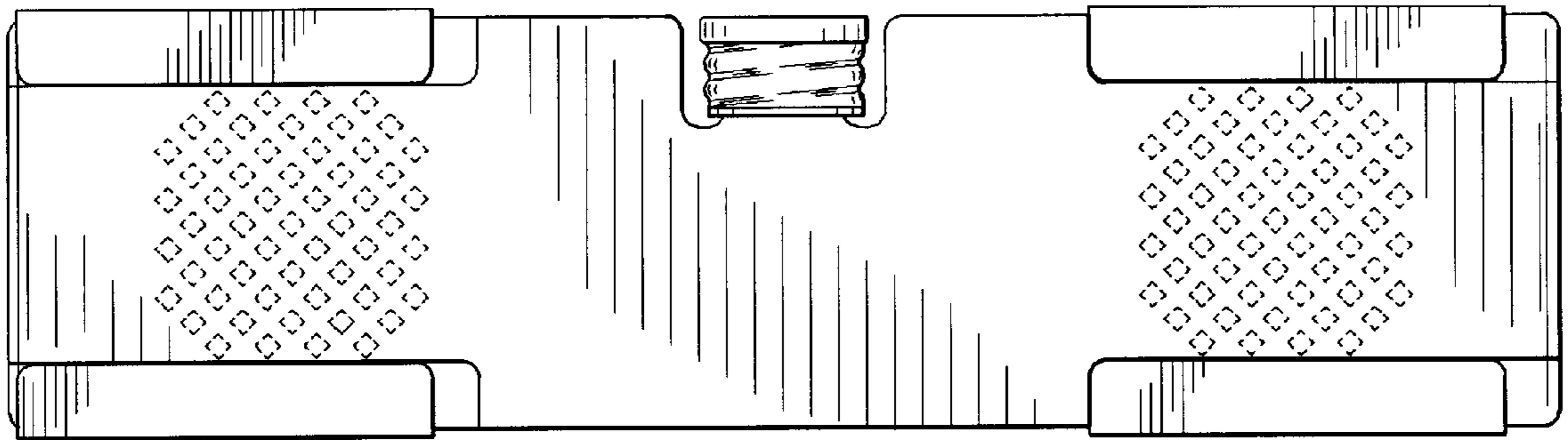


FIG. 5

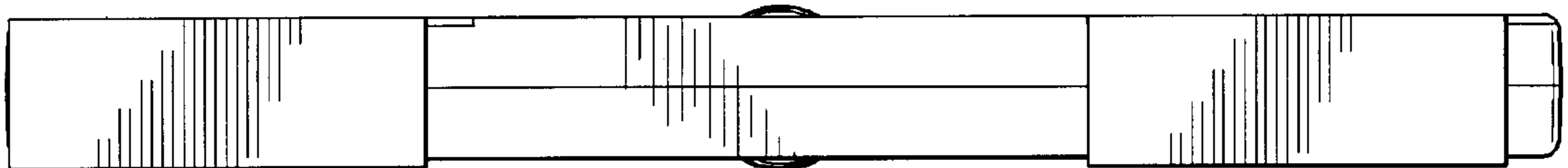


FIG. 6

