



US00D415263S

United States Patent [19] Starck

[11] **Patent Number: Des. 415,263**

[45] **Date of Patent: ** Oct. 12, 1999**

[54] **SANITARY INSTALLATION FOR A SHOWER**

[75] Inventor: **Philippe Starck**, Issy-les-Moulineaux,
France

[73] Assignee: **Hans Grohe GmbH & Co. KG**,
Germany

[**] Term: **14 Years**

[21] Appl. No.: **29/088,230**

[22] Filed: **May 19, 1998**

[30] **Foreign Application Priority Data**

Nov. 19, 1997 [DE] Germany 97 10 881

[51] **LOC (6) Cl.** **23-02**

[52] **U.S. Cl.** **D23/304**

[58] **Field of Search** D23/213, 259,
D23/266, 223, 228, 283, 303, 304; D8/349,
354, 356, 373; 4/567-570, 601, 615, 605;
248/125.1; D6/525

[56] **References Cited**

U.S. PATENT DOCUMENTS

- D. 217,548 5/1970 Niemann D23/228
- D. 233,639 11/1974 Wooters D6/525
- D. 382,700 8/1997 Smith D2/972

- D. 384,129 9/1997 Neufeld et al. D23/213
- D. 385,333 10/1997 Caroen et al. D23/228
- D. 391,341 2/1998 Sutherland D23/228
- D. 391,629 3/1998 Gottwald D23/304

OTHER PUBLICATIONS

Prospectus of Vola UK Limited, Dec., 1991.
Prospectus of Vola UK Limited, Apr., 1992.
Prospectus of Vola, publication date unknown.

Primary Examiner—Doris Clark
Assistant Examiner—Eric Watterson
Attorney, Agent, or Firm—Duane, Morris & Heckscher LLP

[57] **CLAIM**

The ornamental design for a sanitary installation for a shower, as shown and described.

DESCRIPTION

FIG. 1 is a side perspective view of a sanitary installation for a shower showing my new design;
FIG. 2 is a front elevation view thereof;
FIG. 3 is a side elevation view thereof;
FIG. 4 is a rear elevation view thereof;
FIG. 5 is an opposite side elevation view thereof;
FIG. 6 is a top plan view thereof; and,
FIG. 7 is a bottom plan view thereof.

1 Claim, 4 Drawing Sheets

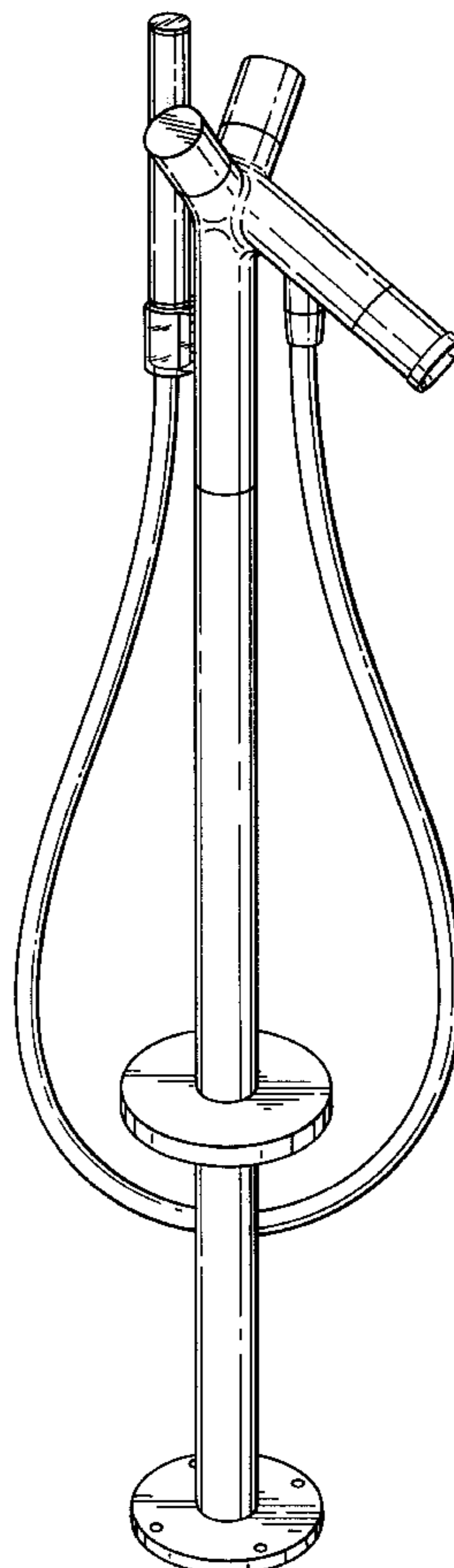
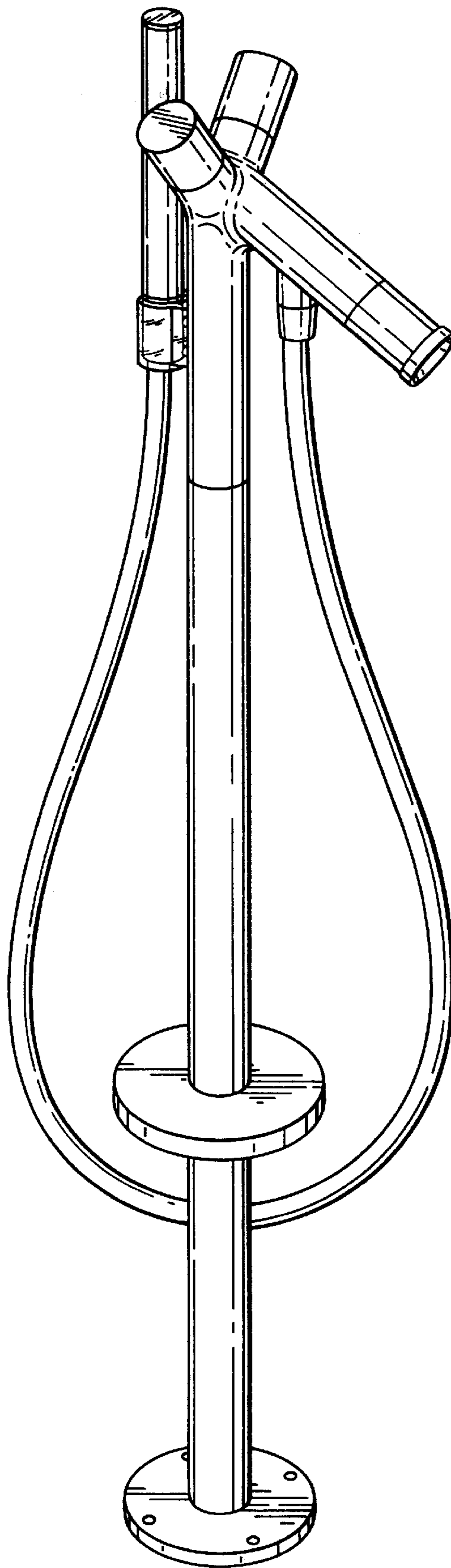


Fig. 1



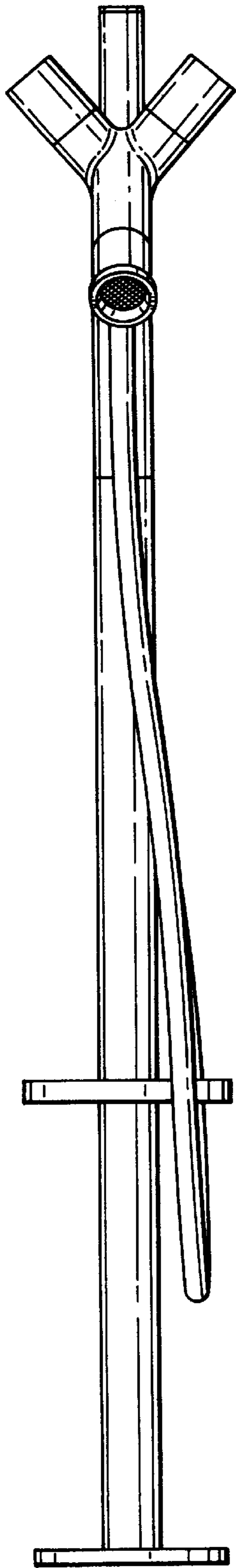


Fig. 2

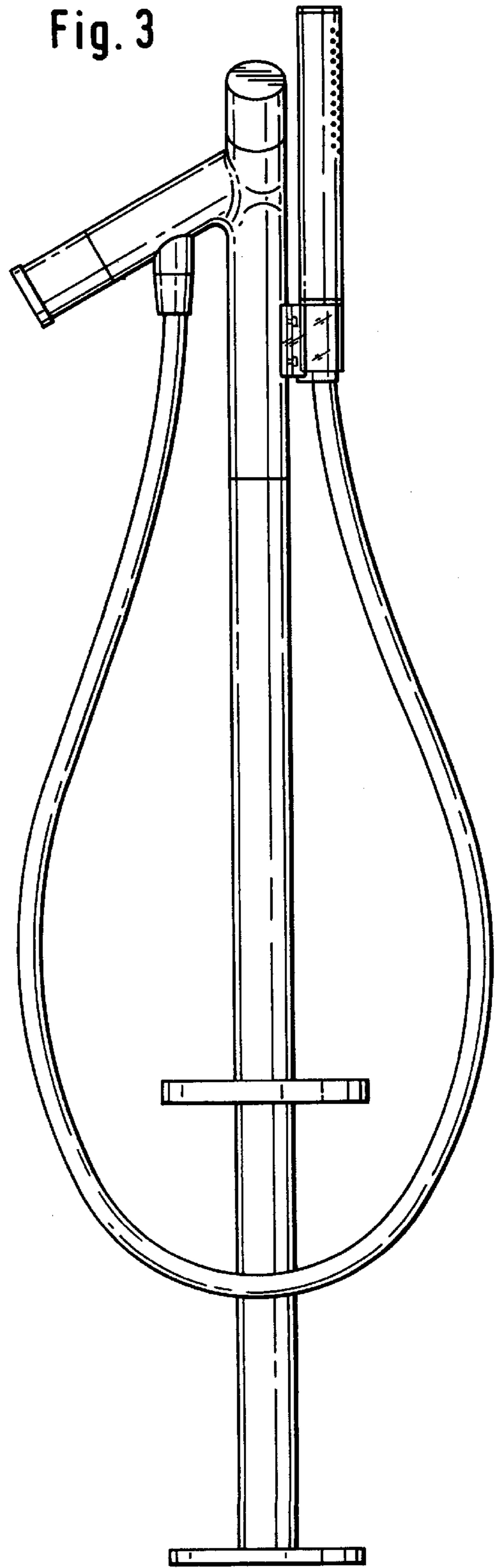


Fig. 3

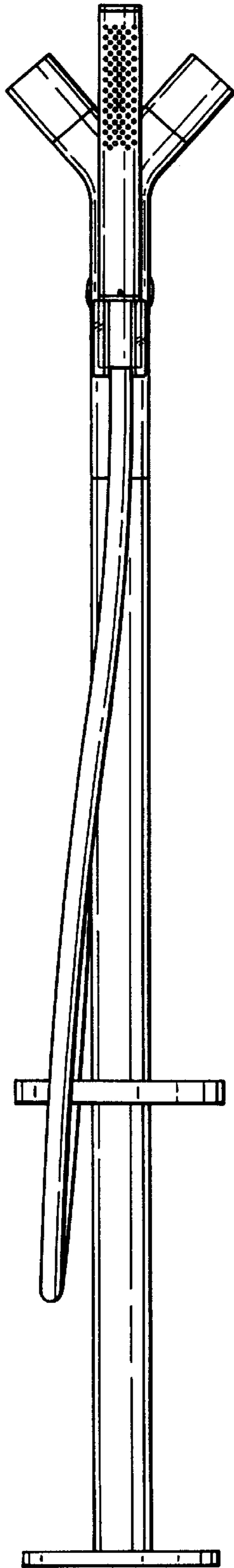


Fig. 4

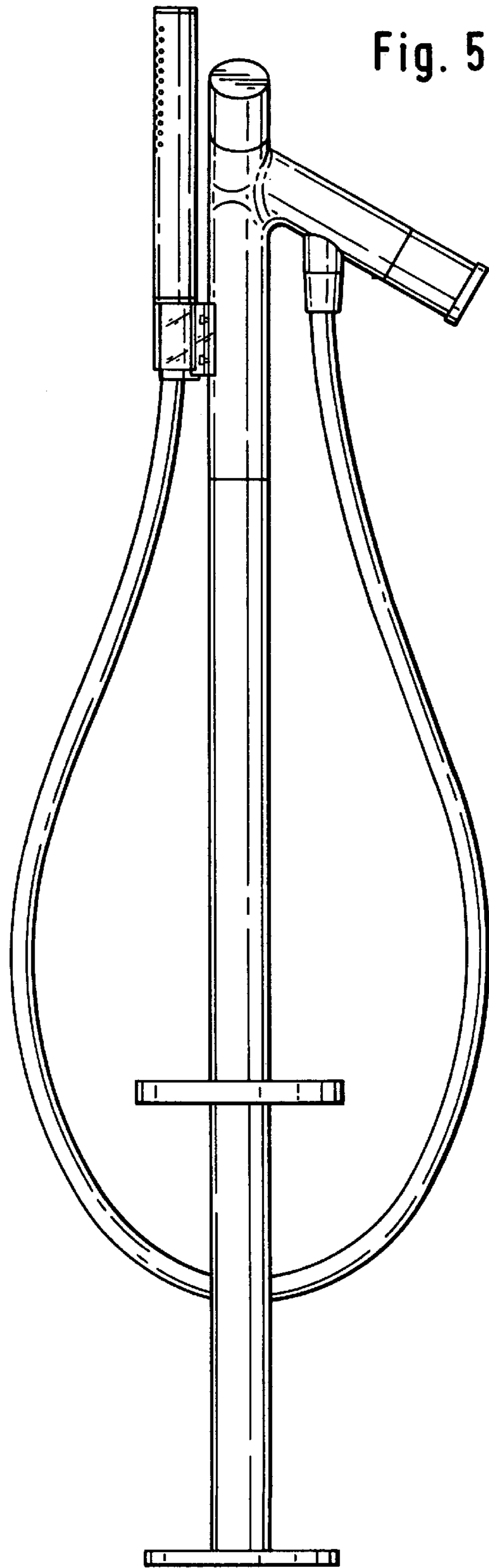


Fig. 5

Fig. 6

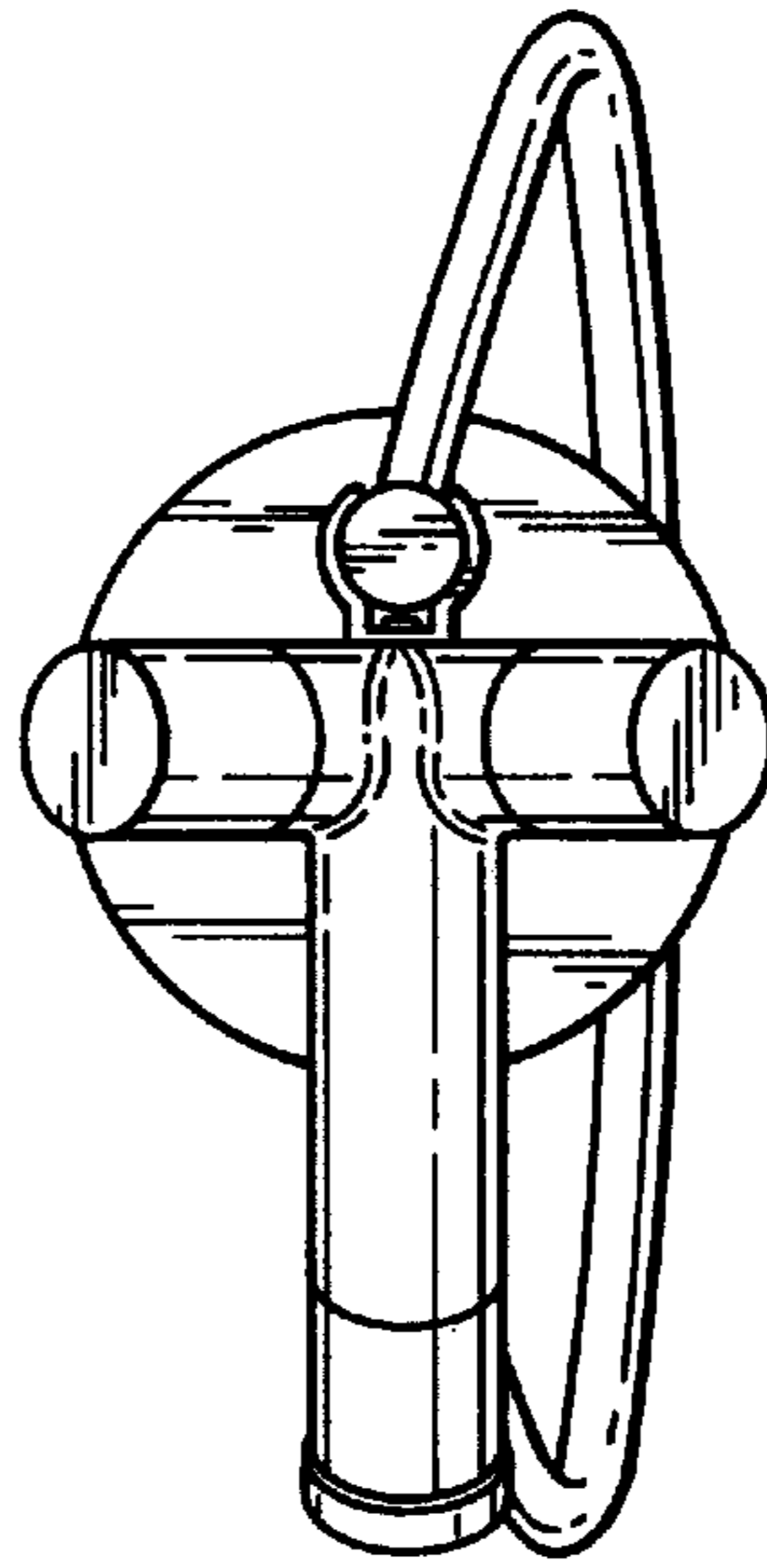


Fig. 7

