



US00D415258S

United States Patent [19] Fleischmann

[11] **Patent Number: Des. 415,258**

[45] **Date of Patent: ** Oct. 12, 1999**

[54] **FAUCET HANDLE**

[75] Inventor: **Klaus Fleischmann**, Krefeld, Germany

[73] Assignee: **Hansa Metallwerke AG**, Germany

[**] Term: **14 Years**

[21] Appl. No.: **29/083,212**

[22] Filed: **Feb. 4, 1998**

[30] **Foreign Application Priority Data**

Oct. 9, 1997 [DE] Germany M97 09 402

[51] **LOC (6) Cl.** **23-01**

[52] **U.S. Cl.** **D23/250**

[58] **Field of Search** D23/238-243,
D23/250-257; 4/675-678; 137/801; 16/110 R-121;
D8/300-310

[56] **References Cited**

U.S. PATENT DOCUMENTS

- D. 316,293 4/1991 Ragonot D23/250
- D. 316,746 5/1991 Ragonot D23/250
- D. 324,807 3/1992 Reid et al. D8/310
- D. 332,823 1/1993 Bonnell D23/250

- D. 333,509 2/1993 Haug et al. D23/250
- D. 378,775 4/1997 Kergoet D23/250

Primary Examiner—Louis S. Zarfes
Assistant Examiner—Eric Watterson

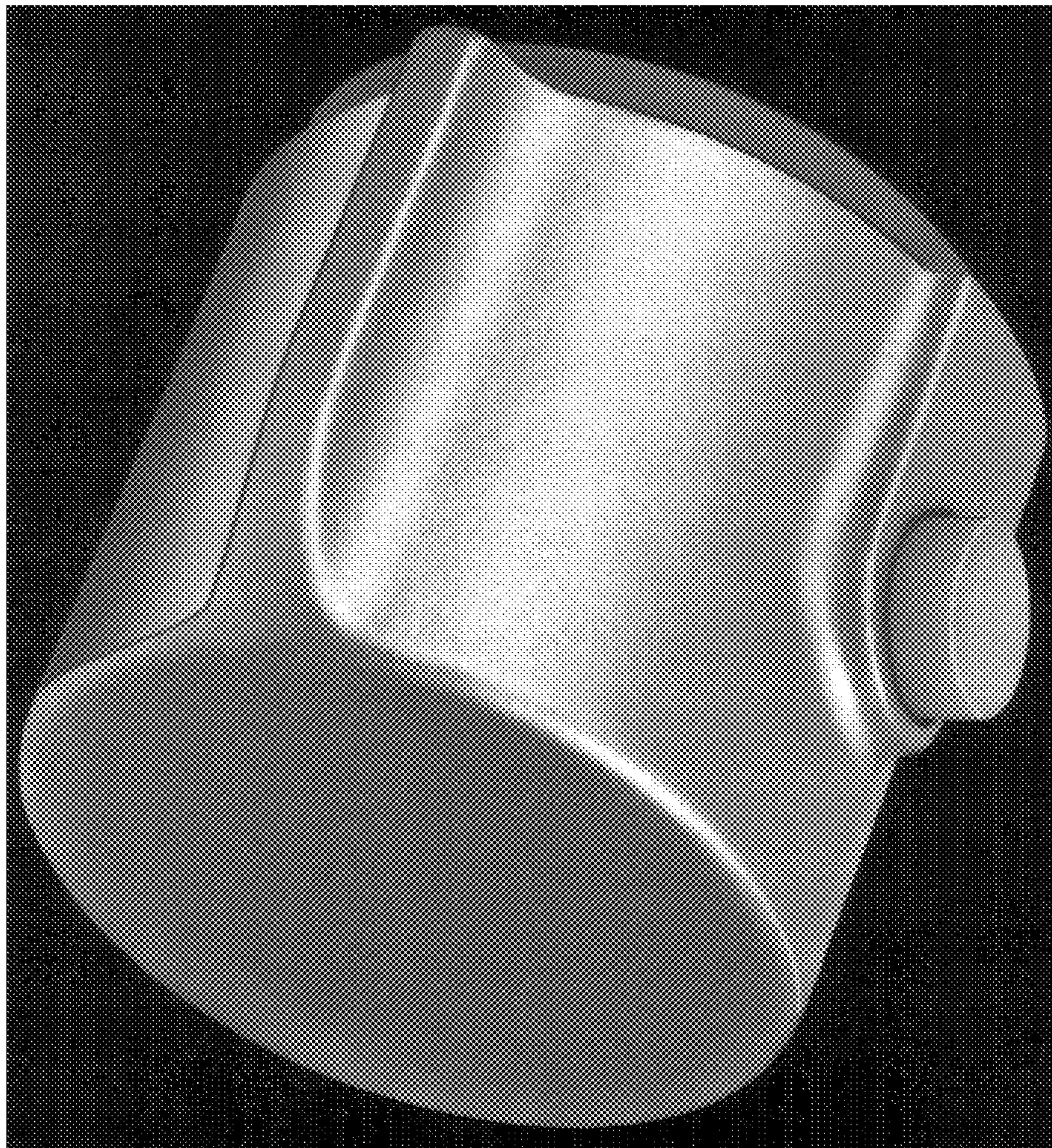
[57] **CLAIM**


I claim the ornamental design for a faucet handle, design as shown.


DESCRIPTION

FIG. 1 is a left side elevation of a first embodiment of a faucet handle showing my new design.
 FIG. 2 is a front view thereof.
 FIG. 3 is a top view thereof.
 FIG. 4 is a bottom view thereof.
 FIG. 5 is a perspective view thereof.
 FIG. 6 is a right side elevation thereof.
 FIG. 7 is a left side elevation of a second embodiment of a faucet handle showing my new design.
 FIG. 8 is a front view thereof.
 FIG. 9 is a top view thereof.
 FIG. 10 is a bottom view thereof.
 FIG. 11 is a perspective view thereof; and,
 FIG. 12 is a right side elevation thereof.

1 Claim, 12 Drawing Sheets











Fig. 3









Fig. 5










Fig. 9

