



US00D415236S

United States Patent [19] Schleh

[11] **Patent Number: Des. 415,236**

[45] **Date of Patent: ** *Oct. 12, 1999**

[54] **GOLF BALL MARK REPAIR TOOL**

[76] Inventor: **Robert C. Schleh**, 1851 Rockwood Dr., Sacramento, Calif. 95864

[*] Notice: This patent is subject to a terminal disclaimer.

[**] Term: **14 Years**

[21] Appl. No.: **29/089,700**

[22] Filed: **Jun. 19, 1998**

[51] **LOC (6) Cl. 21-03**

[52] **U.S. Cl. D21/793**

[58] **Field of Search D21/789, 793; 473/286, 408**

[56] **References Cited**

U.S. PATENT DOCUMENTS

| | | | |
|------------|---------|---------------------|---------|
| D. 246,989 | 1/1978 | Higgins et al. | D21/793 |
| D. 331,090 | 11/1992 | Cellura | D21/793 |
| D. 340,755 | 10/1993 | Shearer | D21/793 |
| D. 356,358 | 3/1995 | Woodruff | D21/793 |
| D. 361,815 | 8/1995 | Fazekas | D21/793 |
| D. 381,055 | 7/1997 | Jones et al. | D21/793 |

| | | | |
|------------|---------|---------------------|---------|
| D. 384,719 | 10/1997 | Fazekas | D21/793 |
| D. 385,323 | 10/1997 | Horton | D21/793 |
| D. 387,409 | 12/1997 | Cole, Jr. | D21/793 |
| D. 390,904 | 2/1998 | Newbold et al. | D21/793 |
| D. 391,318 | 2/1998 | Shah et al. | D21/793 |
| 4,386,774 | 6/1983 | Buckman | 473/286 |

OTHER PUBLICATIONS

Golfsmith Store; p. 25; divot tools, Mar. 1998.

Primary Examiner—Mitchell Siegel


[57] **CLAIM**

I claim the ornamental design for a golf ball mark repair tool, as shown.

DESCRIPTION

FIG. 1 is a front elevation view of a ball mark repair tool showing my new design; FIG. 2 is a rear elevation view thereof; FIG. 3 is a top plan view thereof; FIG. 4 is a bottom plan view thereof; FIG. 5 is a right side elevation view thereof; FIG. 6 is a left side elevation view thereof; and, FIG. 7 is an perspective view thereof.

1 Claim, 1 Drawing Sheet






FIG 5



FIG 3

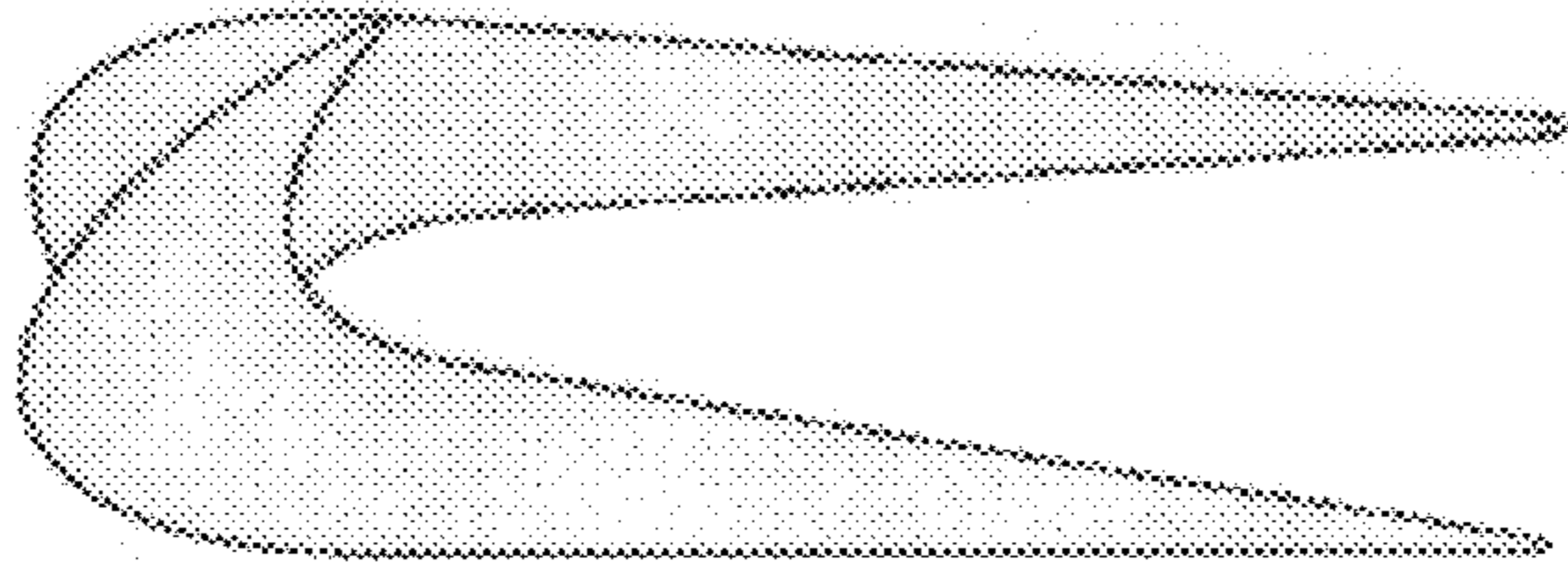


FIG 1



FIG 4




FIG 6

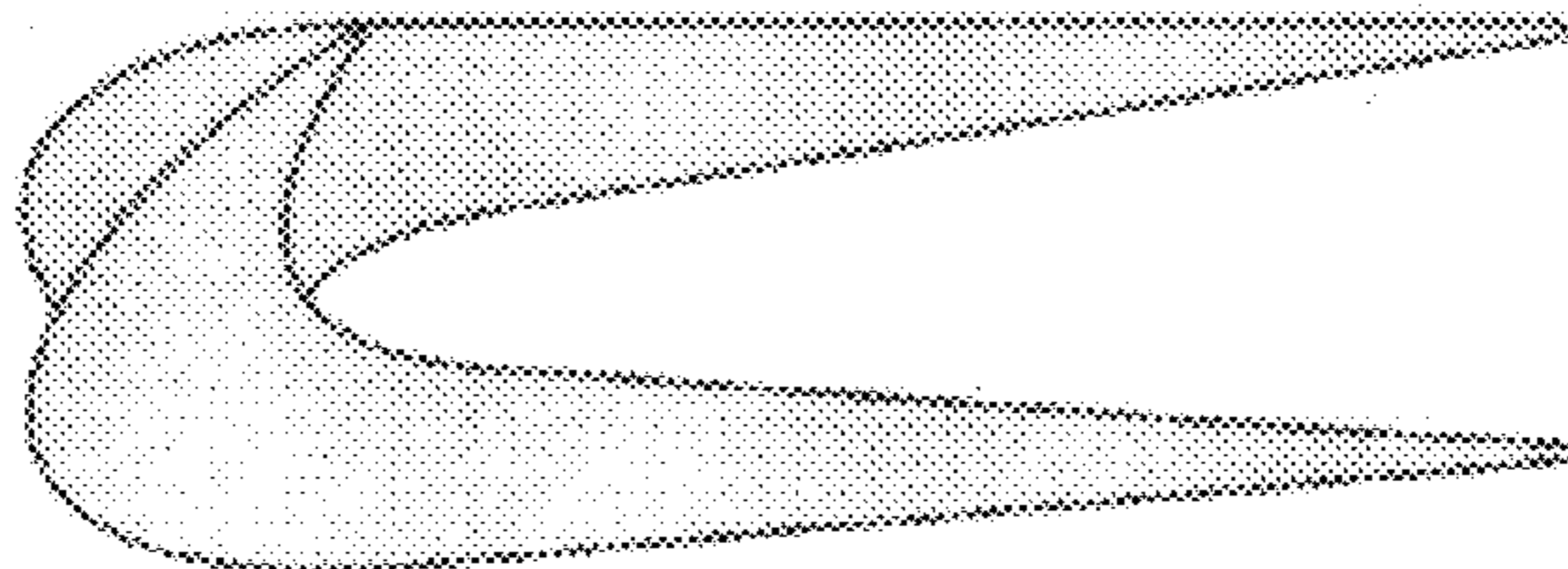


FIG 2

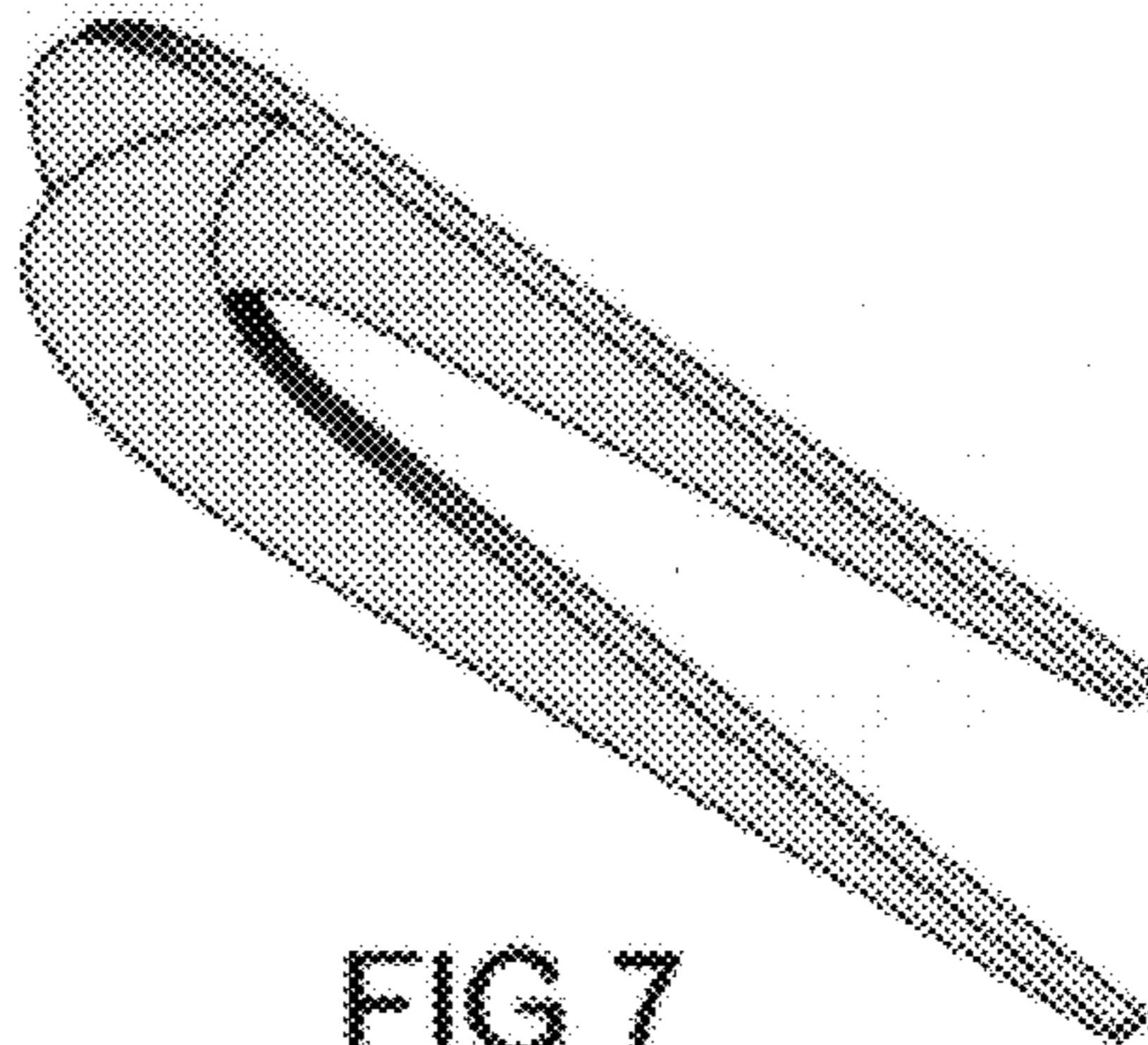


FIG 7