



US00D415231S

United States Patent [19]

Bourque

[11] Patent Number: **Des. 415,231**

[45] Date of Patent: **** Oct. 12, 1999**

[54] **POOL CUE COUPLING WITH TUNABLE COUPLING INSERT**

5,112,046	5/1992	Thorpe	473/44
5,362,046	11/1994	Sims	473/44
5,527,224	6/1996	Costain et al.	473/44
5,643,095	7/1997	Probst	473/44

[76] Inventor: **Daniel R. Bourque**, 5 Brompton St., Sanford, Me. 04074

[**] Term: **14 Years**

Primary Examiner—Mitchell I Siegel

[21] Appl. No.: **29/061,756**

[57] CLAIM

[22] Filed: **Oct. 30, 1996**

The ornamental design for a pool cue coupling with tunable coupling insert, as shown and described.

[51] **LOC (6) Cl.** **21-02**

DESCRIPTION

[52] **U.S. Cl.** **D21/753**

FIG. 1 is a top plan view of a tunable coupling joint for a pool cue showing my new design. The undisclosed opposite side being identical;

[58] **Field of Search** D21/221, 210; 473/332, 44, 46, 47, 1

FIG. 2 is an end view of FIG. 1, the undisclosed opposite end being identical;

[56] References Cited

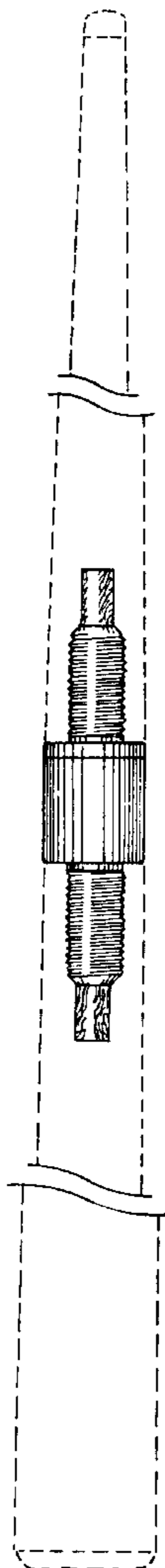
U.S. PATENT DOCUMENTS

D. 52,945	2/1919	Carlson et al.	D21/210
D. 275,982	10/1984	Heijligers	D21/210 X
D. 359,541	6/1995	Lamanna	D21/221
3,269,730	8/1966	Miller et al.	473/44
3,495,826	2/1970	Mizgala	473/44
5,062,636	11/1991	Rahn	473/44

FIG. 3 is an exploded perspective view of FIG. 1; and,

FIG. 4 is a reduced top plan view of FIG. 1, the broken line showing of a fragmented broken away pool cue is for illustrative purposes only and forms no part of the claimed design.

1 Claim, 2 Drawing Sheets






FIG. 1

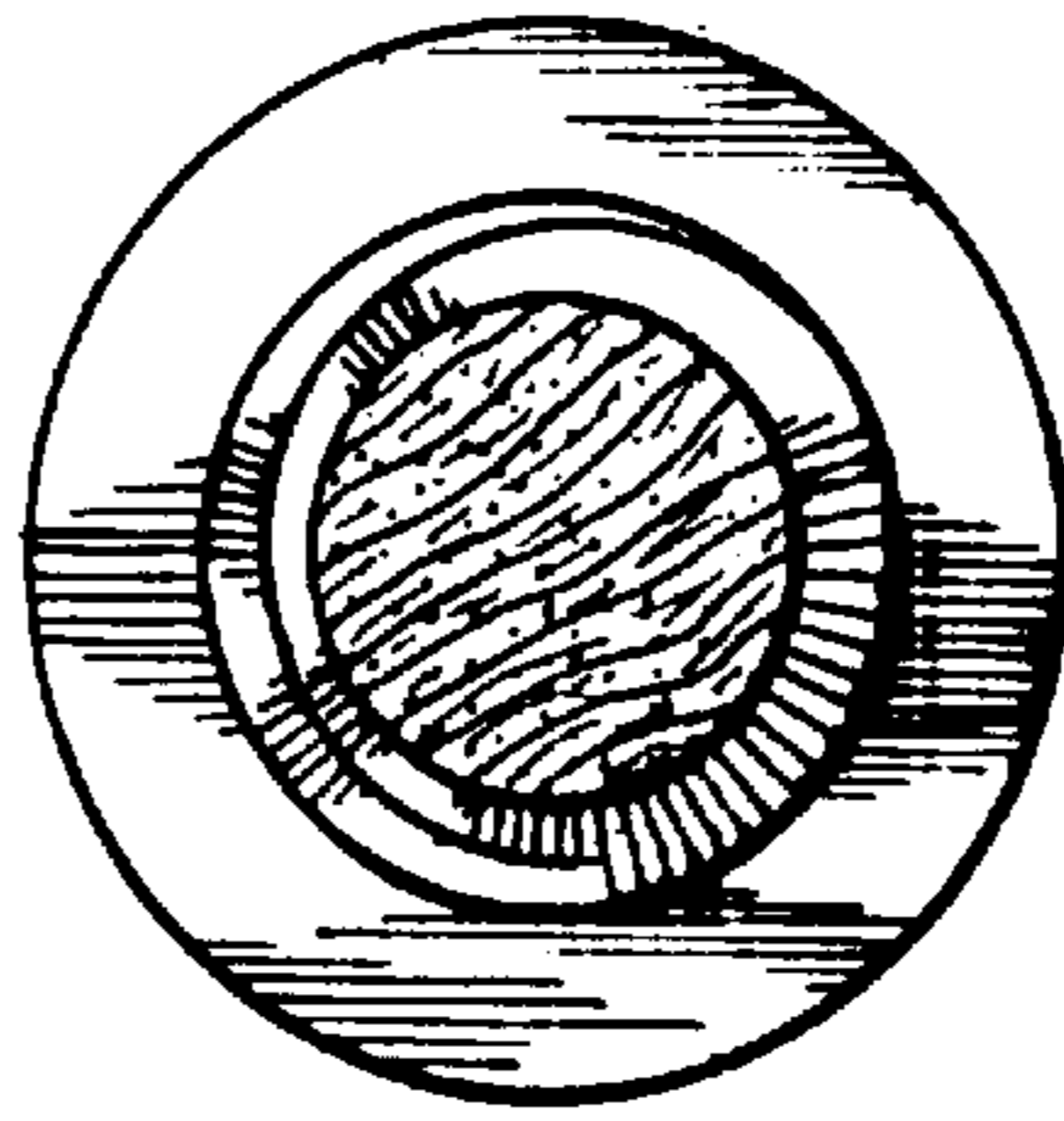


FIG. 2

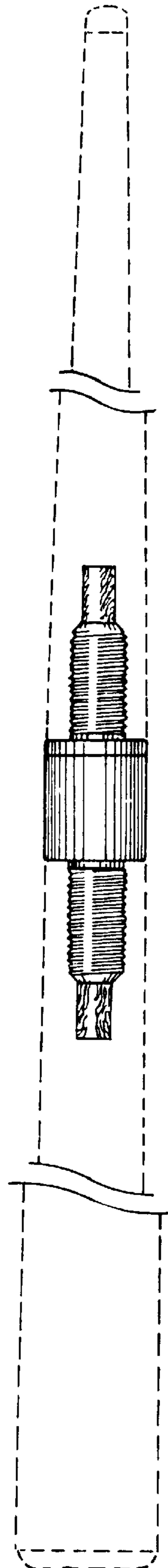


FIG. 4

