



US00D415224S

# United States Patent [19]

Broudy et al.

[11] Patent Number: **Des. 415,224**

[45] Date of Patent: **\*\* Oct. 12, 1999**

[54] **EXERCISE DEVICE**

4,386,915	6/1983	Gilliam .....	482/146
5,256,127	10/1993	Yeh .....	482/146
5,533,948	7/1996	Wilkinson .....	482/51

[76] Inventors: **Jack W. Broudy**, 121 Grandview St., Leucadia, Calif. 92024; **Paul Mayberry**, 2851 Ivy St., San Diego, Calif. 92104

### OTHER PUBLICATIONS

2-Page Promotional Flyer for K.A.T. Computer Data Systems by O.E.M. Medical of Carlsbad, California.

[\*\*] Term: **14 Years**

*Primary Examiner*—Philip S. Hyder  
*Attorney, Agent, or Firm*—Stetina Brunda Garred & Brucker

[21] Appl. No.: **29/093,801**

[22] Filed: **Sep. 18, 1998**

[51] **LOC (6) Cl.** ..... **21-02**

[52] **U.S. Cl.** ..... **D21/688**

[58] **Field of Search** ..... D21/662, 668, D21/688, 686; 482/51, 146, 147, 124

### [57] CLAIM

The ornamental design for an exercise device, as shown and described.

### [56] References Cited

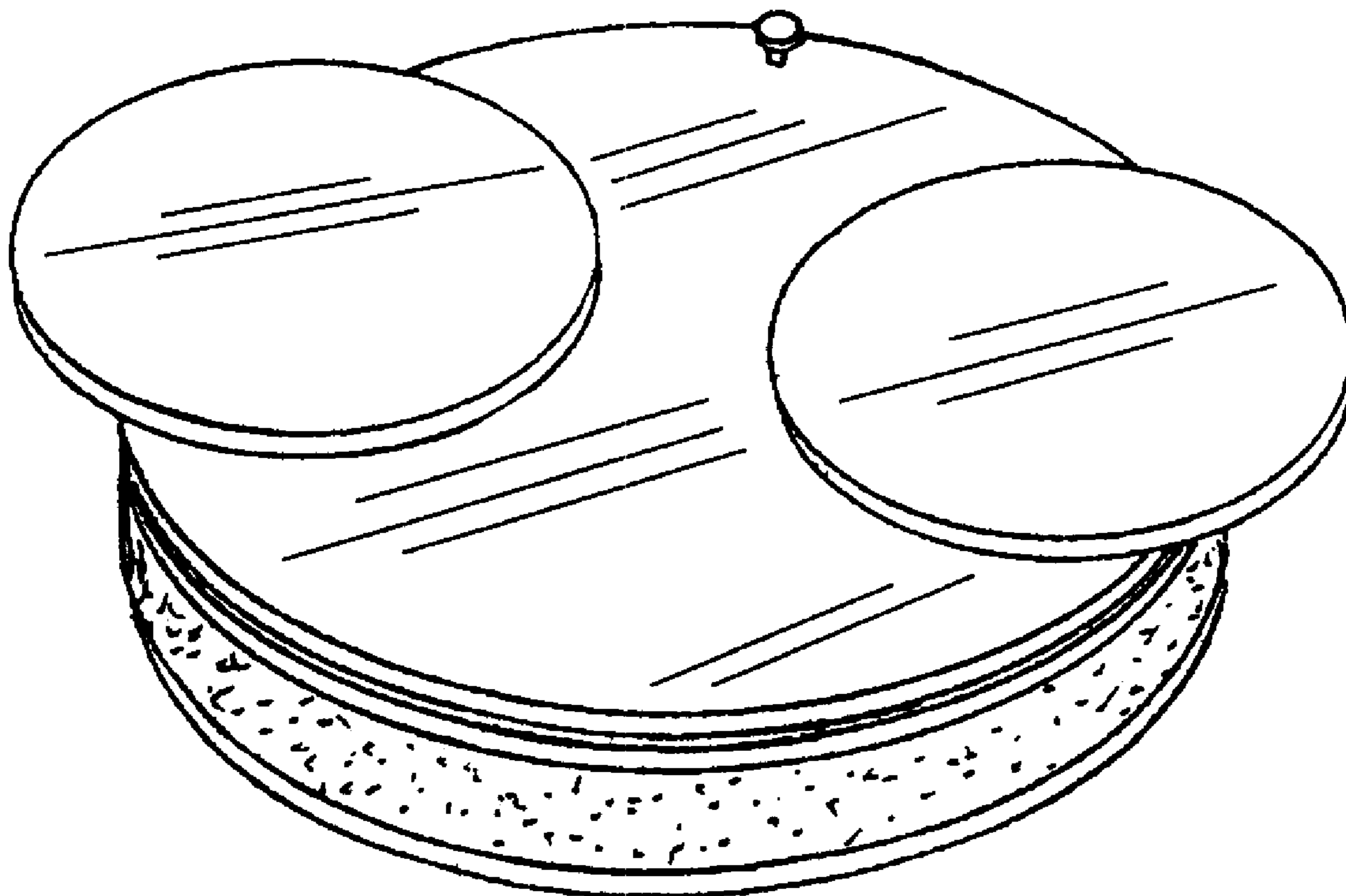
#### U.S. PATENT DOCUMENTS

D. 193,010	6/1962	Krauss .....	482/147
D. 277,220	1/1985	Herburger .....	D21/686
D. 362,479	9/1995	Destasio, Jr. ....	D21/688
3,612,519	10/1971	Larson .....	482/147
3,761,084	9/1973	Dieckmann .....	482/147

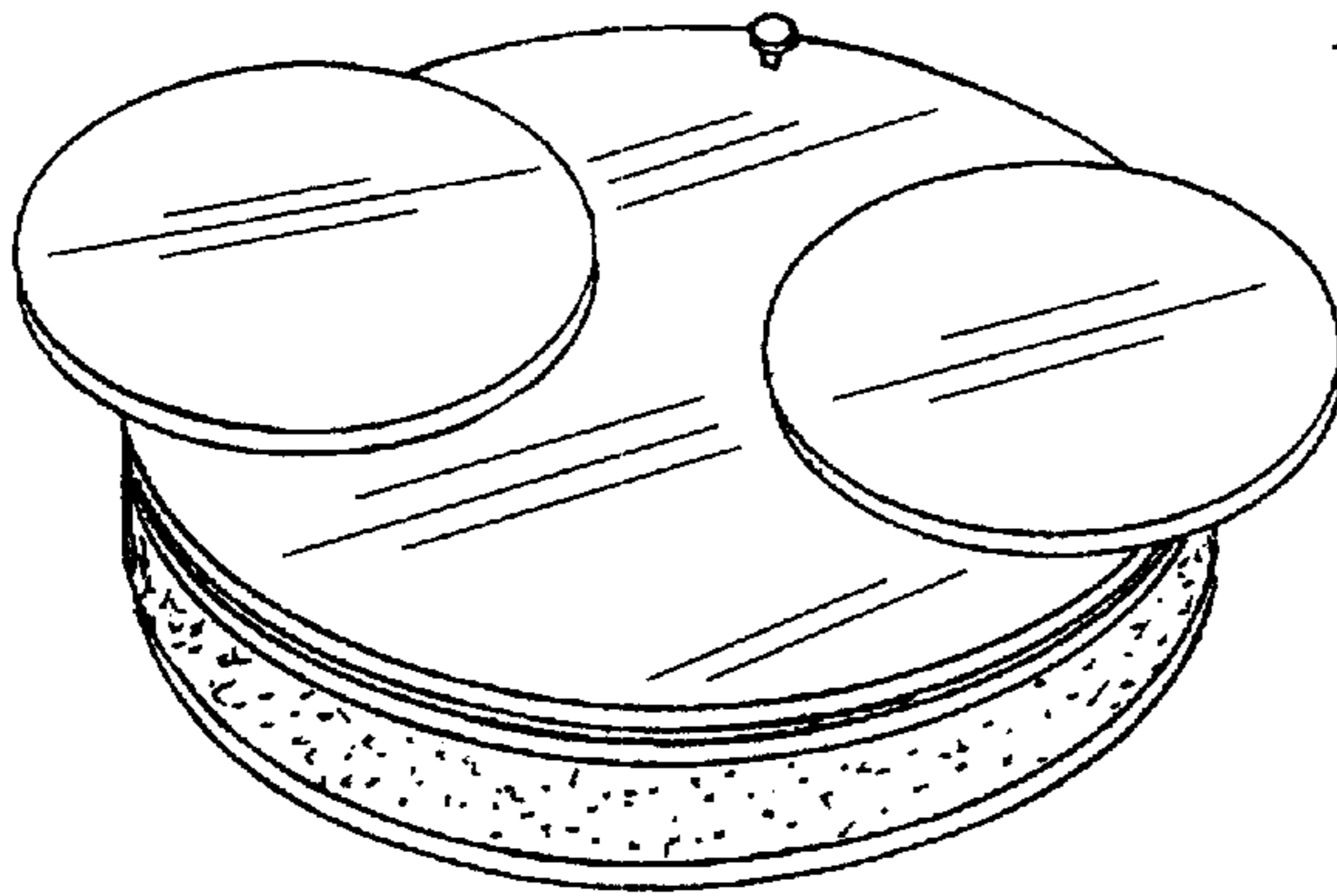
### DESCRIPTION

FIG. 1 is an elevated perspective view of an exercise device showing our new design;  
FIG. 2 is a front elevational view thereof;  
FIG. 3 is a side elevational view thereof, the opposite is a mirror image; and,  
FIG. 4 is a top elevational view thereof.

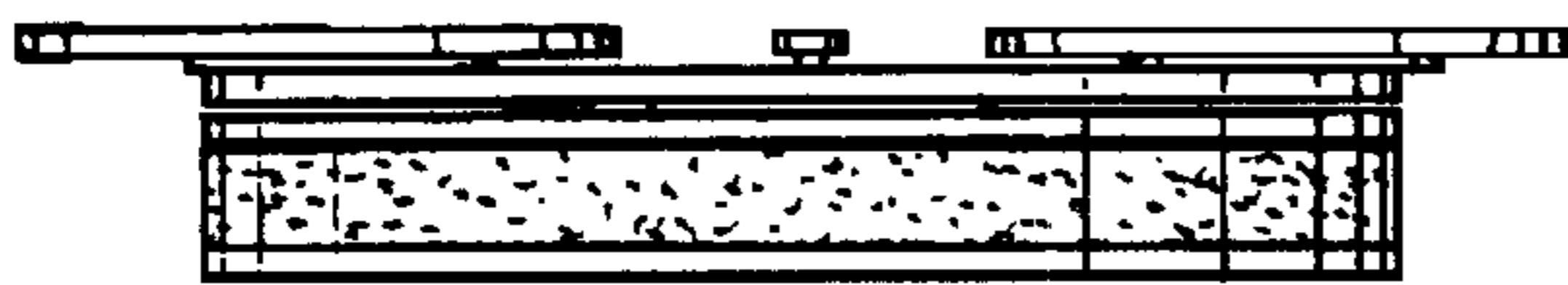
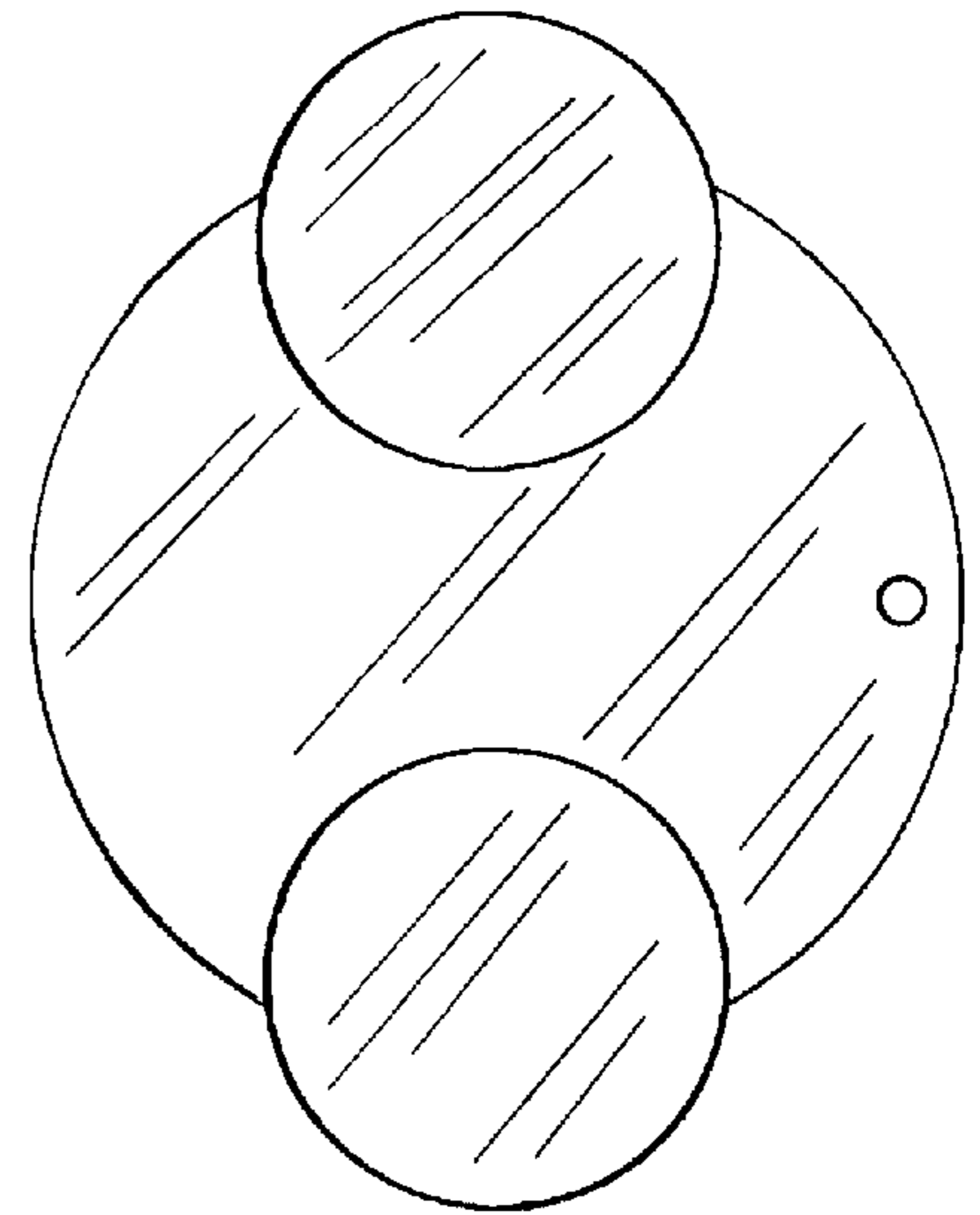
**1 Claim, 1 Drawing Sheet**




**Fig. 1**



**Fig. 4**



**Fig. 2**



**Fig. 3**