



US00D415206S

# United States Patent [19] Gaines

[11] **Patent Number: Des. 415,206**

[45] **Date of Patent: \*\* Oct. 12, 1999**

[54] **IDENTIFICATION BADGE**

[76] Inventor: **Ernest Gaines**, 553 E. Home St.,  
Rialto, Calif. 92376

[\*\*] Term: **14 Years**

[21] Appl. No.: **29/096,856**

[22] Filed: **Nov. 20, 1998**

[51] **LOC (6) Cl.** ..... **20-02**

[52] **U.S. Cl.** ..... **D20/27; D20/22; D20/40**

[58] **Field of Search** ..... **D20/10, 22-28,**  
**D20/40; 40/1.5, 1.6, 5, 661.04**

[56] **References Cited**

**U.S. PATENT DOCUMENTS**

- D. 47,128 3/1915 Barnard .
- D. 48,167 11/1915 Berlet .
- D. 332,803 1/1993 Forslund ..... D20/22
- 2,298,365 10/1942 Gits .
- 2,339,364 1/1944 Thomas .
- 3,083,484 4/1963 Schoenfein .

- 4,236,331 12/1980 Mattson ..... 40/1.5
- 5,052,081 10/1991 Fuehrer ..... 40/1.5 X
- 5,410,827 5/1995 Smith ..... 40/1.5

*Primary Examiner*—Susan J. Lucas  
*Assistant Examiner*—Jennifer Rivard  
*Attorney, Agent, or Firm*—Goldstein & Canino

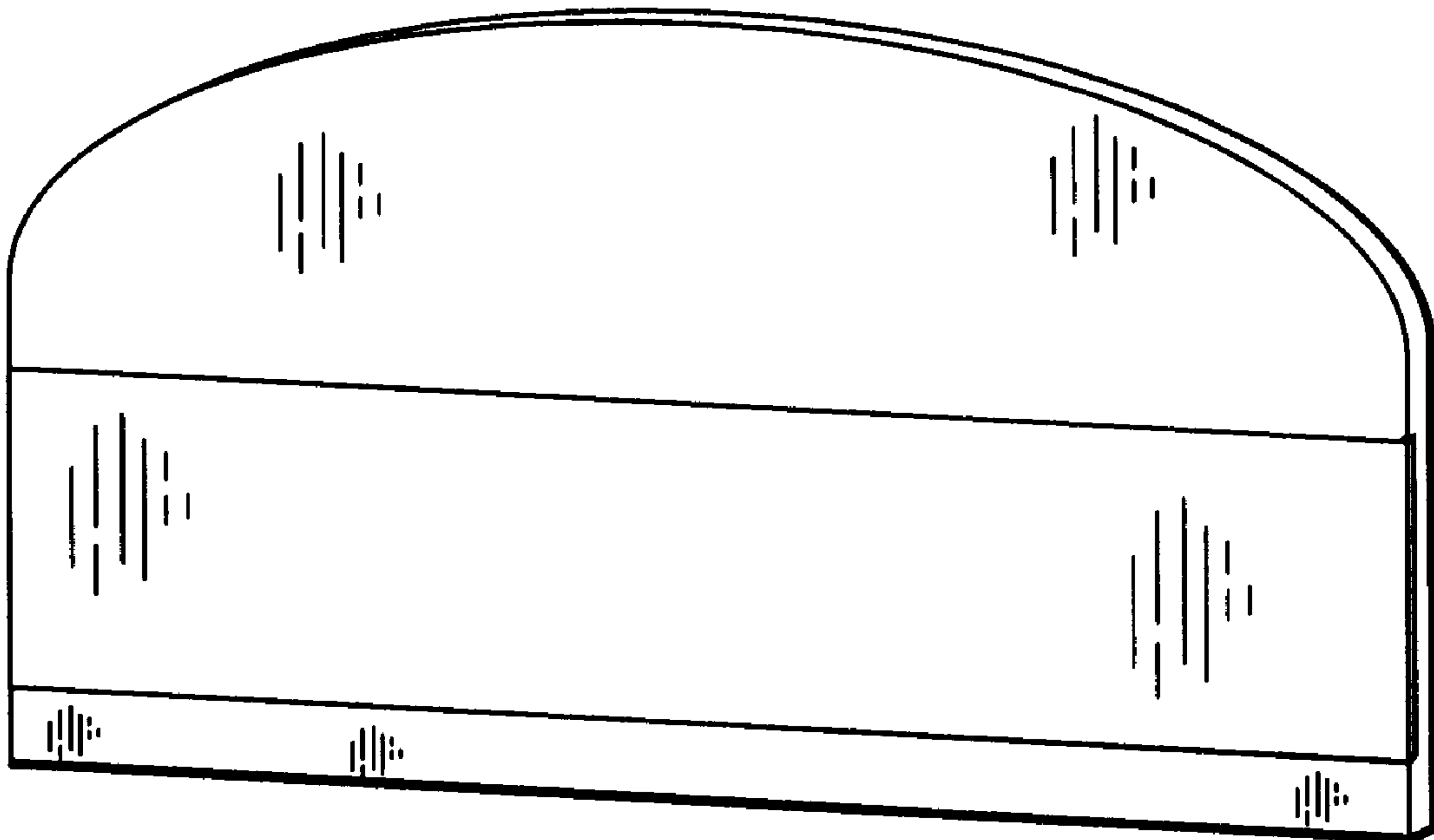
[57] **CLAIM**

The ornamental design for an identification badge, as shown and described.

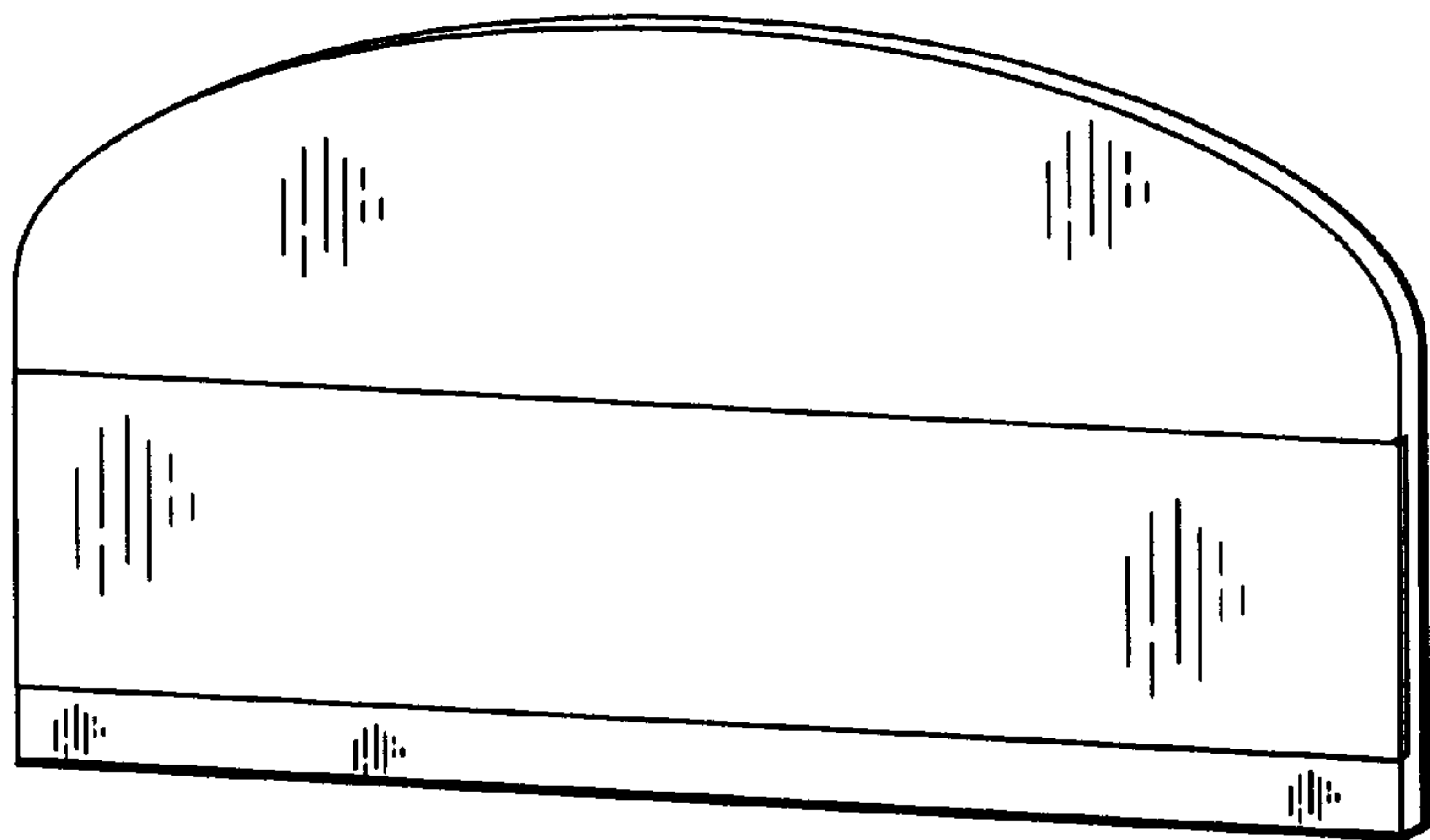
**DESCRIPTION**

FIG. 1 is a perspective view of the identification badge.  
FIG. 2 is a front elevation view thereof.  
FIG. 3 is a rear elevation view thereof.  
FIG. 4 is a top plan view thereof.  
FIG. 5 is a bottom plan view thereof.  
FIG. 6 is a right side elevation view of the identification badge; and,  
FIG. 7 is a left side elevation view thereof.

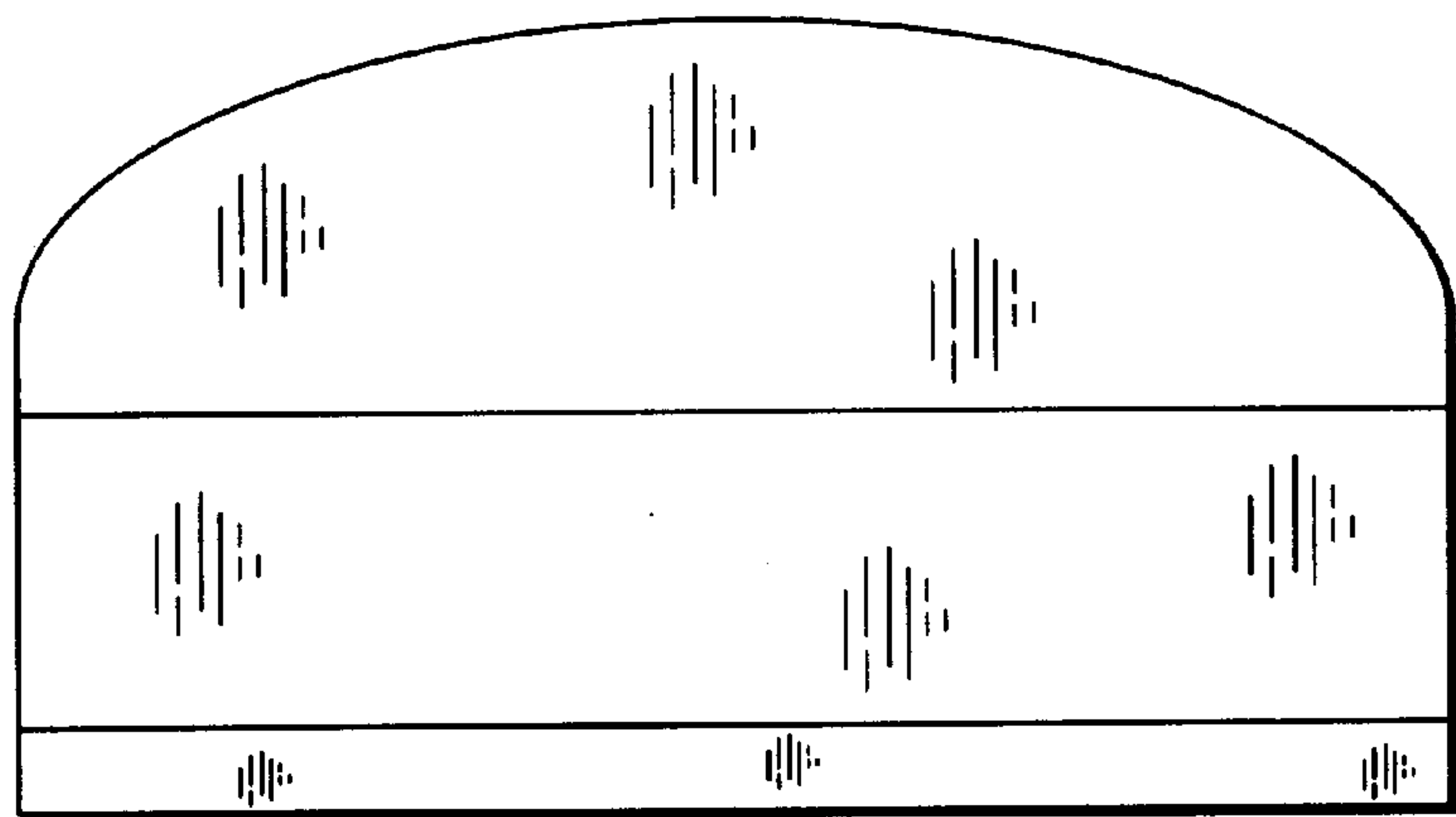
**1 Claim, 2 Drawing Sheets**



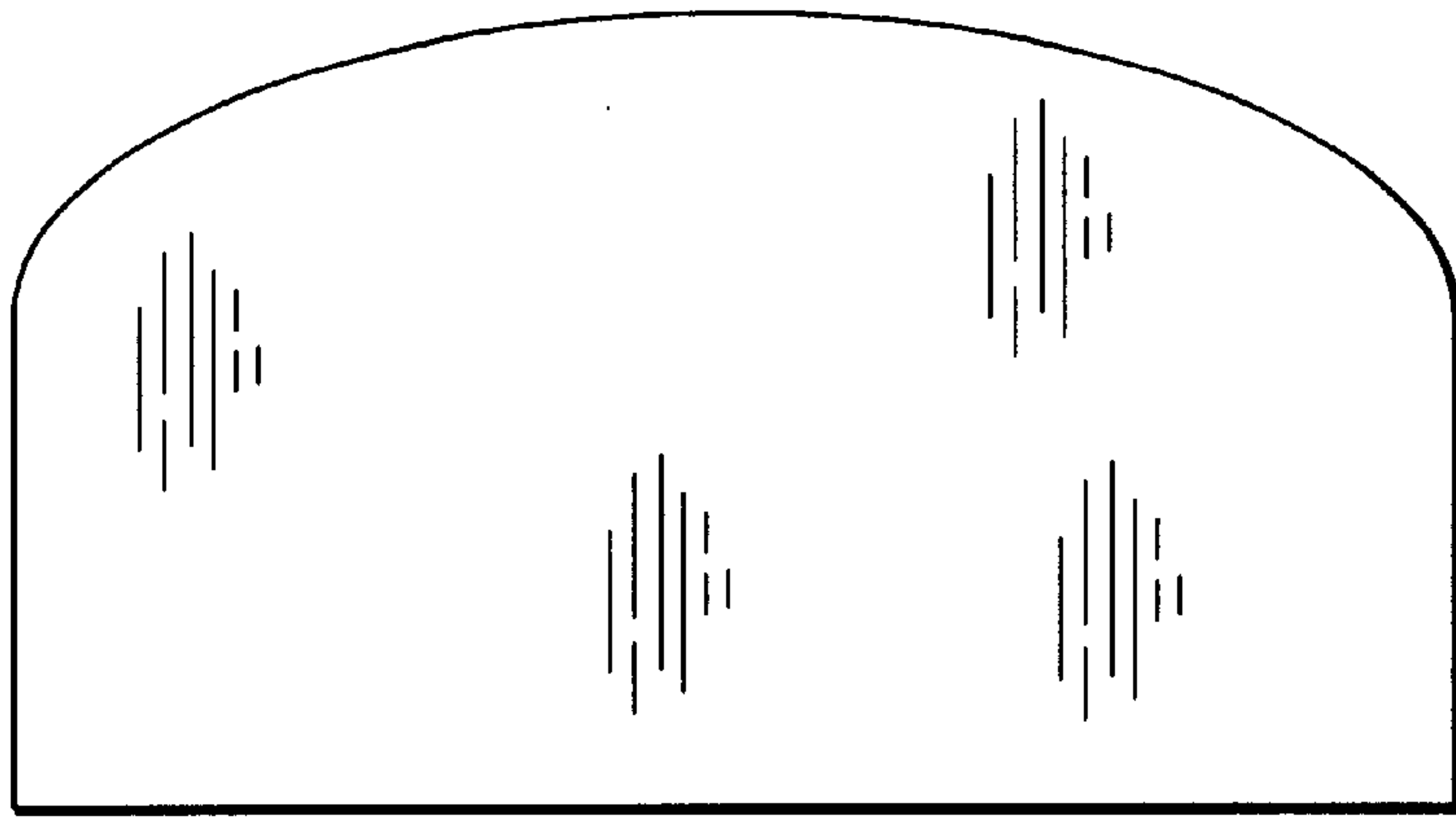
*Fig. 1*



*Fig. 2*



*Fig. 3*



*Fig. 4*



*Fig. 5*



*Fig. 6*



*Fig. 7*

