



US00D415198S

# United States Patent [19] Mouawad

[11] **Patent Number: Des. 415,198**

[45] **Date of Patent: \*\* Oct. 12, 1999**

[54] **PEN**

[76] **Inventor: Alain Mouawad, Quai du Seujet 12,  
1201 Geneva, Switzerland**

[\*\*] **Term: 14 Years**

[21] **Appl. No.: 29/095,200**

[22] **Filed: Oct. 19, 1998**

### [30] Foreign Application Priority Data

Apr. 21, 1998 [XH] Hague Agreement ..... DM/044.438

[51] **LOC (6) Cl. .... 19-06**

[52] **U.S. Cl. .... D19/48; D19/43; D19/51;  
D19/56; D19/57**

[58] **Field of Search ..... D19/35, 36, 41-51,  
D19/53-58, 81-85; 401/99, 100, 102, 103,  
104, 109, 110, 116, 209, 243-247**

### [56] References Cited

#### U.S. PATENT DOCUMENTS

D. 99,262 4/1936 Bienenstein ..... D19/56

D. 330,217 10/1992 Booker ..... D19/48  
D. 360,650 7/1995 Irby ..... D19/51  
D. 367,887 3/1996 Compte ..... D19/51  
D. 383,494 9/1997 Polenberg ..... D19/48  
D. 389,866 1/1998 Boix Gacia ..... D19/43 X  
D. 394,086 5/1998 Compte ..... D19/57 X  
D. 398,643 9/1998 Izushima ..... D19/51

*Primary Examiner*—Martie K. Holtje

### [57] CLAIM

The ornamental design for a pen, as shown.

### DESCRIPTION

FIG. 1 is a front elevational view of a pen showing my new design.

FIG. 2 is a left side elevational view thereof;


FIG. 3 is a right side elevational view thereof

FIG. 4 is a rear elevational view thereof;

FIG. 5 is a top plan view thereof; and,

FIG. 6 is a bottom plan view thereof.

**1 Claim, 1 Drawing Sheet**






FIG. 1

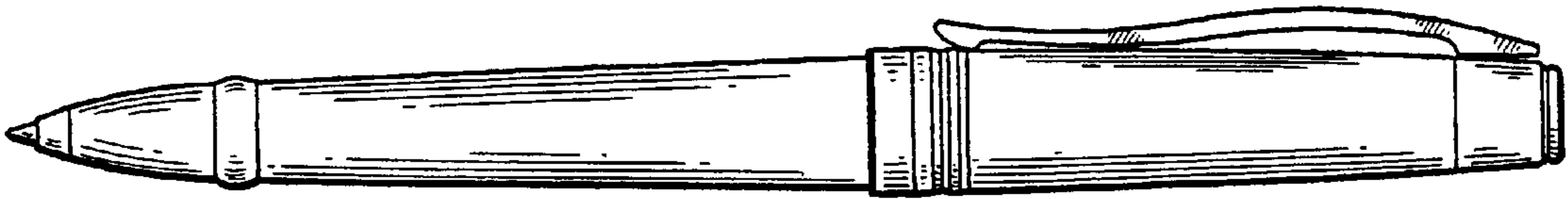


FIG. 2




FIG. 3




FIG. 4



FIG. 5




FIG. 6