



US00D415197S

United States Patent [19]
Izushima

[11] **Patent Number: Des. 415,197**

[45] **Date of Patent: ** Oct. 12, 1999**

[54] **WRITING INSTRUMENT**

D. 395,447 6/1998 Izushima D19/49
D. 395,919 7/1998 Rosenbaum D19/48 X

[75] Inventor: **Hikomichi Izushima**, Kawagoe, Japan

[73] Assignee: **Kotobuki & Co., Ltd.**, Kyoto, Japan

[**] Term: **14 Years**

Primary Examiner—Martie K. Holtje
Attorney, Agent, or Firm—McGinn & Gibb, P.C.

[21] Appl. No.: **29/093,223**

[22] Filed: **Sep. 4, 1998**

[57] **CLAIM**

The ornamental design for a writing instrument, as shown and described.

[30] **Foreign Application Priority Data**

Mar. 26, 1998 [JP] Japan 10-8428

DESCRIPTION

[51] **LOC (6) Cl.** **19-06**

[52] **U.S. Cl.** **D19/48; D19/51; D19/56**

[58] **Field of Search** D19/35, 36, 41-47,
D19/48, 49-51, 81-85, 53-58; 401/99,
100, 104, 109, 110, 209, 6, 7, 88

FIG. 1 is a front elevational view of the writing instrument according to the present invention;

FIG. 2 is a rear elevational view of the writing instrument of FIG. 1;

FIG. 3 is a right side elevational view of the writing instrument of FIG. 1, the left side being a mirror image of the right side;

FIG. 4 is a right side perspective view of the writing instrument of FIG. 1, with a writing tip being projected outward;

FIG. 5 is a top plan view of the writing instrument of FIG. 1; and,

FIG. 6 is a bottom plan view of the writing instrument of FIG. 1.

[56] **References Cited**

U.S. PATENT DOCUMENTS

D. 258,219 2/1981 Oka D19/49
D. 338,915 8/1993 Willat D19/46 X
D. 356,598 3/1995 Thompson et al. D19/49
D. 364,424 11/1995 Shimizu D19/51
D. 394,875 6/1998 Izushima D19/41 X

1 Claim, 1 Drawing Sheet

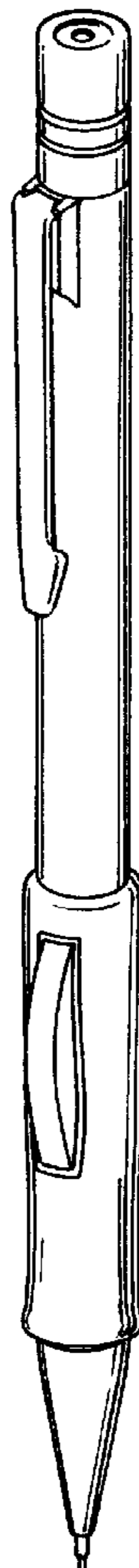


FIG.5



FIG.4

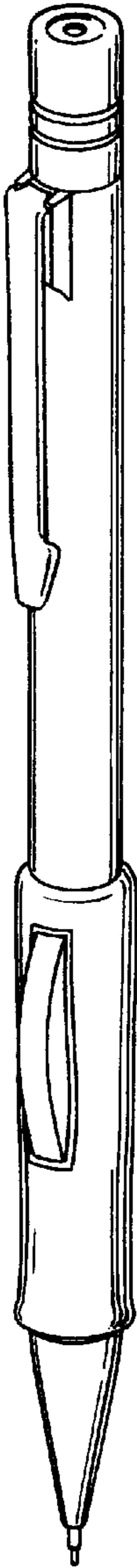


FIG.1




FIG.3

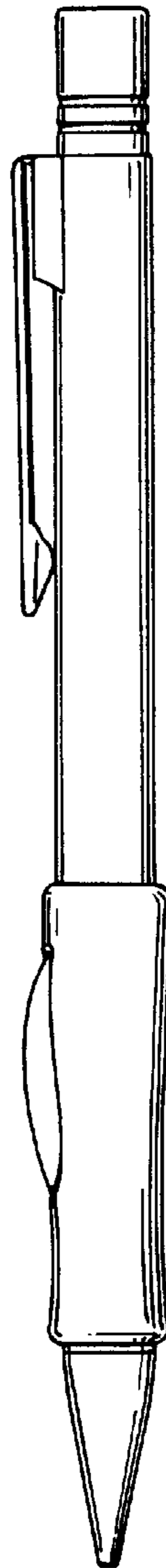


FIG.2

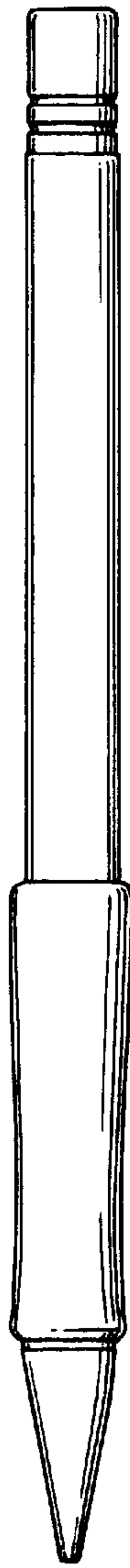


FIG.6

