



US00D415196S

United States Patent [19] Moor

[11] **Patent Number: Des. 415,196**

[45] **Date of Patent: ** Oct. 12, 1999**

[54] **BINDER OR FOLIO WITH A GUSSETED POCKET**

[75] Inventor: **Marc Moor**, Oakwood, Ohio

[73] Assignee: **The Mead Corporation**, Dayton, Ohio

[**] Term: **14 Years**

[21] Appl. No.: **29/096,018**

[22] Filed: **Nov. 3, 1998**

[51] **LOC (6) Cl.** **19-04**

[52] **U.S. Cl.** **D19/32; D19/77; D19/26; D3/301**

[58] **Field of Search** 150/105; D19/26, D19/27, 32, 33, 75, 77, 85, 86, 90, 91, 99, 100; D3/301, 303, 900; 281/15.1, 21.1, 27, 27.1, 29, 30, 31, 35, 44, 45, 51; 402/73, 80 R; 283/116

[56] **References Cited**

U.S. PATENT DOCUMENTS

- D. 175,389 8/1955 Brunner D3/301
- D. 181,110 10/1957 Rubinstein D19/33

- D. 351,619 10/1994 Struhl D19/26
- D. 378,685 4/1997 French et al. D19/33
- 2,059,022 10/1936 Park 150/105
- 2,677,376 5/1954 Brunner 281/27.1 X
- 3,201,146 8/1965 Tilton, Jr. 281/31
- 3,372,858 3/1968 Brady 281/31 X
- 4,485,962 12/1984 Farley 283/116 X

Primary Examiner—Martie K. Holtje
Attorney, Agent, or Firm—Thompson Hine & Flory LLP

[57] **CLAIM**

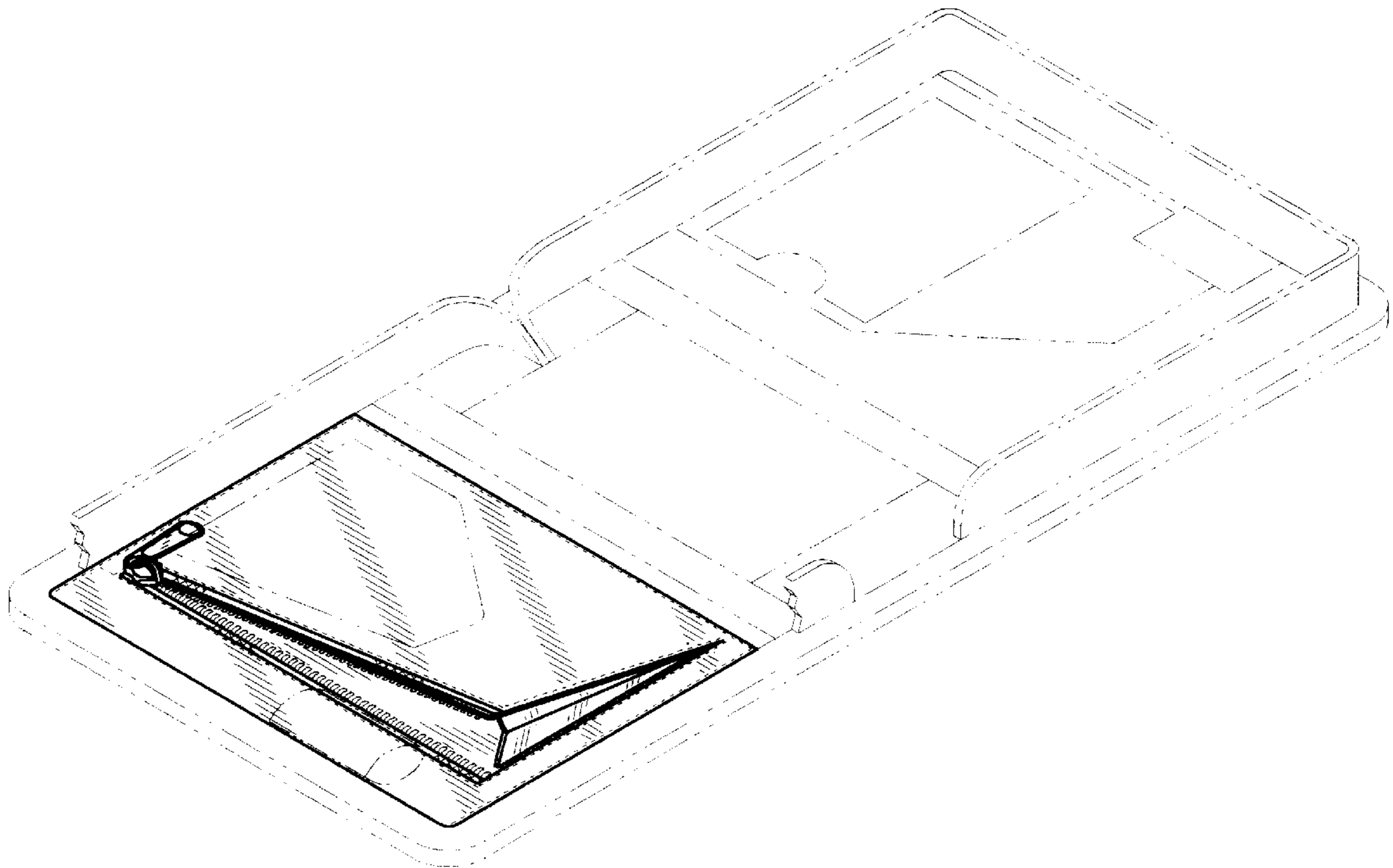
The ornamental design for a binder or folio with a gusseted pocket, as shown and described.

DESCRIPTION

FIG. 1 is a front elevational view of a folio or binder, in an open position, embodying our design; FIG. 2 is a top elevational view thereof; FIG. 3 is a right elevational view thereof; and, FIG. 4 represents a top perspective view taken along lines 4—4 on FIG. 1.

The binder structure depicted by means of broken lines in FIGS. 1 through 4 has been shown for illustrative purposes only and forms no part of the claimed design.

1 Claim, 2 Drawing Sheets



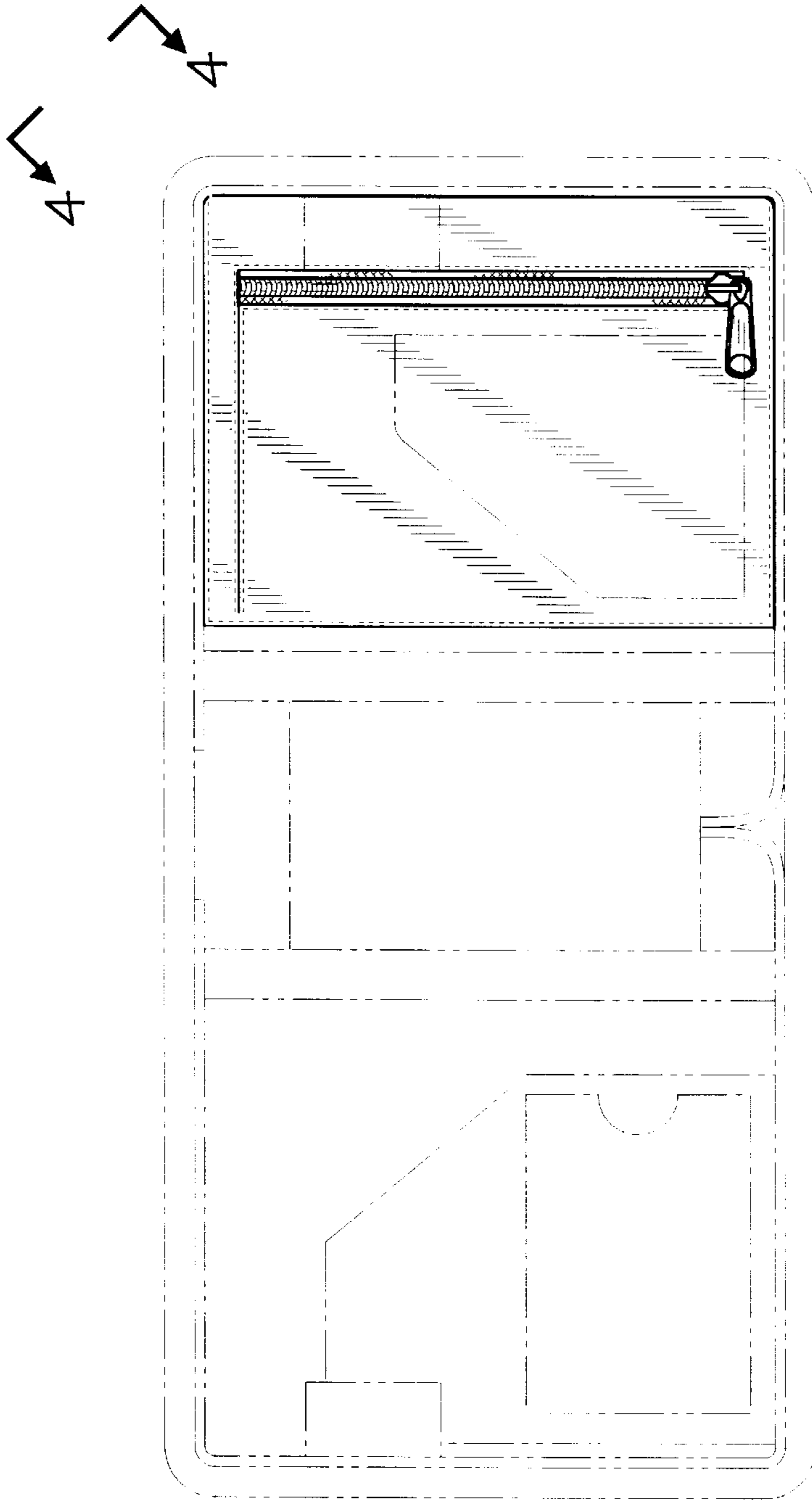


FIG. 3

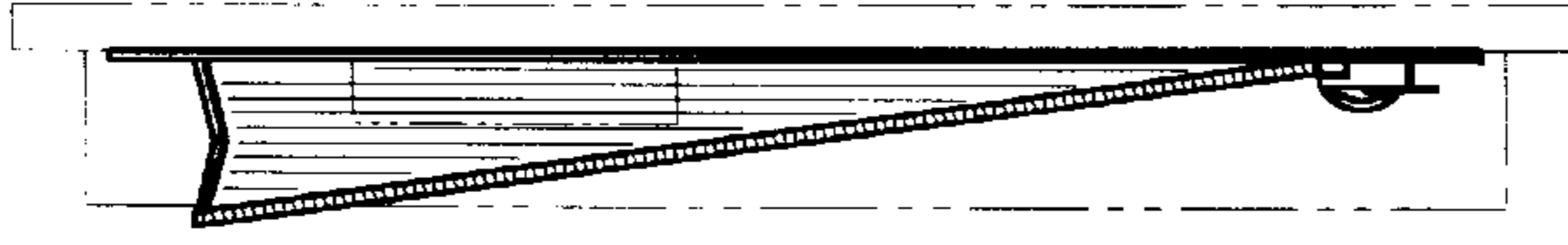


FIG. 1




FIG. 2

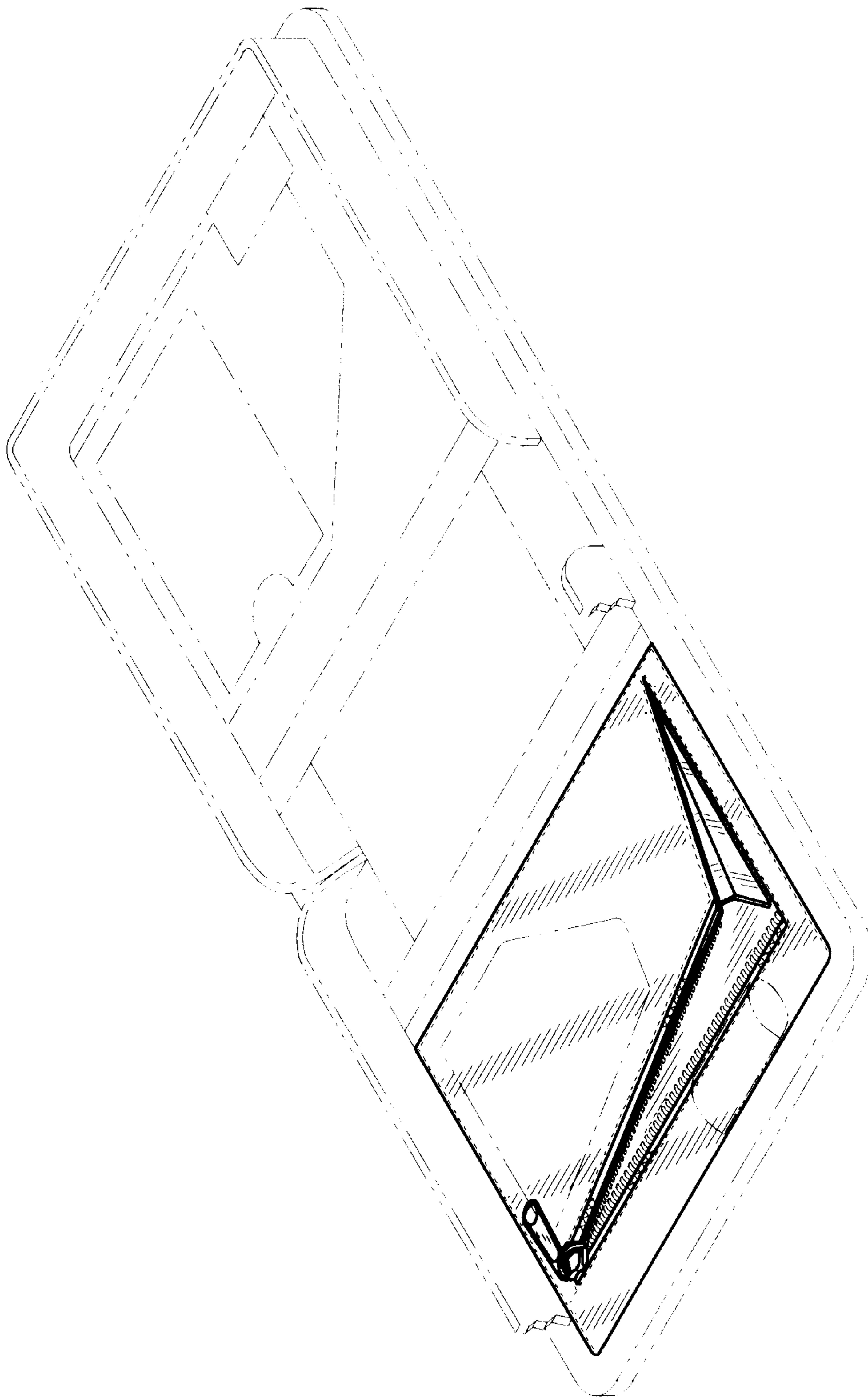


FIG. 4