



US00D415190S

United States Patent [19]
Hoshino

[11] **Patent Number: Des. 415,190**

[45] **Date of Patent: ** Oct. 12, 1999**

[54] **KNOB FOR GUITAR HEAD**

[75] Inventor: **Yoshihiro Hoshino**, Nagoya, Japan

[73] Assignee: **Hoshino Gakki Co., Ltd.**, Japan

[**] Term: **14 Years**

[21] Appl. No.: **29/095,972**

[22] Filed: **Nov. 2, 1998**

[51] **LOC (6) Cl.** **17-03**

[52] **U.S. Cl.** **D17/20; 84/306**

[58] **Field of Search** **D17/14, 15, 18-20;**
84/304-306, 267, 293

[56] **References Cited**

U.S. PATENT DOCUMENTS

| | | | |
|------------|---------|----------------------|--------|
| D. 249,583 | 9/1978 | Worthing et al. | D17/20 |
| D. 311,414 | 10/1990 | Smith et al. | D17/20 |
| D. 389,857 | 1/1998 | Goto | D17/20 |
| 4,827,825 | 5/1989 | Goto et al. | 84/306 |

Primary Examiner—Adir Aronovich
Attorney, Agent, or Firm—Ostrolenk, Faber, Gerb & Soffen, LLP

[57] **CLAIM**

The ornamental design for a knob for guitar head, as shown and described.

DESCRIPTION

FIG. 1 is a top view of knob for a guitar peg head showing my new design:

FIG. 2 is a front view thereof;

FIG. 3 is a rear view thereof;

FIG. 4 is a left side view thereof;


FIG. 5 is a right side view thereof;

FIG. 6 is a cross sectional view thereof on the line 6—6 in FIG. 1; and,

FIG. 7 is a top front perspective view thereof.

The bottom view is omitted as the bottom is plain and unornamented.

1 Claim, 1 Drawing Sheet



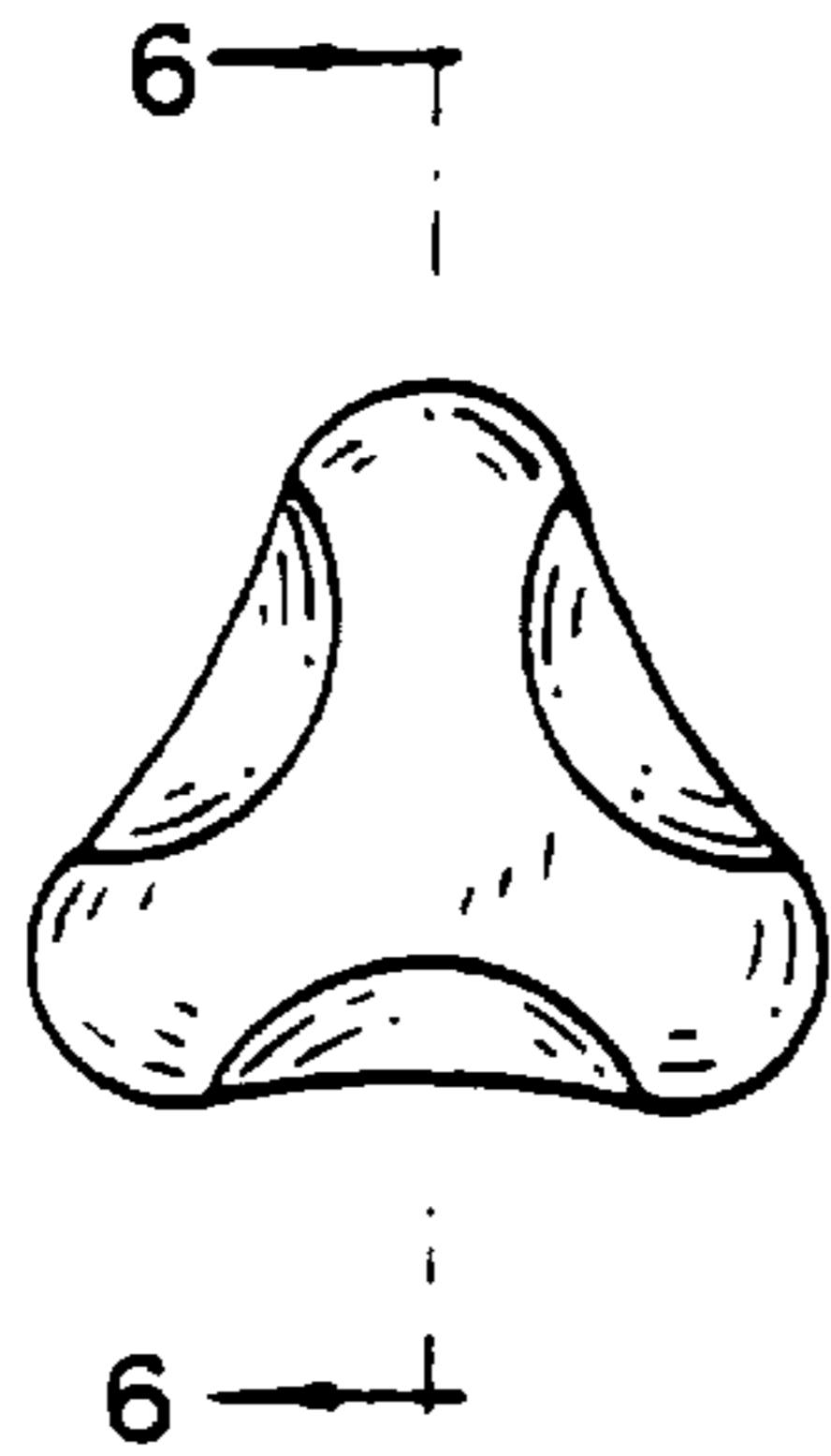


FIG. 1




FIG. 6




FIG. 2




FIG. 3




FIG. 4




FIG. 5




FIG. 7