



US00D415180S

United States Patent [19]
Rosanwo

[11] **Patent Number: Des. 415,180**

[45] **Date of Patent: ** Oct. 12, 1999**

[54] **BIT HOLDER**

4,433,739 2/1984 Sarin 299/106
5,799,741 9/1998 Kosobrodov et al. 299/106

[75] Inventor: **Sylvester Rosanwo**, Wuppertal,
Germany

Primary Examiner—Antoine Duval Davis
Attorney, Agent, or Firm—Martin A. Farber

[73] Assignee: **Wera Werk Hermann Werner GmbH
& Co.**, Wuppertal, Germany

[57] **CLAIM**

[**] Term: **14 Years**

The ornamental design for a bit holder, as shown and described.

[21] Appl. No.: **29/092,570**

DESCRIPTION

[22] Filed: **Aug. 20, 1998**

FIG. 1 is a perspective view of a bit holder of my invention; FIG. 2 is a front elevational view of FIG. 1 of the bit holder in accordance with my invention; FIG. 3 is a right-side elevational view of FIG. 1 of a bit holder of my invention; FIG. 4 is a rear elevational view of FIG. 1 of a bit holder of my invention; FIG. 5 is a left-side elevational view of FIG. 1 of a bit holder of my invention; FIG. 6 is a bottom view of FIG. 1 of a bit holder of my invention; and, FIG. 7 is a top view of FIG. 1 of a bit holder of my invention.

[30] **Foreign Application Priority Data**

Feb. 20, 1998 [DE] Germany M 98 01 771

[51] **LOC (6) Cl.** **15-09**

[52] **U.S. Cl.** **D15/140; D8/70**

[58] **Field of Search** D8/78; D15/140;
279/62, 902; 299/106, 87.1, 107, 109; 408/143,
144, 223

[56] **References Cited**

U.S. PATENT DOCUMENTS

D. 256,021 7/1980 Jansson D15/140

1 Claim, 1 Drawing Sheet

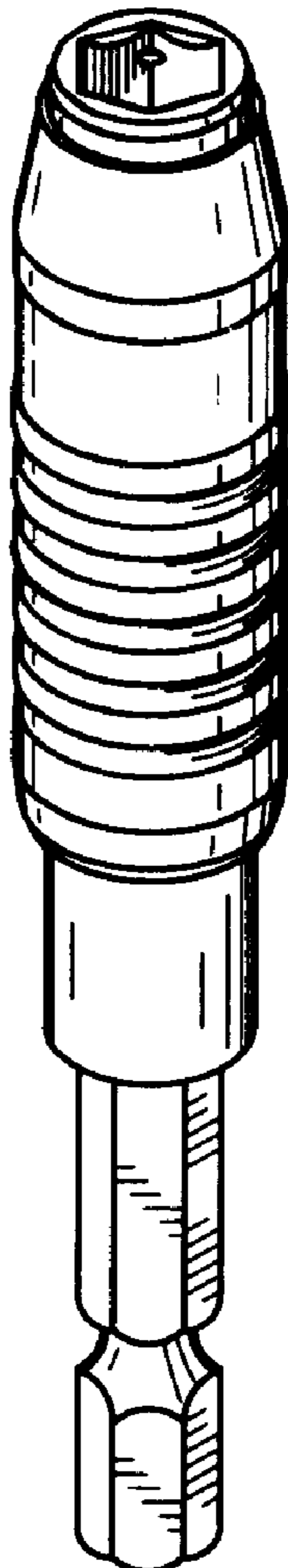


Fig. 1

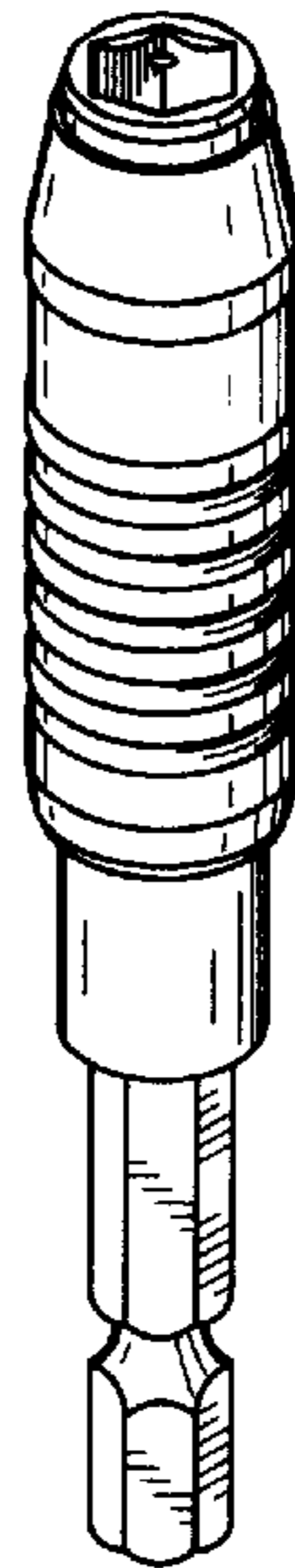


Fig. 6

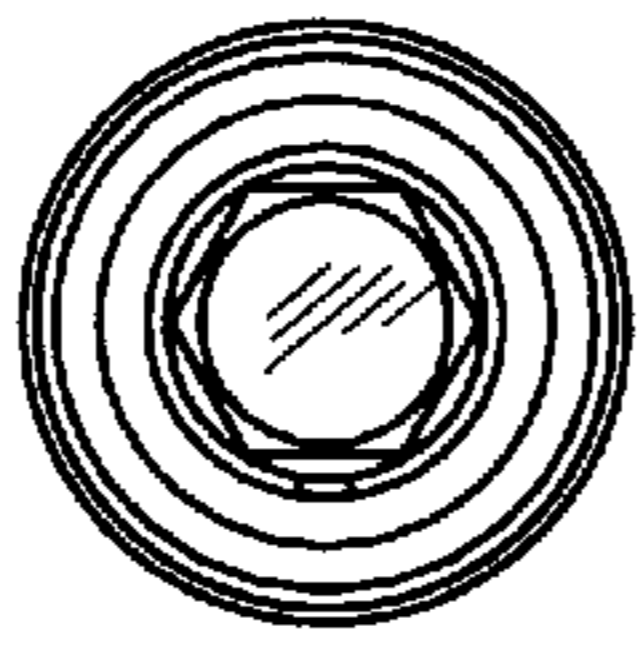


Fig. 5

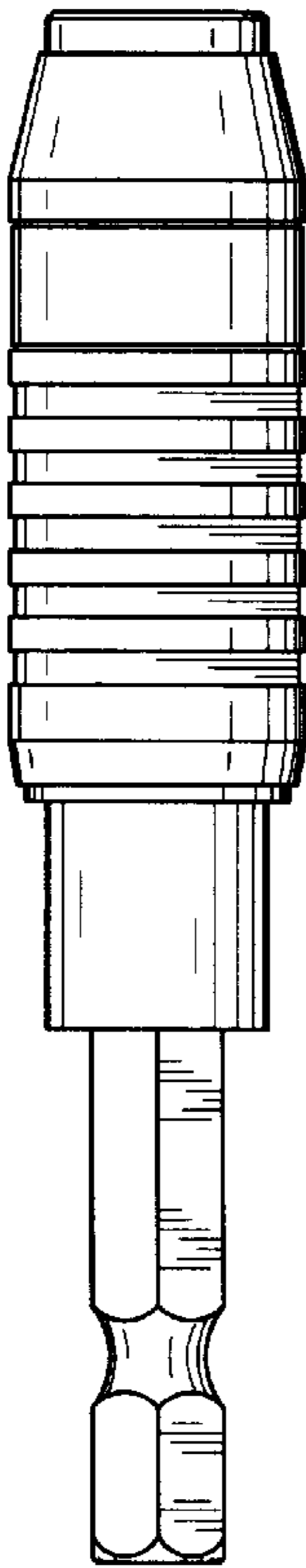


Fig. 2

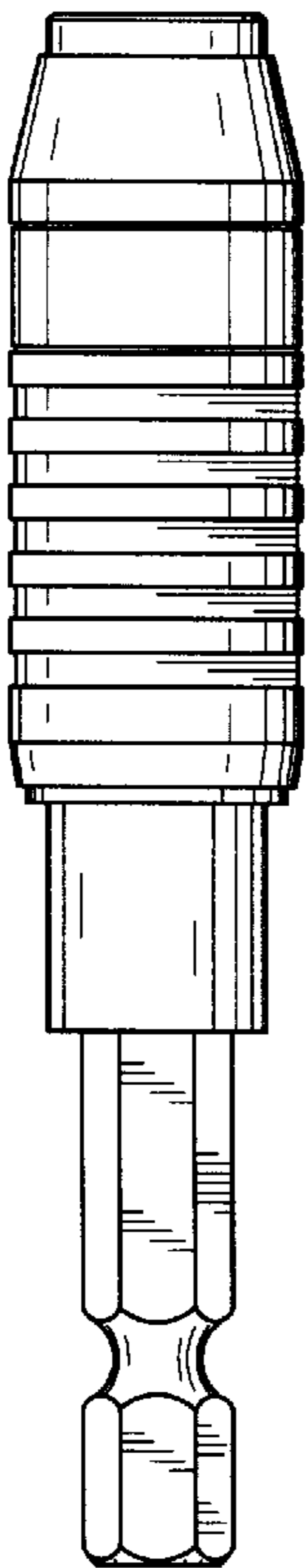


Fig. 3

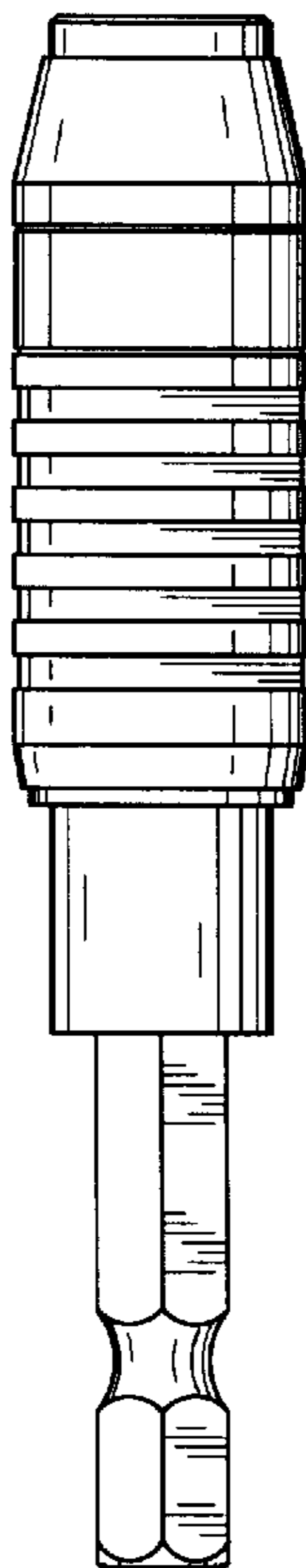


Fig. 4




Fig. 7

