



US00D415153S

United States Patent [19] Fitzgerald

[11] Patent Number: Des. 415,153

[45] Date of Patent: ** Oct. 12, 1999

[54] BASE FOR A TELEPHONE HEADSET

[76] Inventor: Robert M. Fitzgerald, 2290 S. Parker Rd., Suite 150, Denver, Colo. 80231

[**] Term: 14 Years

[21] Appl. No.: 29/091,182

[22] Filed: Jul. 6, 1998

D. 372,480	8/1996	Bungardt .	
D. 372,912	8/1996	Yamada	D14/151
D. 375,496	11/1996	Jensen et al. .	
D. 391,955	3/1998	Nagele et al.	D14/150
D. 394,258	5/1998	Fitzgerald .	
4,875,234	10/1989	Tragatsching .	
5,099,514	3/1992	Acree .	
5,113,428	5/1992	Fitzgerald	455/568
5,177,784	1/1993	Hu et al.	379/430
5,841,858	11/1998	Frierson	379/430

Related U.S. Application Data

[63] Continuation-in-part of application No. 29/089,572, Jun. 18, 1998.

[51] LOC (6) Cl. 14-03

[52] U.S. Cl. D14/150

[58] Field of Search D14/137, 251, D14/138, 253, 148, 147, 149-151, 140-142, 240, 241, 130, 101; 379/433-436, 419, 420, 428, 440, 430, 446, 447, 454, 455; D13/107, 108; 320/110, 113, 114, 115; 455/550-575, 90

Primary Examiner—Jeffrey Asch
Attorney, Agent, or Firm—Davis, Graham & Stubbs LLP

[57] CLAIM

The ornamental design for a base for a telephone headset, as shown and described.

DESCRIPTION


FIG. 1 is a left side front perspective view of a base for a telephone headset showing my new design;
FIG. 2 is a top plan view;
FIG. 3 is a front elevation view;
FIG. 4 is a right side elevation view;
FIG. 5 is a left side elevation view;
FIG. 6 is a rear elevation view; and,
FIG. 7 is a left side front perspective view thereof showing, in phantom, a telephone headset resting therein.
The antenna has been shown broken away in FIGS. 3-4 and 6 for convenience of illustration. The broken line showing in FIG. 7 is for illustrative purposes only and forms no part of the claimed design.

[56] References Cited

U.S. PATENT DOCUMENTS

D. 284,660	7/1986	Montague et al. .	
D. 294,824	3/1988	Liu .	
D. 300,628	4/1989	Wu .	
D. 311,185	10/1990	Chiassi .	
D. 315,896	4/1991	Brown .	
D. 315,904	4/1991	Cheng .	
D. 349,899	8/1994	Siddoway et al.	D14/151
D. 356,086	3/1995	Townsend et al.	D14/150

1 Claim, 3 Drawing Sheets



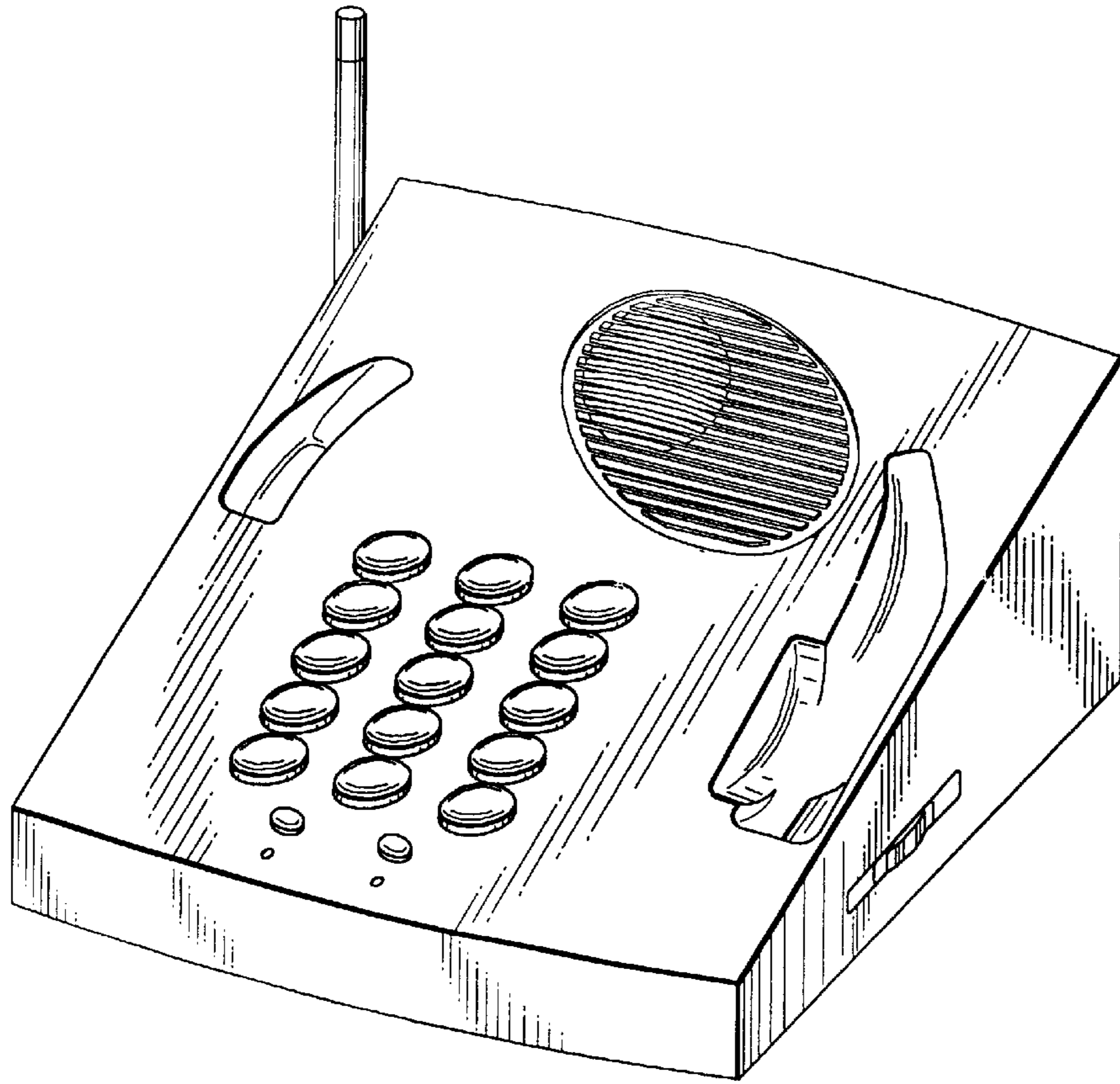


FIG. 1




FIG. 2




FIG. 3

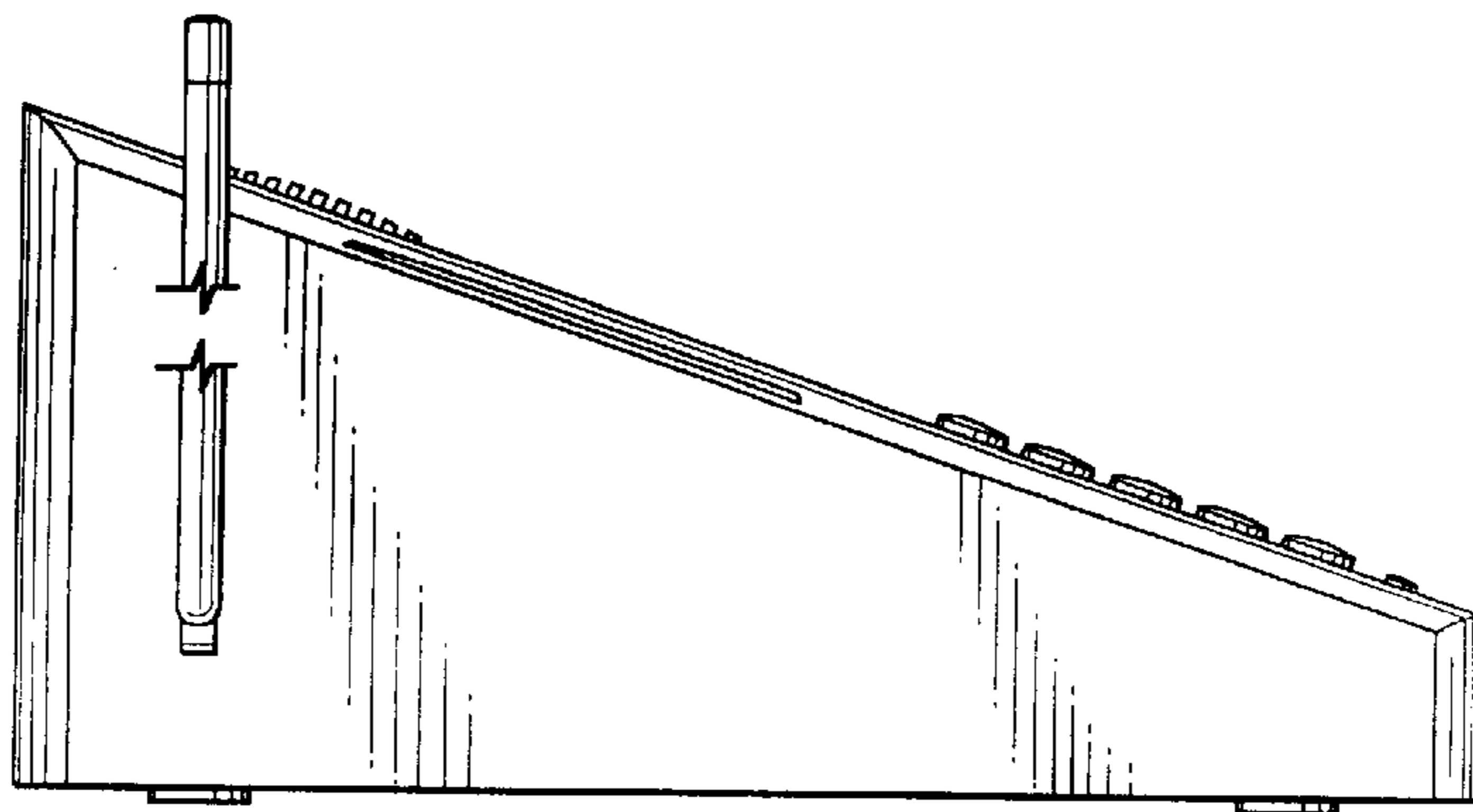


FIG. 4

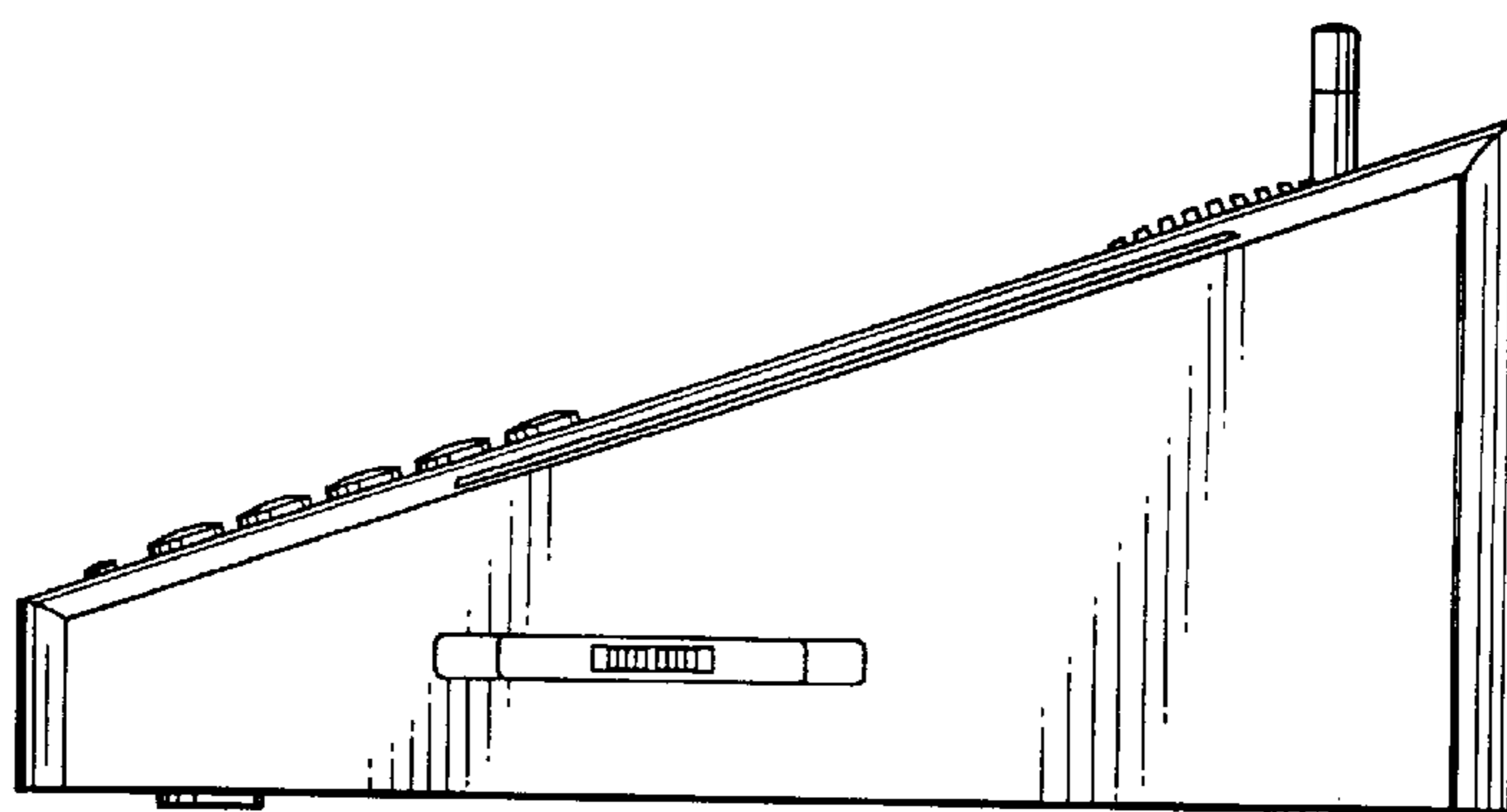


FIG. 5

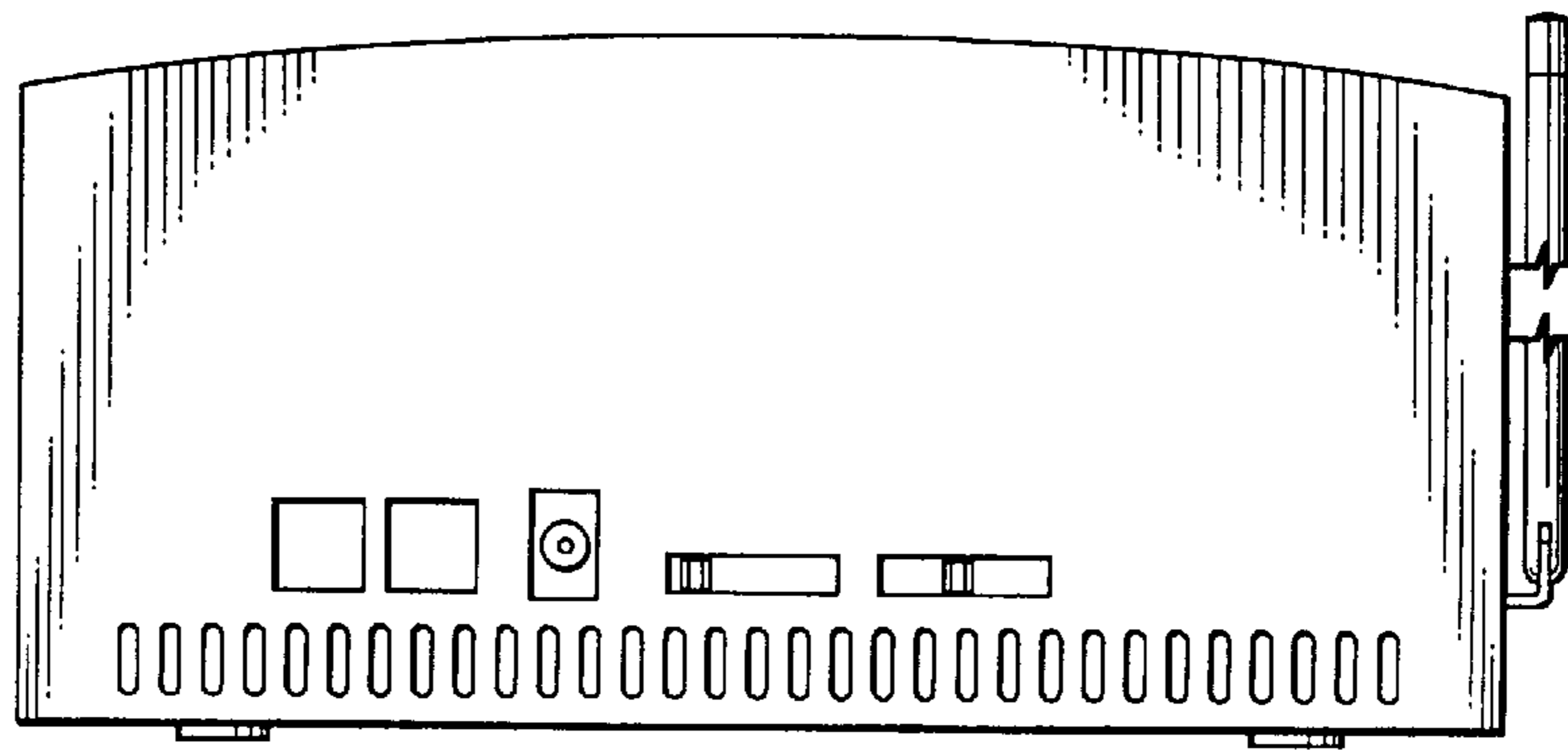


FIG. 6

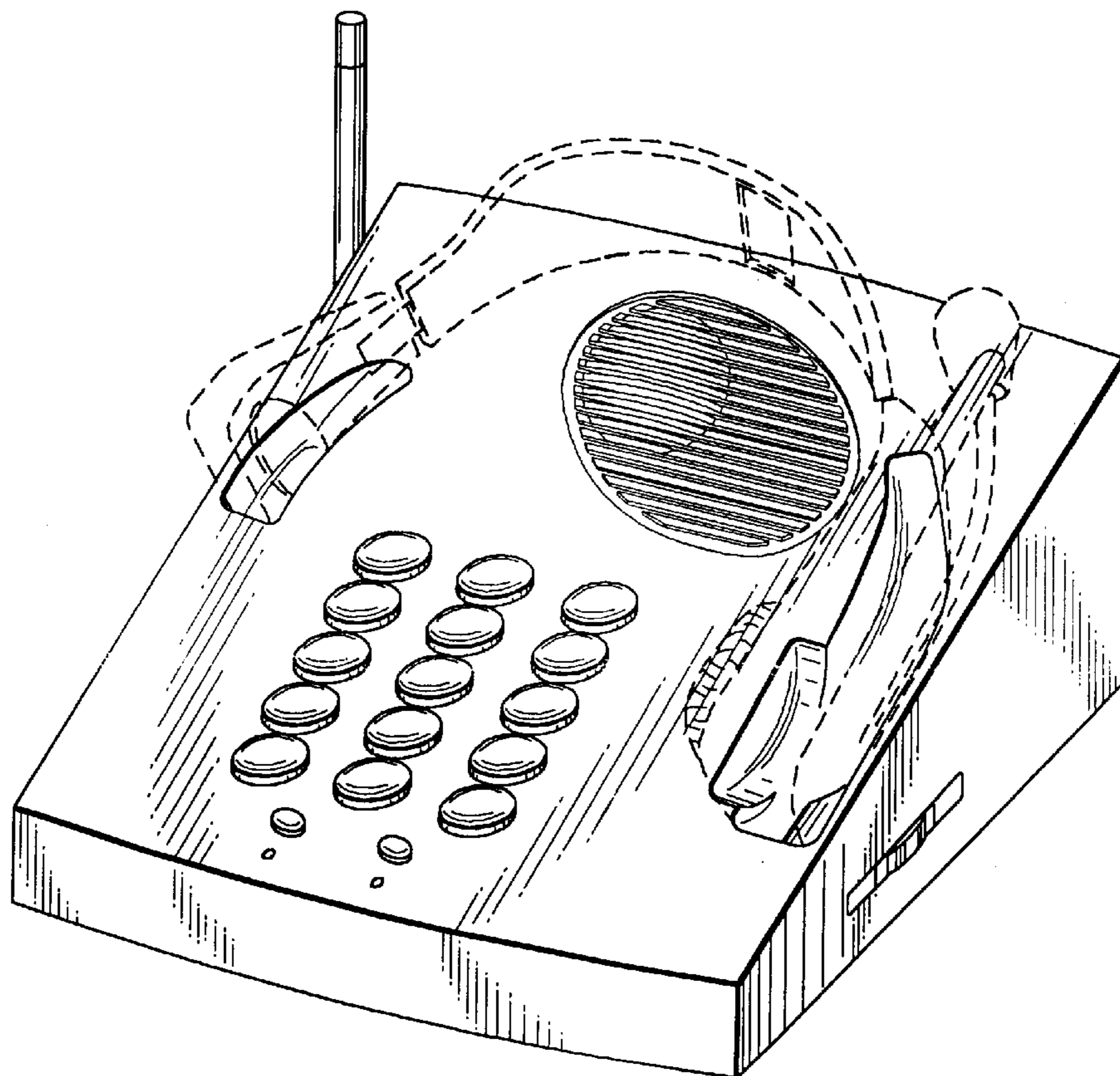


FIG. 7