



US00D415138S

United States Patent [19] Meyers

[11] **Patent Number: Des. 415,138**

[45] **Date of Patent: ** Oct. 12, 1999**

[54] **WINDOW ICON FOR A COMPUTER DISPLAY**

[75] Inventor: **Steven J. Meyers**, Rockford, Minn.

[73] Assignee: **Rosemount Inc.**, Eden Prairie, Mich.

[**] Term: **14 Years**

[21] Appl. No.: **29/065,360**

[22] Filed: **Jan. 24, 1997**

[51] **LOC (6) Cl. 14-02**

[52] **U.S. Cl. D14/114.9**

[58] **Field of Search D14/114, 114.1-114.9;
D18/24, 27; D10/11; D19/6; 395/326, 339-57**

[56] **References Cited**

U.S. PATENT DOCUMENTS

D. 296,114	6/1988	Wells-Papanek et al.	D18/27
D. 296,339	6/1988	Wells-Papanek et al.	D18/27
D. 296,340	6/1988	Wells-papanek et al.	D18/27
D. 298,144	10/1988	Wells-Papanek et al.	D18/27
5,179,701	1/1993	Chrisholm	395/600
5,363,483	11/1994	Jones et al.	395/161

OTHER PUBLICATIONS

Microsoft Windows 3.1 User's Guide, Microsoft, group windows, p. 46, my letters and main group windows, p. 51, games program group, p. 75, 1992.

Sim City Windows Manual, Maxis, power plant icon, p. 18, 1991.

Mastering Windows 3.1 Special Edition, Sybex, Main program group, p. 20, wordperfect program group, p. 7, 1993.

Primary Examiner—M. H. Ting
Attorney, Agent, or Firm—Westman, Champlin & Kelly, P.A.

[57] **CLAIM**

The ornamental design for a set of icons for a computer display, as shown and described.

DESCRIPTION

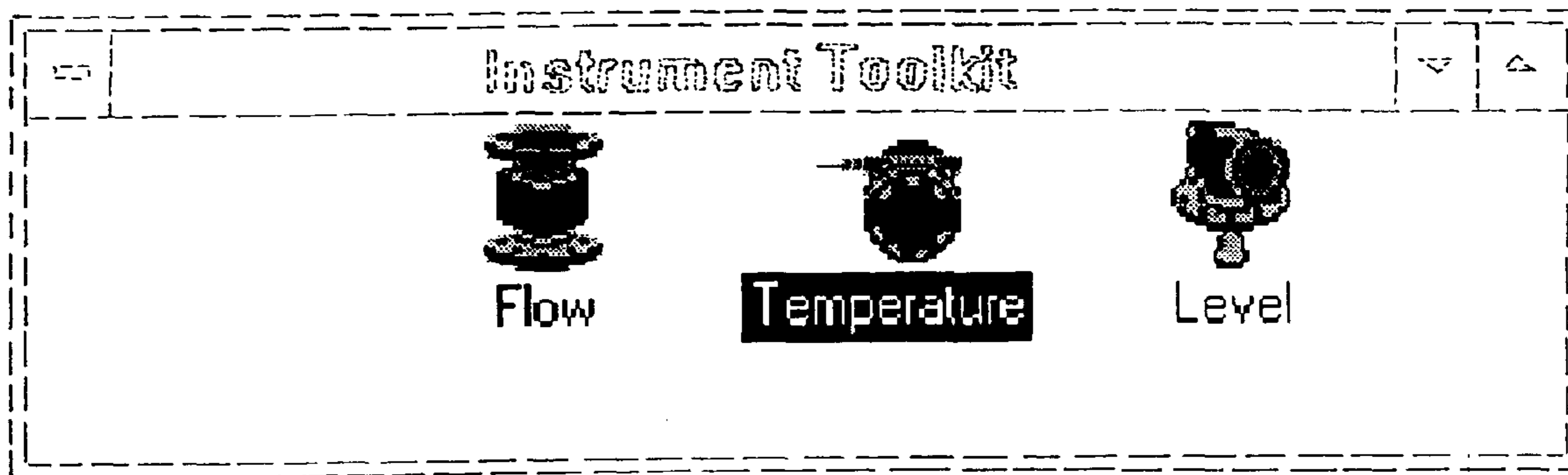
FIG. 1 is a face view of a set of icons showing my design;

FIG. 2 is a face view of the icons of FIG. 1 on an enlarged scale; and,

FIG. 3 is a face view of the icons of FIG. 1 on a reduced scale.

The broken line drawing of a computer display in all views is for illustrative purposes only and forms no part of the claimed design.

1 Claim, 3 Drawing Sheets



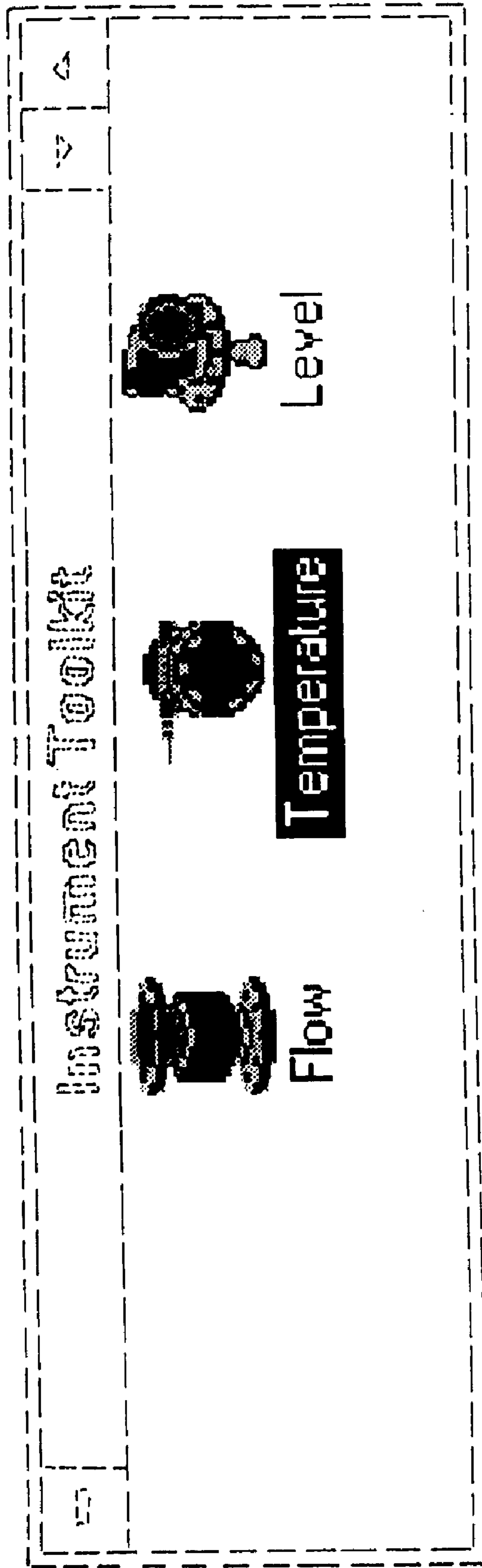


Fig. 1

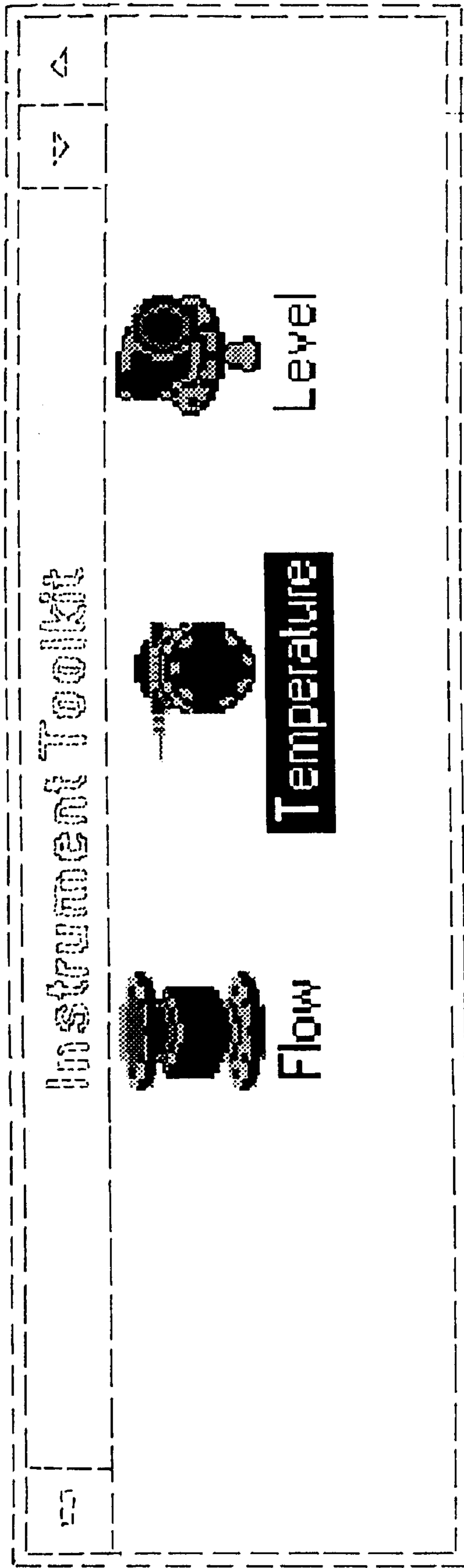


Fig. 2

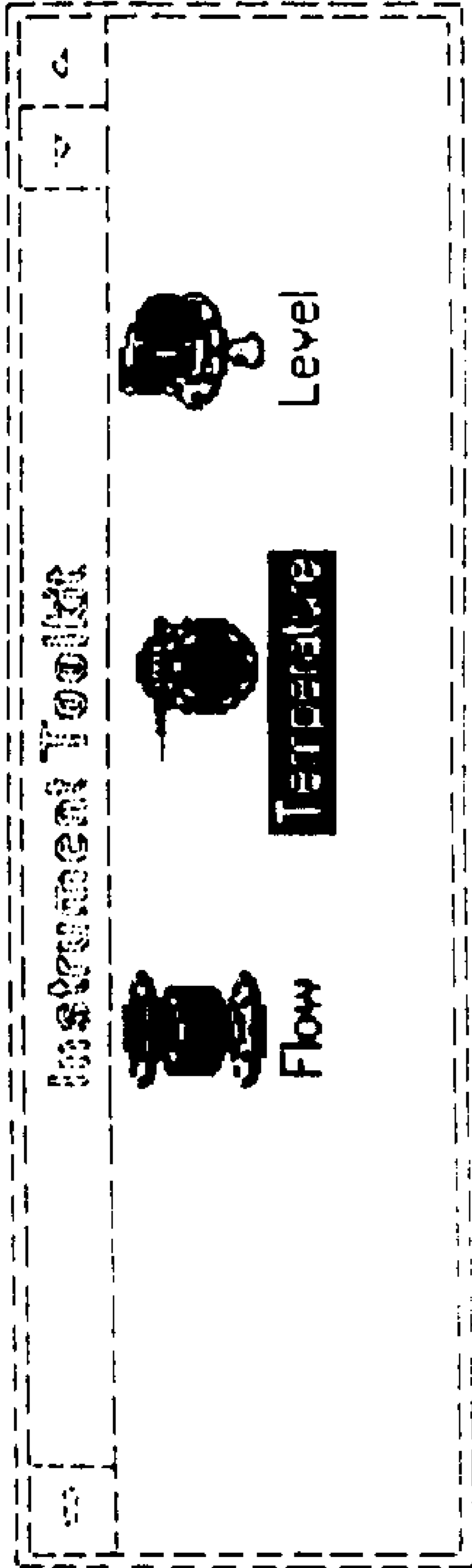


Fig. 3