



US00D415137S

# United States Patent [19]

Lizzi et al.

[11] Patent Number: **Des. 415,137**

[45] Date of Patent: **\*\* Oct. 12, 1999**

## [54] WATCH DISPLAY WITH AN ICON

[75] Inventors: **Ronald S. Lizzi**, West Hartford;  
**Victoria L. Durkin**, Southbury, both of Conn.

[73] Assignee: **Timex Corporation**, Middlebury, Conn.

[\*\*] Term: **14 Years**

[21] Appl. No.: **29/084,103**

[22] Filed: **Feb. 24, 1998**

[51] **LOC (6) Cl.** ..... **14-02**

[52] **U.S. Cl.** ..... **D14/114.5**

[58] **Field of Search** ..... D14/114, 114.1-114.9;  
D18/24-27; D20/11; D19/6; 345/326, 339-40,  
347-57

## [56] References Cited

### U.S. PATENT DOCUMENTS

- D. 331,229 11/1992 Pike ..... D14/114
- D. 341,848 11/1993 Bigelow et al. .... D18/27
- D. 398,598 9/1998 Culp et al. .... D14/114.4

## OTHER PUBLICATIONS

Corel Gallery 2, Clipart Catalog, Corel Corp., para\_dsh-.cmx, p. B413, 1995.

*Primary Examiner*—M. H. Tung  
*Attorney, Agent, or Firm*—Arthur G. Schaier

## [57] CLAIM

The ornamental design for a watch display with an icon, as shown and described.

## DESCRIPTION

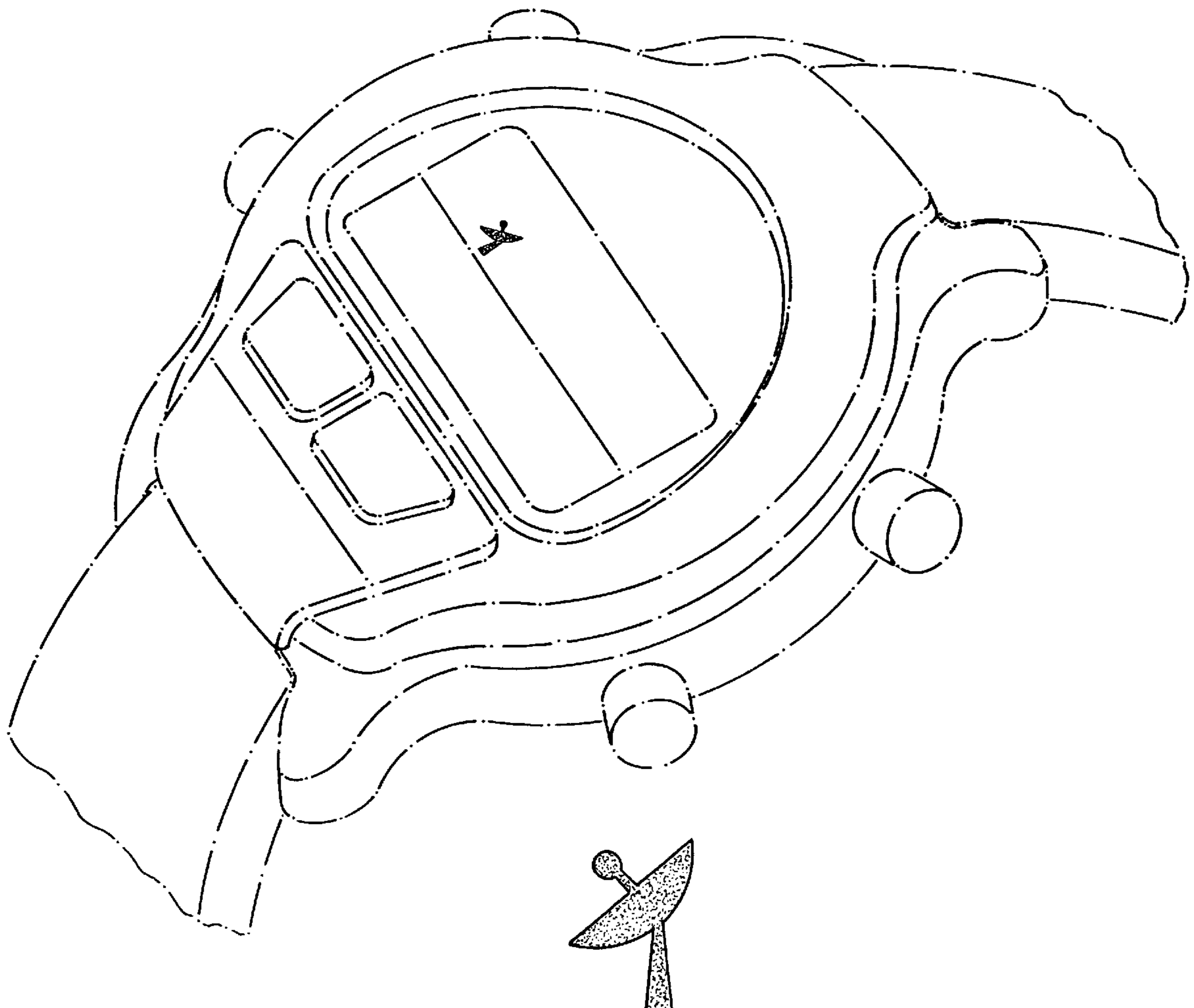
FIG. 1 is a perspective view of a watch display with an icon showing our new design;

FIG. 2 is a front elevational view thereof, on an enlarged scale, the icon is shown separately for clarity of illustration; and,

FIG. 3 is a front elevational view of the watch display with an icon as disclosed in FIG. 1.

The broken line drawing of a watch in FIGS. 1 and 3 show the environment on which the icon is displayed and forms no part of the claimed design.

**1 Claim, 2 Drawing Sheets**



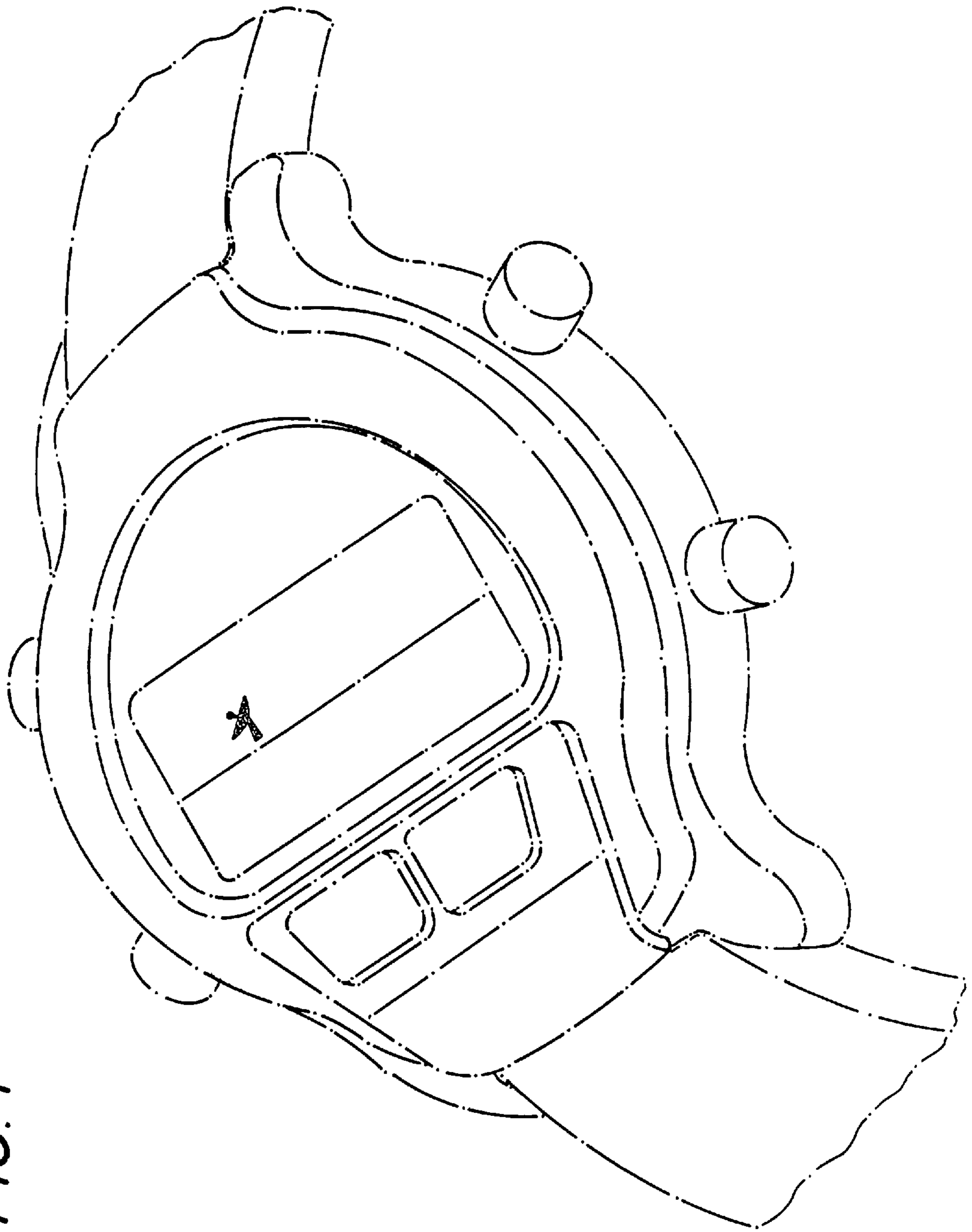



FIG. 1

*FIG. 2*



*FIG. 3*

