



US00D415097S

United States Patent [19]

Adams et al.

[11] Patent Number: **Des. 415,097**

[45] Date of Patent: **** Oct. 12, 1999**

[54] **BIKE RACK WITH RECEIVER**
[75] Inventors: **Katherine A. Adams**, Mishawaka;
Richard W. McCoy, Granger, both of
Ind.

5,190,195 3/1993 Fullhart et al. .
5,303,857 4/1994 Hewson 224/504
5,489,110 2/1996 Van Dusen 224/924
5,690,260 11/1997 Aikins et al. 224/504
5,695,103 12/1997 Duvernay et al. .

[73] Assignee: **Reese Products, Inc.**, Elkhart, Ind.

Primary Examiner—Pamela Burgess
Attorney, Agent, or Firm—King and Schickli

[**] Term: **14 Years**

[57] CLAIM

[21] Appl. No.: **29/090,046**

The ornamental design of a bike rack with receiver, as shown and described.

[22] Filed: **Jun. 29, 1998**

DESCRIPTION

[51] **LOC (6) Cl.** **12-16**
[52] **U.S. Cl.** **D12/408**
[58] **Field of Search** D12/115, 407,
D12/406, 408; 224/532, 527, 537, 924,
533, 511, 521, 502, 504; 248/127, 153;
211/17-24, 5, 198; 280/769; 114/217, 218,
219; 297/217

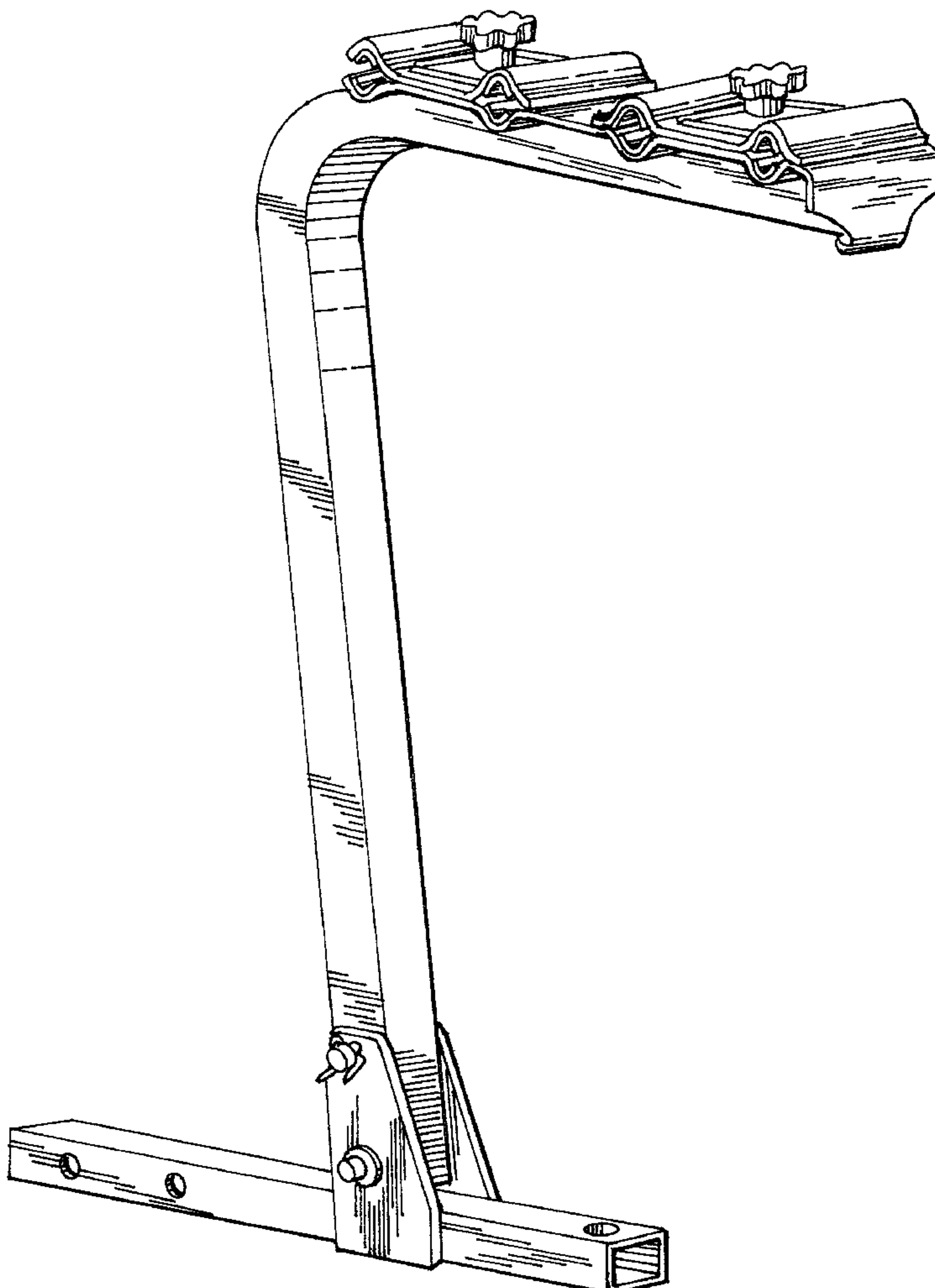
FIG. 1 is a perspective view of the bike rack with receiver;
FIG. 2 is a left side elevational view thereof, the right side
elevational view being a mirror image;
FIG. 3 is a front elevational view thereof;
FIG. 4 is a rear elevational view thereof;
FIG. 5 is a top plan view thereof; and,
FIG. 6 is a bottom plan view thereof.

[56] References Cited

U.S. PATENT DOCUMENTS

D. 377,334 1/1997 Weiler D12/408

1 Claim, 3 Drawing Sheets



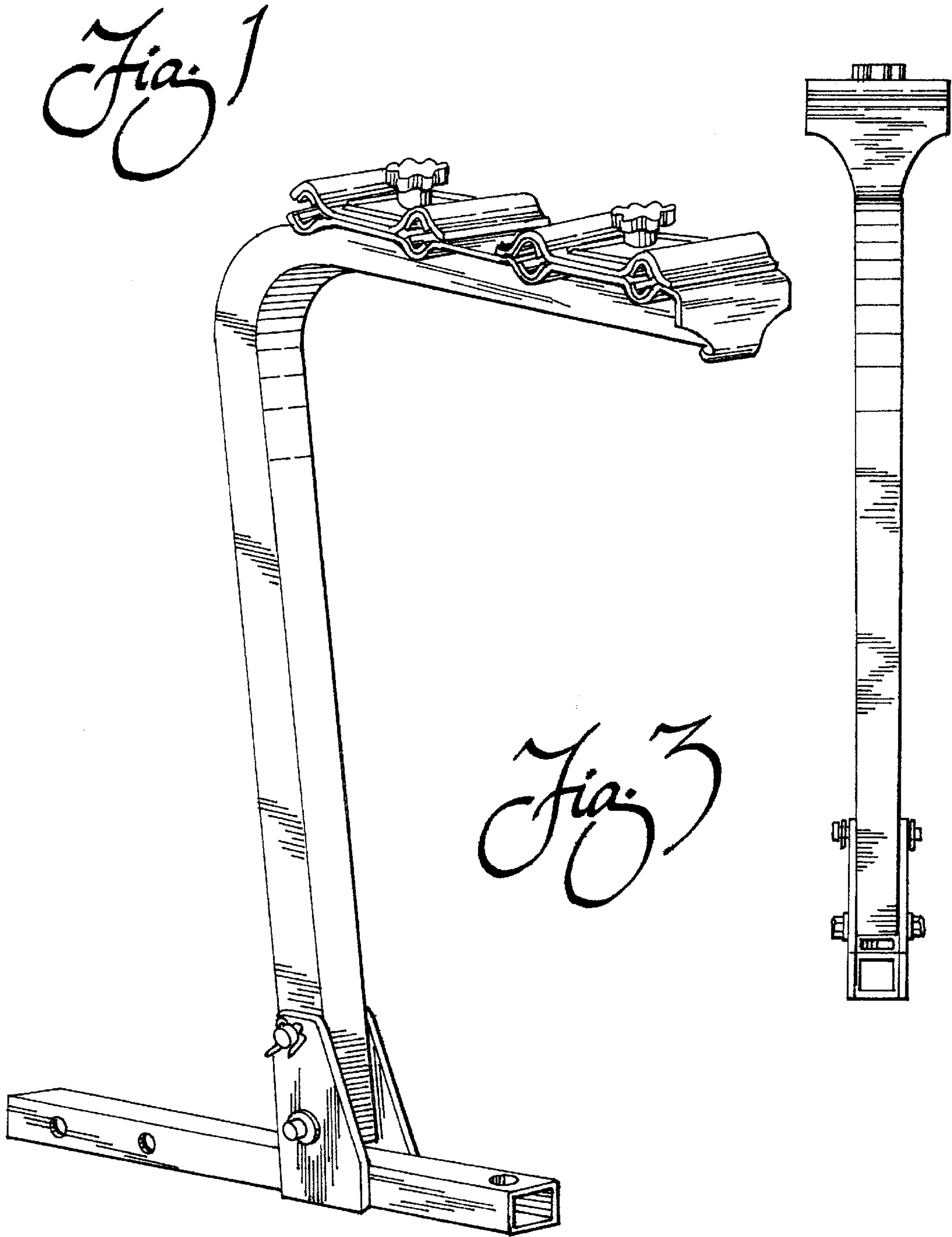
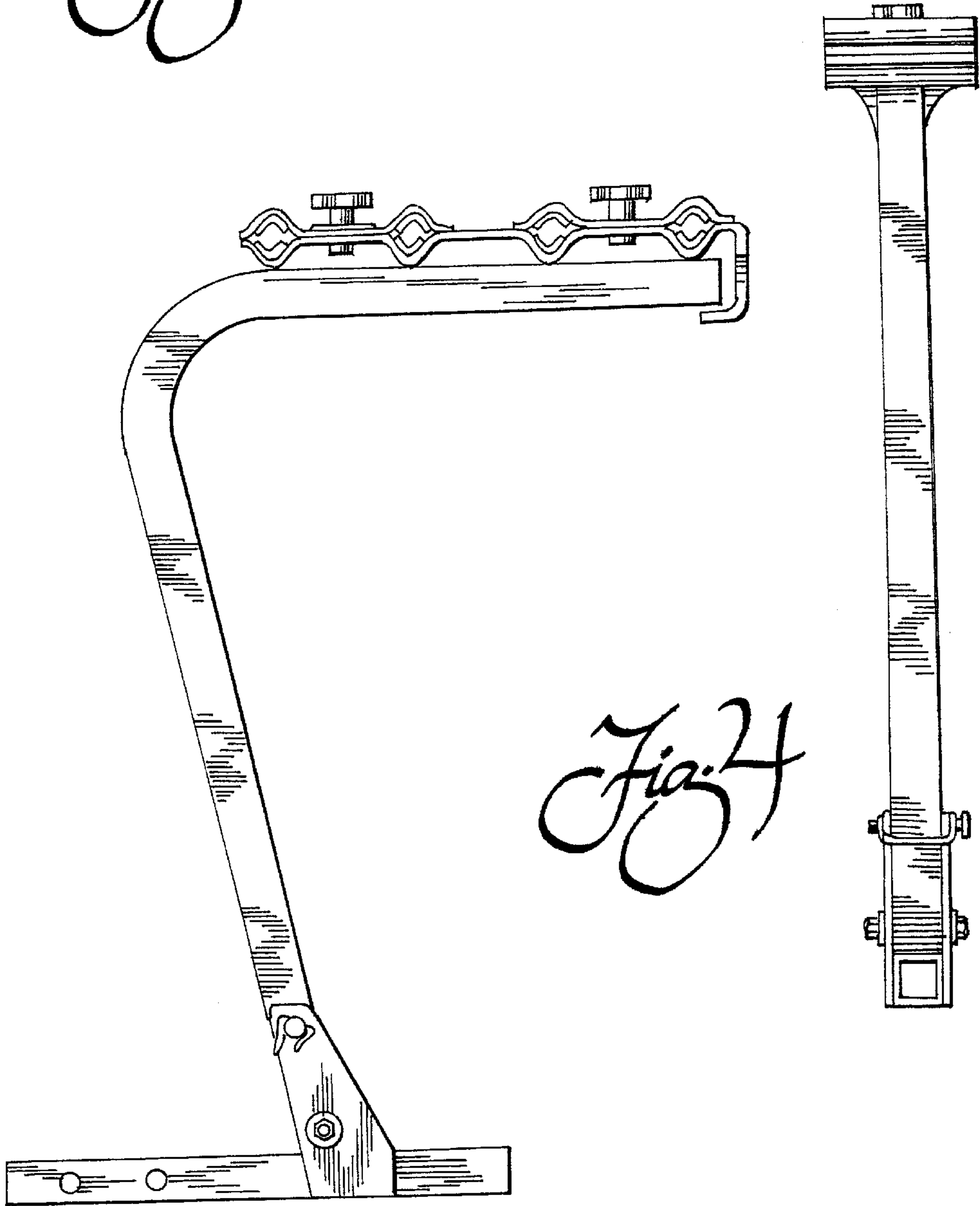


Fig. 2






Fig. 5

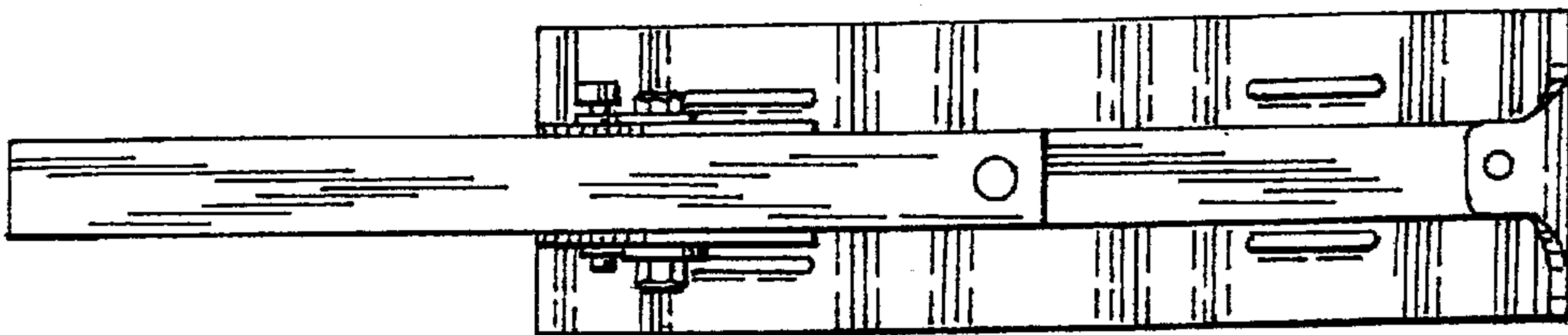


Fig. 6