



US00D415096S

# United States Patent [19]

Englander et al.

[11] **Patent Number: Des. 415,096**

[45] **Date of Patent: \*\* Oct. 12, 1999**

[54] **SKI-CARRIER FOR VEHICLES**

[75] Inventors: **Curt Englander**, Hillerstorp; **Björn Eriksson**, Bredaryd, both of Sweden

[73] Assignee: **Industri AB Thule**, Hillerstorp, Sweden

[\*\*] Term: **14 Years**

[21] Appl. No.: **29/056,067**

[22] Filed: **Jun. 21, 1996**

### [30] Foreign Application Priority Data

Dec. 21, 1995 [SE] Sweden ..... 95-2425

[51] **LOC (6) Cl.** ..... **12-16**

[52] **U.S. Cl.** ..... **D12/406**

[58] **Field of Search** ..... D12/400, 406,  
D12/412; D6/552; 224/309, 316-319, 322-329,  
331; 296/37.7

### [56] References Cited

#### U.S. PATENT DOCUMENTS

D. 282,060	1/1986	Diantoni	.....	D12/406
D. 302,000	7/1989	Arvidsson	.....	D12/406
D. 332,243	1/1993	Collins	.....	D12/406
D. 335,479	5/1993	Yamamoto	.....	D12/406 X
D. 340,020	10/1993	Yamamoto	.....	D12/406 X
D. 348,034	6/1994	Mann	.....	D12/412
4,728,019	3/1988	Olliges	.....	224/329
4,930,671	6/1990	Tittel	.....	224/319
5,119,980	6/1992	Grim et al.	.....	224/324 X

*Primary Examiner*—James Gandy

*Assistant Examiner*—Stacia Sinuik

*Attorney, Agent, or Firm*—Royston, Rayzor, Vickery, Novak & Druce

### [57] CLAIM

The ornamental design for a ski-carrier for vehicles, a shown and described.

### DESCRIPTION

FIG. 1 is a right-front perspective view of the ski-carrier for vehicles according to my new design;

FIG. 2 is a bottom, left perspective view thereof;

FIG. 3 is a perspective view of the ski carrier in an open orientation;

FIG. 4 is a top plan view of the ski carrier in a closed orientation;

FIG. 5 is a bottom plan view of the ski carrier in a closed orientation;

FIG. 6 is a front elevation view of the ski carrier in a closed orientation;

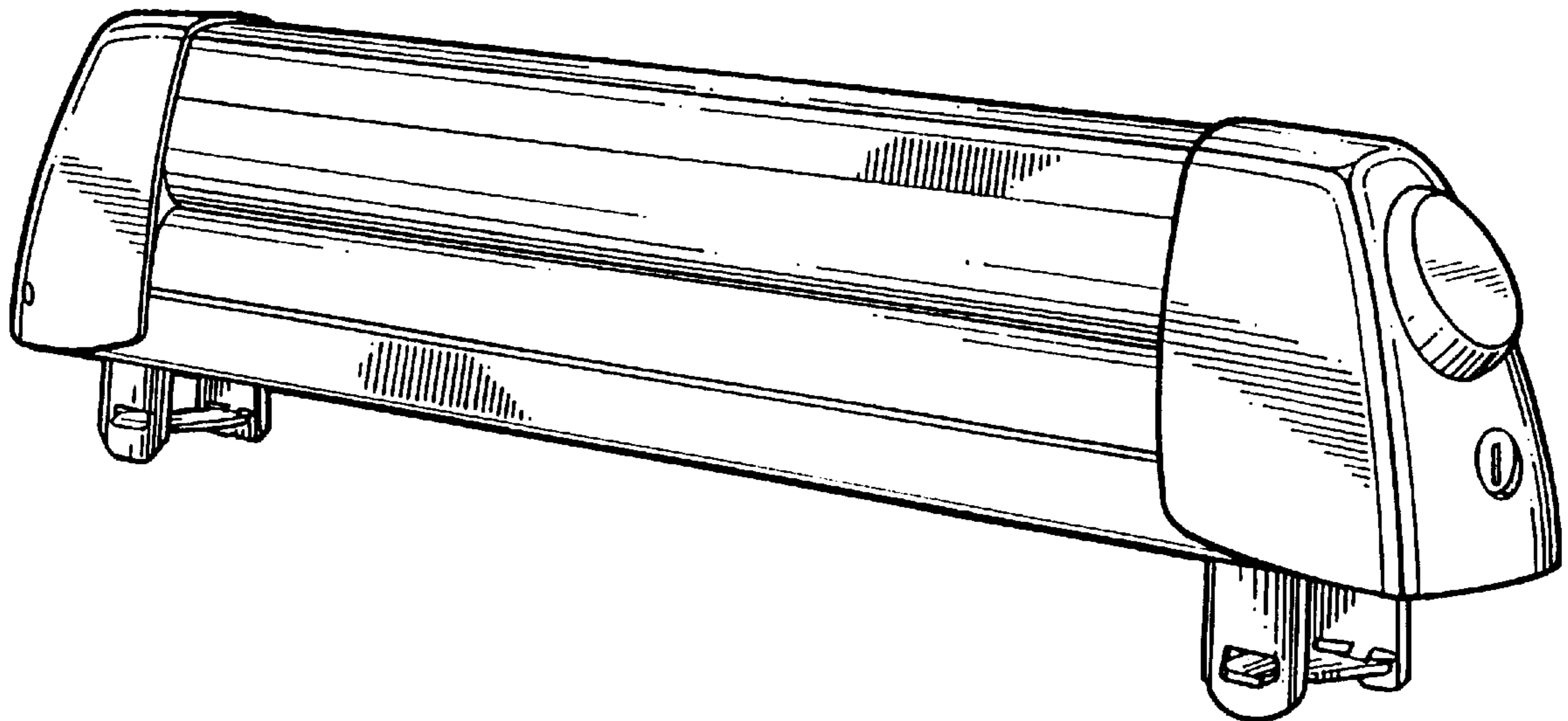
FIG. 7 is a rear elevation view of the ski carrier in a closed orientation;

FIG. 8 is a top plan view of the ski carrier in an open orientation;

FIG. 9 is a front elevation view of the ski carrier in an open orientation; and,

FIG. 10 is a rear elevation view of the ski carrier in an open orientation.

**1 Claim, 3 Drawing Sheets**



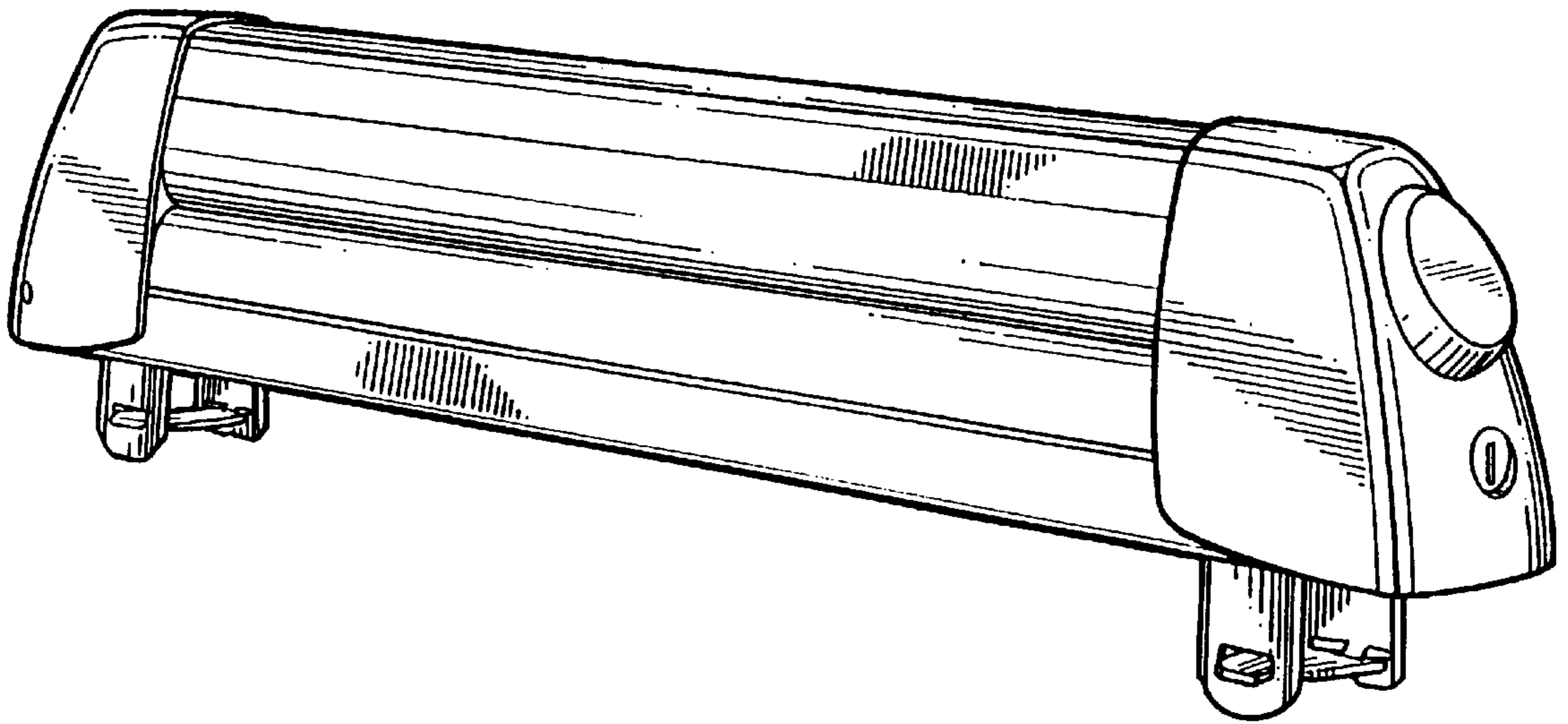


FIG. 1

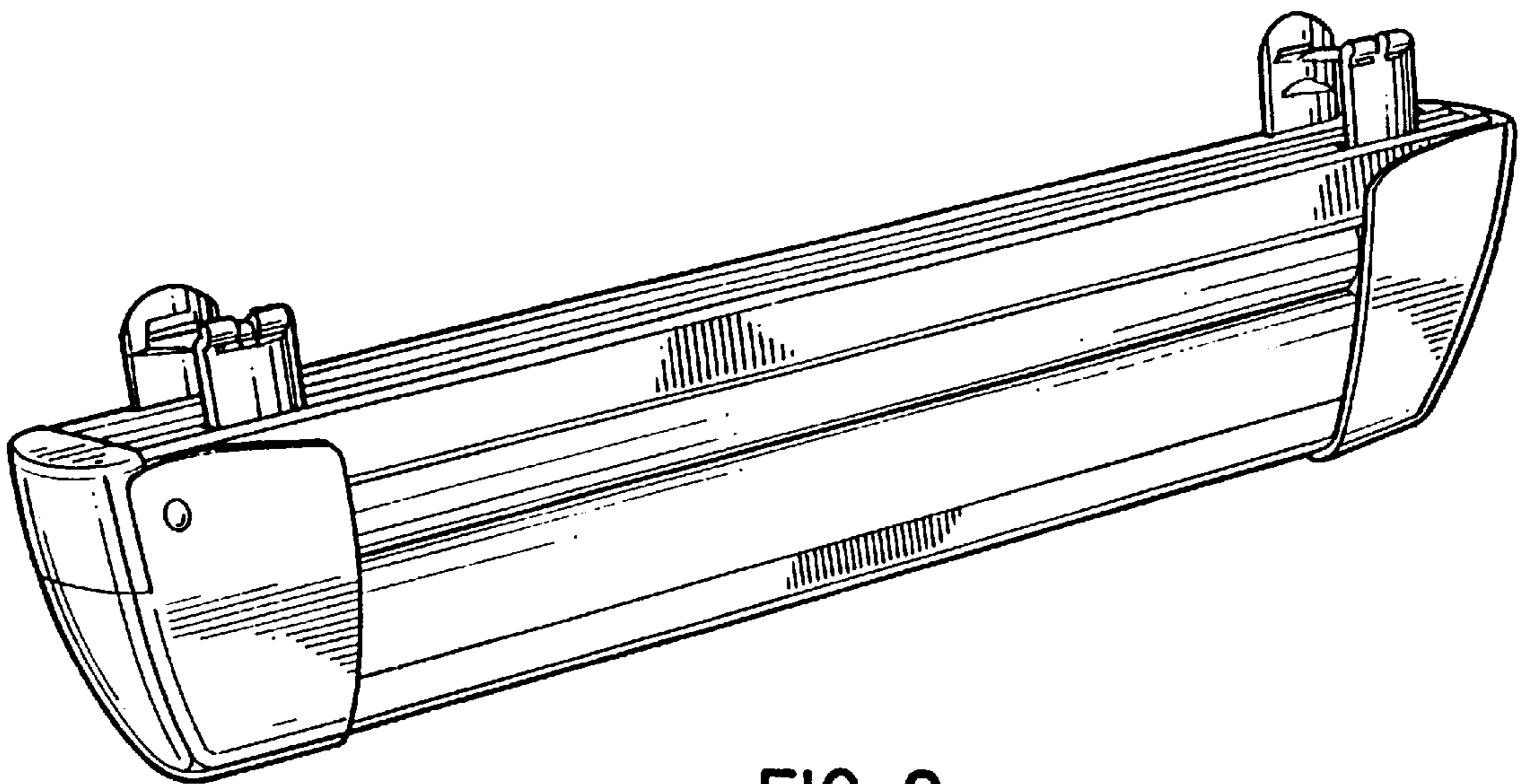


FIG. 2

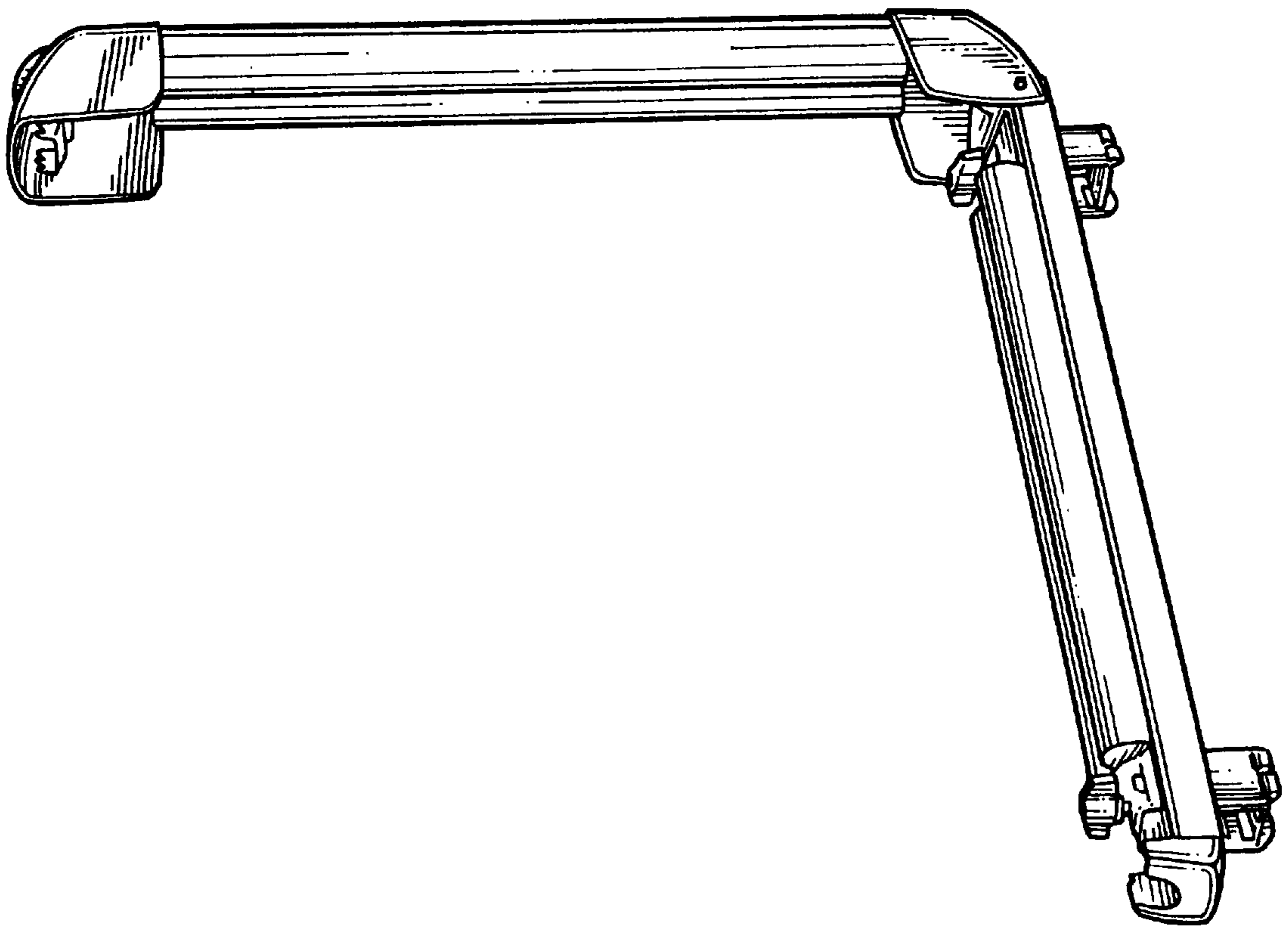


FIG. 3




FIG. 4




FIG. 5




FIG. 8

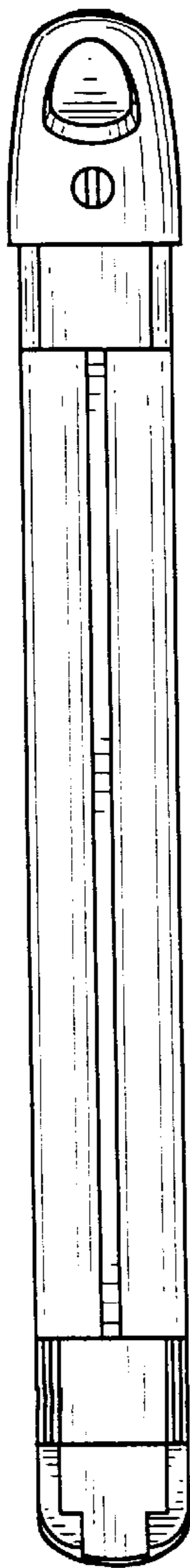


FIG. 9

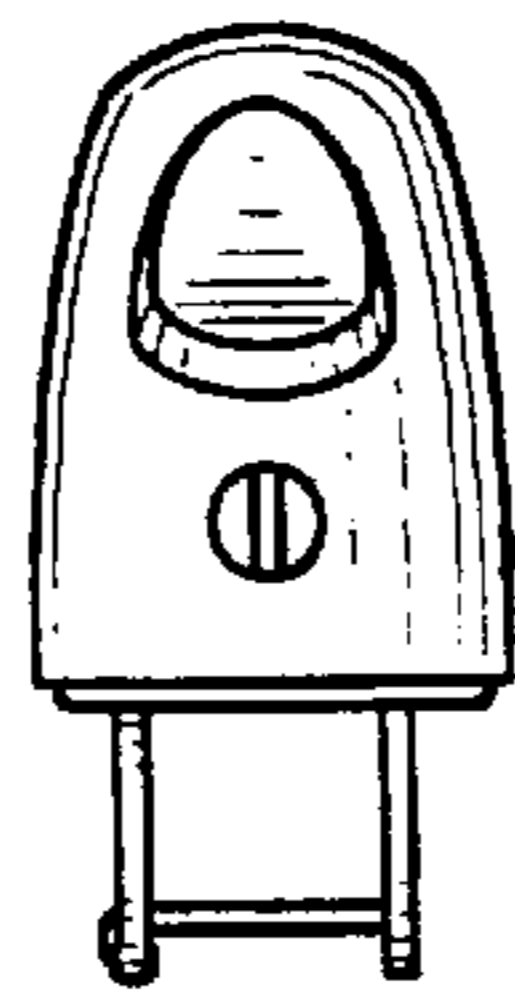


FIG. 6

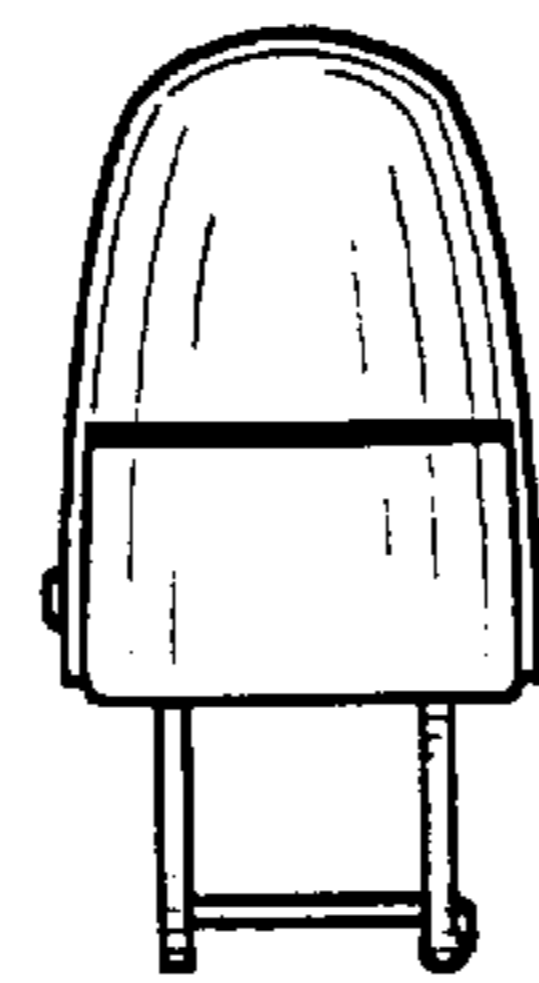


FIG. 7

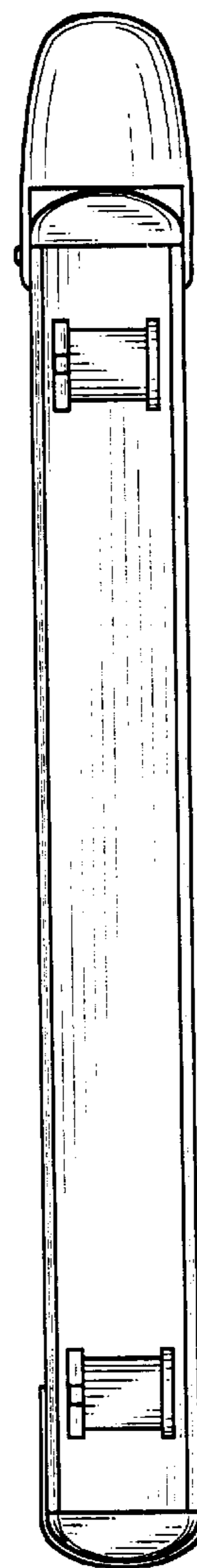


FIG. 10