



US00D415094S

United States Patent [19] Neeper

[11] Patent Number: **Des. 415,094**

[45] Date of Patent: **** Oct. 12, 1999**

[54] **VEHICLE-WHEEL FRONT FACE**

[75] Inventor: **Mark D. Neeper**, Denver, Colo.

[73] Assignee: **Mobile Hi-Tech Wheels**, Torrance, Calif.

[**] Term: **14 Years**

[21] Appl. No.: **29/095,996**

[22] Filed: **Nov. 2, 1998**

[51] **LOC (6) Cl.** **12-16**

[52] **U.S. Cl.** **D12/211**

[58] **Field of Search** D12/204-213;
301/64.1, 65, 37.1

D. 375,075	10/1996	Kugler	D12/209
D. 384,634	10/1997	Cullen	D12/211
D. 387,724	12/1997	Chung	D12/209
D. 388,047	12/1997	Pfeiffer et al.	D12/211
D. 393,825	4/1998	Fike	D12/209
D. 402,951	12/1998	Wechner	D12/211
1,470,742	10/1923	Ibach	D12/211 X

Primary Examiner—Doris V. Coles
Assistant Examiner—Stacia Sinuik
Attorney, Agent, or Firm—Christie, Parker & Hale, LLP

[57] CLAIM

The ornamental design for vehicle-wheel front face, as shown and described.

DESCRIPTION

FIG. 1 is a perspective view of a vehicle-wheel front face according to my new design;
FIG. 2 is a front elevational view thereof;
FIG. 3 is a side elevational view thereof; and,
FIG. 4 is a front elevational view of a vehicle-wheel front face showing a second embodiment of my new design.
Portions of the wheel depicted in broken line are for illustrative purposes only, and form no part of the claimed design.

[56] References Cited

U.S. PATENT DOCUMENTS

D. 44,318	7/1913	Moore	D12/211
D. 74,023	12/1927	Putnam	D12/211
D. 84,318	6/1931	Beutke et al.	D12/211
D. 89,825	5/1933	Kranz	D12/211
D. 197,839	3/1964	Logghe	D12/211
D. 248,749	8/1978	Siroonian	D12/211
D. 339,561	9/1993	Maiworm et al.	D12/211
D. 344,924	3/1994	Braungart et al.	D12/211
D. 373,562	9/1996	Cole	D12/211

1 Claim, 4 Drawing Sheets

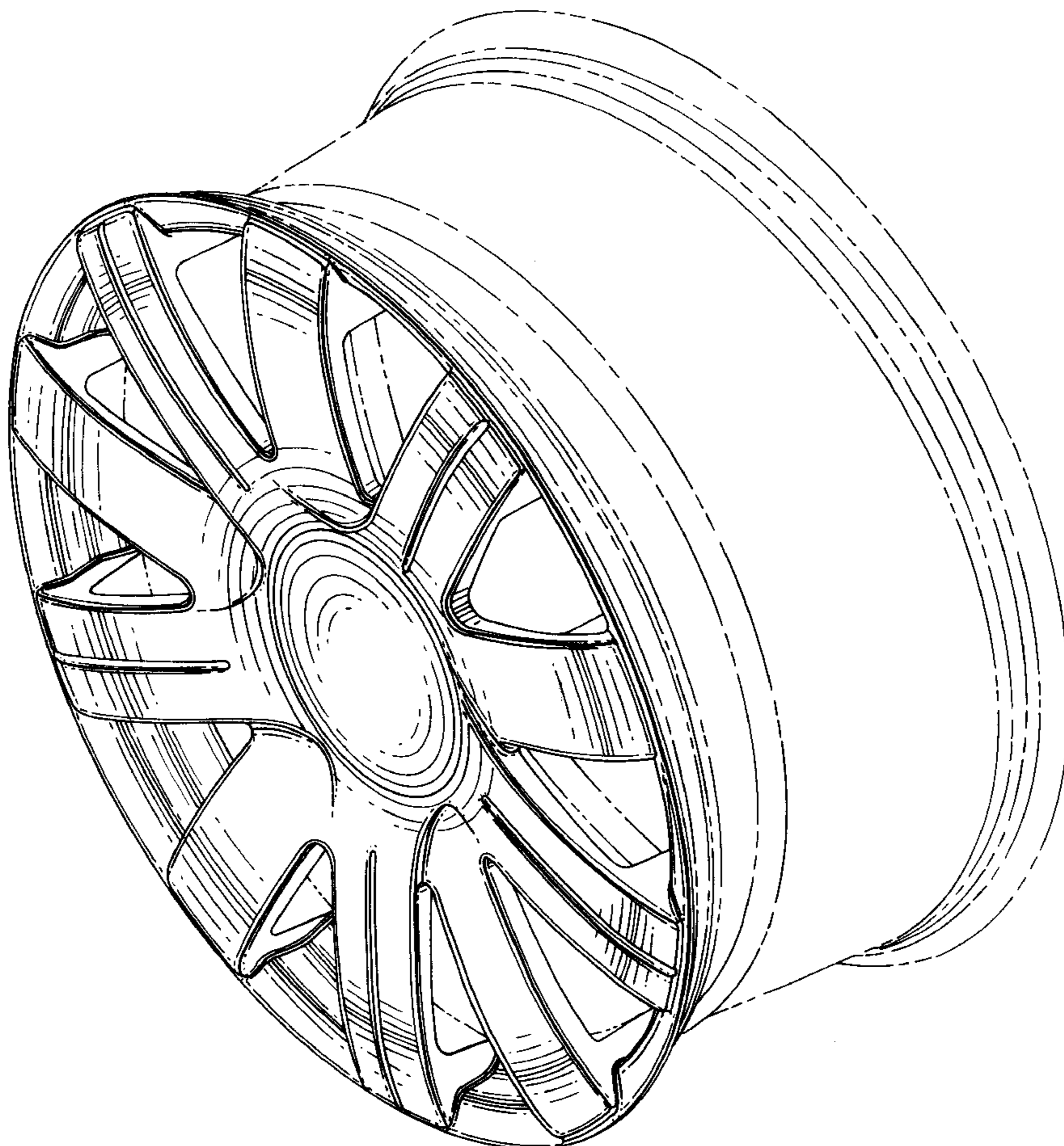


Fig. 1

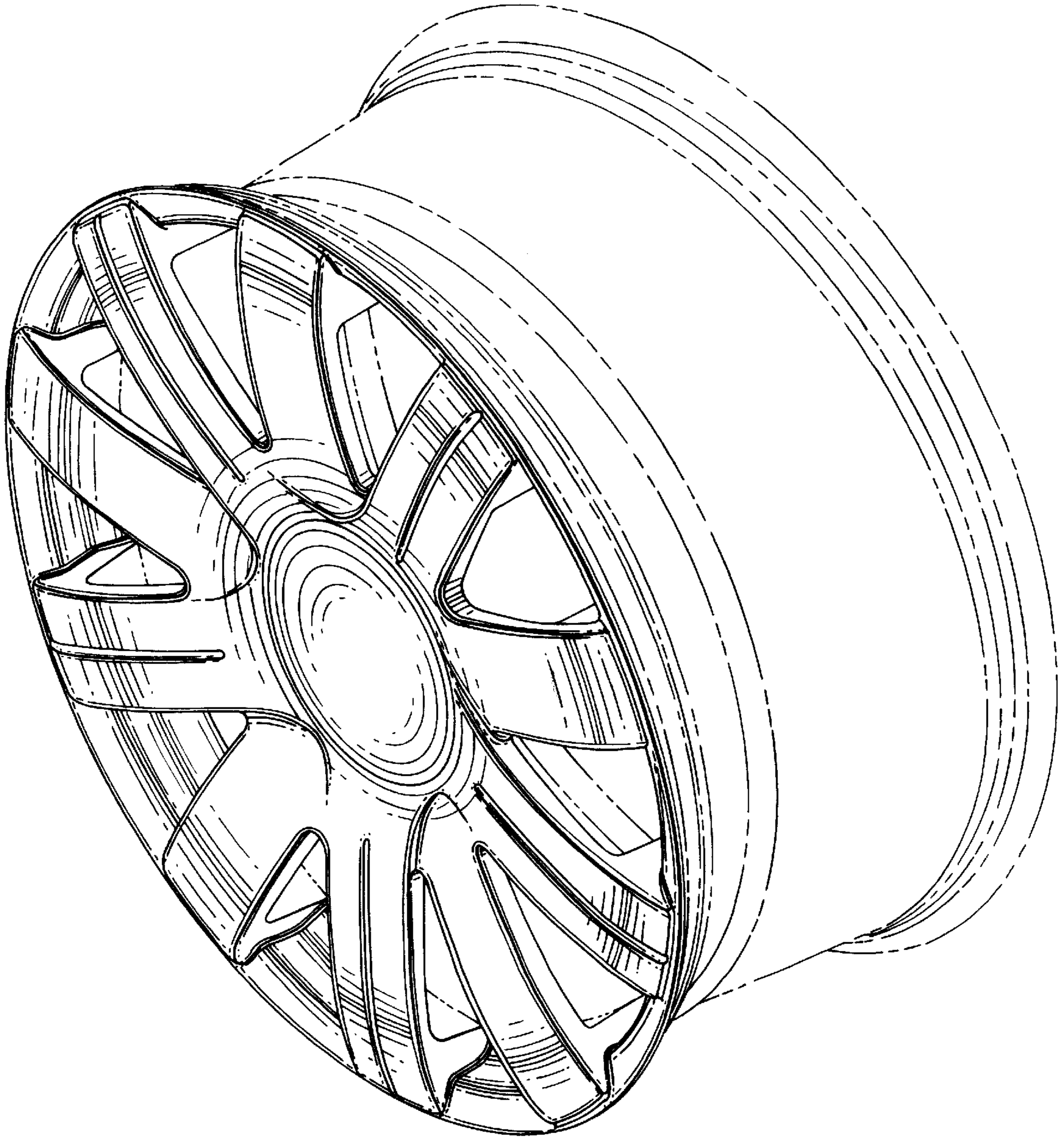


FIG. 2

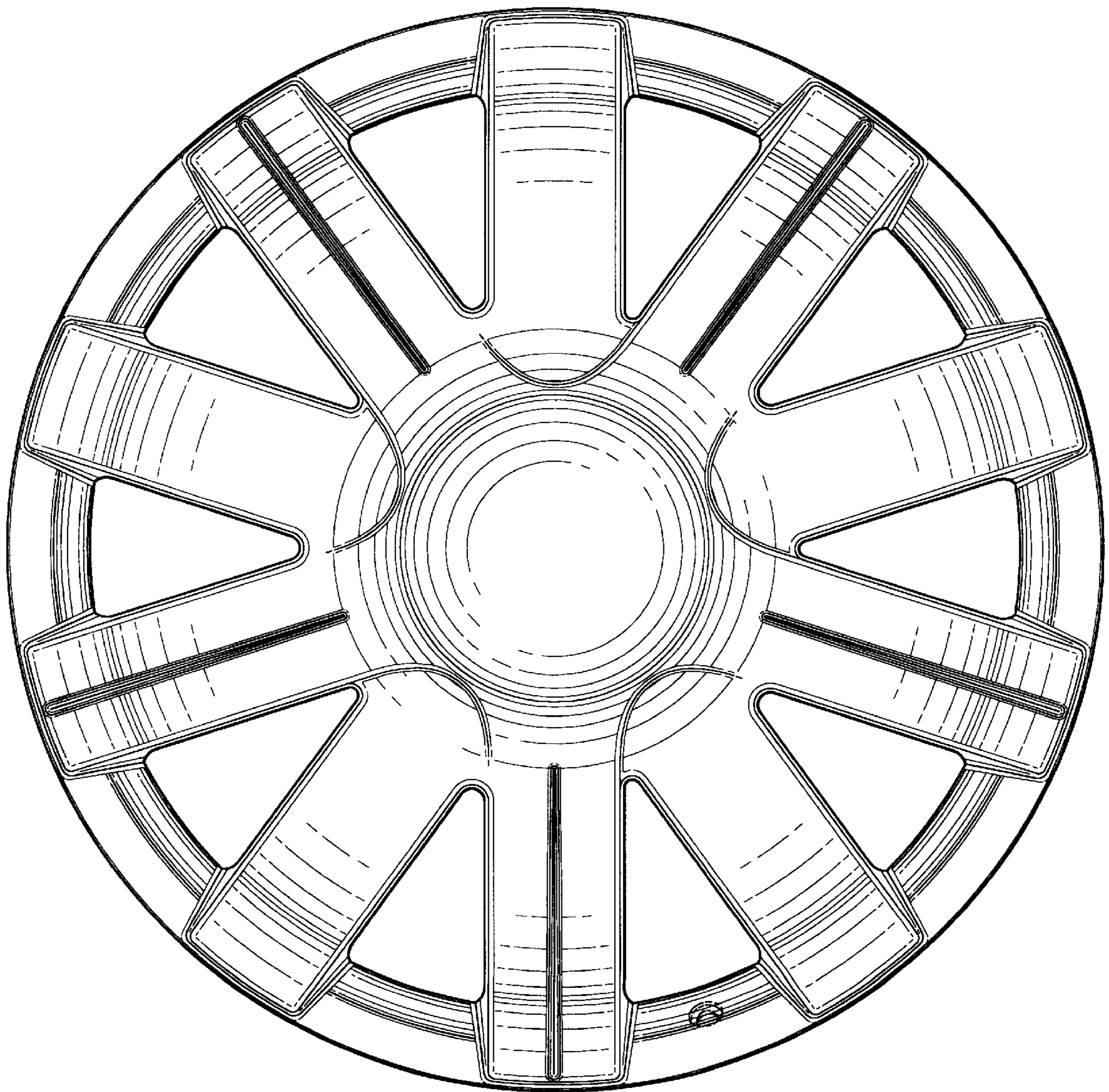


FIG. 3

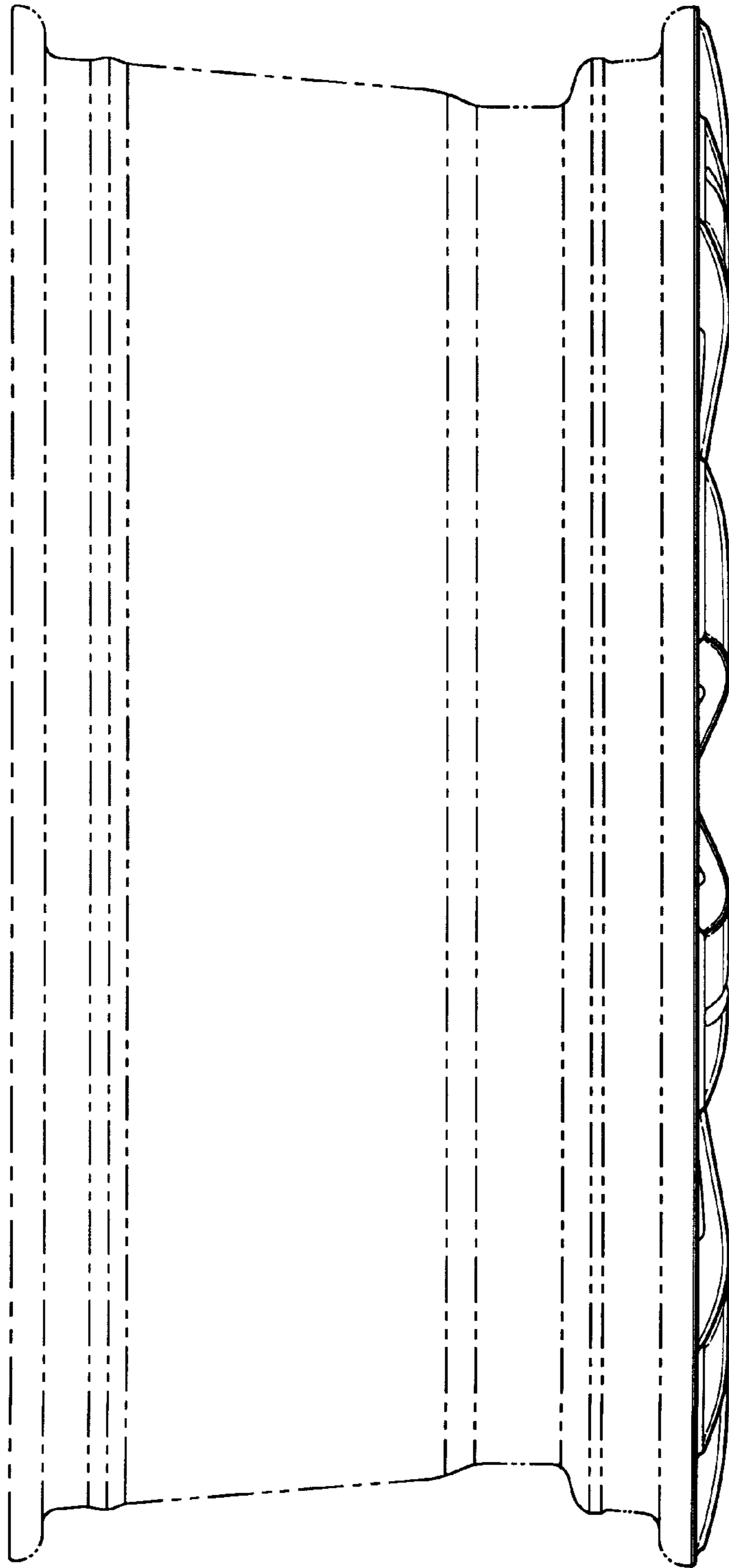


FIG. 4

