



US00D415089S

United States Patent [19] Schardt

[11] **Patent Number: Des. 415,089**

[45] **Date of Patent: ** Oct. 12, 1999**

[54] **RIM FOR AN AUTOMOTIVE VEHICLE WHEEL**

[75] Inventor: **James J. Schardt**, Dayton, Ohio

[73] Assignee: **Dayton Wheel Products Company, Inc.**, Dayton, Ohio

[**] Term: **14 Years**

[21] Appl. No.: **29/101,473**

[22] Filed: **Mar. 4, 1999**

[51] **LOC (6) Cl.** **12-16**

[52] **U.S. Cl.** **D12/208**

[58] **Field of Search** D12/204-213;
301/64.1, 65, 37.1

[56] **References Cited**

U.S. PATENT DOCUMENTS

- D. 25,425 4/1896 Lobdell D12/208
- D. 173,664 12/1954 Lyon D12/204

- D. 184,573 3/1959 Lyon D12/204
- D. 200,531 3/1965 Buerger D12/208
- D. 203,260 12/1965 McNulty D12/208
- D. 398,894 9/1998 Kelley D12/208

Primary Examiner—Doris V. Coles
Assistant Examiner—Stacia Sinuik
Attorney, Agent, or Firm—Thompson Hine & Flory LLP

[57] **CLAIM**

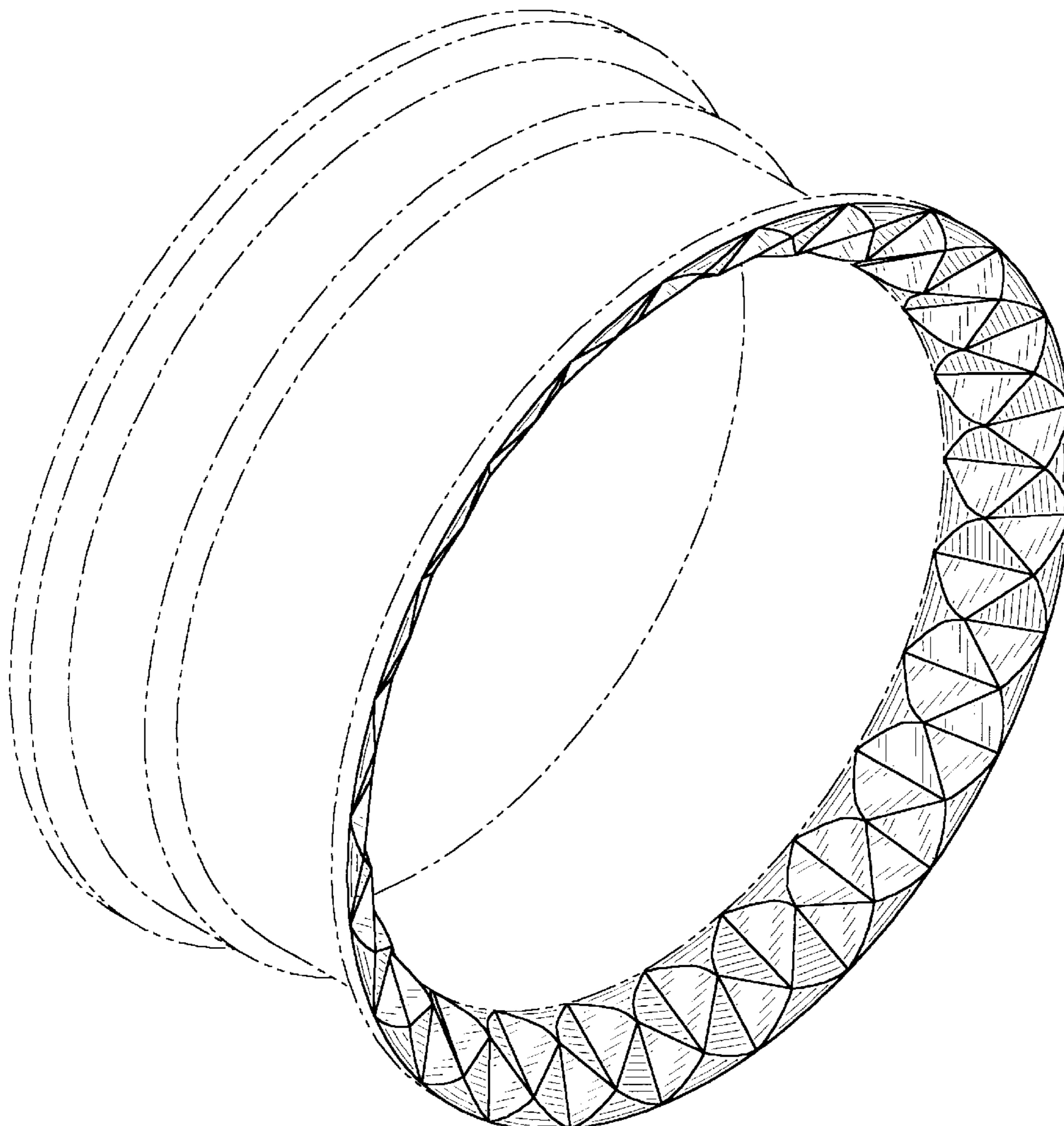
The ornamental design for a rim for an automotive vehicle wheel, as shown and described.

DESCRIPTION

FIG. 1 is a perspective view taken from the left hand side of my new rim for an automotive vehicle wheel; and, FIG. 2 is a front elevational view thereof.

The broken lines shown in FIGS. 1 and 2 of the drawings are for illustrative purposes only and the subject matter depicted thereby constitutes no part of the claimed design.

1 Claim, 2 Drawing Sheets



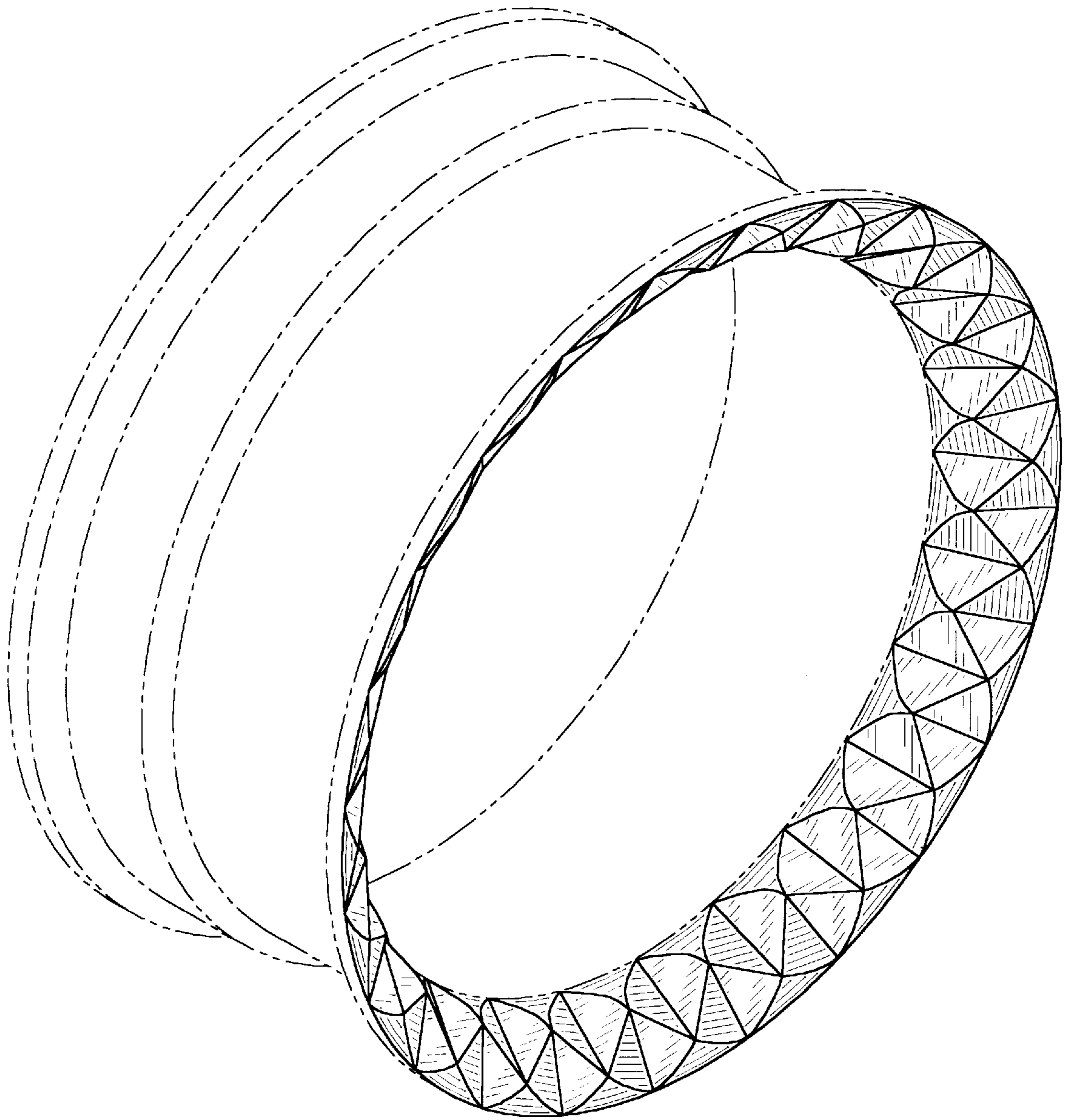


FIG. 1

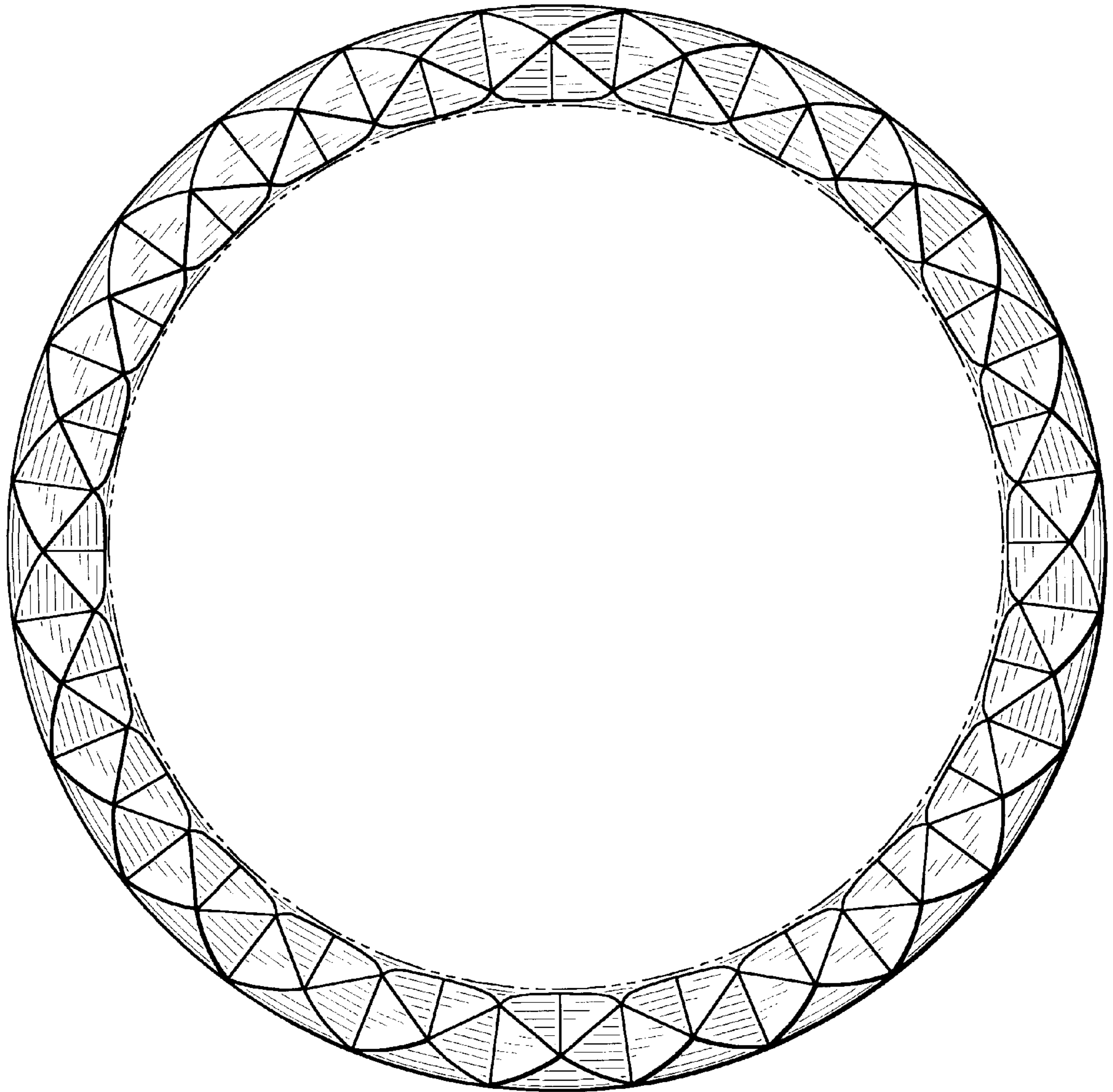


FIG. 2