



US00D415070S

United States Patent [19] Tait

[11] Patent Number: **Des. 415,070**

[45] Date of Patent: **** Oct. 12, 1999**

[54] **A-FRAME MOBILE CABIN**

DESCRIPTION

[76] Inventor: **Mark A Tait**, One Main St., Mammoth, Pa. 15664

FIG. 1 is a perspective view of the front including foldable deck and one side of an A-frame mobile cabin showing my new design;

[**] Term: **14 Years**

FIG. 2 is a perspective view of the rear and one side of an A-frame mobile cabin;

[21] Appl. No.: **29/092,240**

FIG. 3 is a perspective view of an A-frame mobile cabin to the rear and one side thereof;

[22] Filed: **Aug. 14, 1998**

FIG. 4 is a side elevational view of an A-frame mobile cabin showing a side view of a fold-out deck;

[51] **LOC (6) Cl.** **12-10**

[52] **U.S. Cl.** **D12/103**

[58] **Field of Search** D12/102, 103,
D12/83; 296/171-176

FIG. 5 is a side elevational view of an A-frame mobile cabin as illustrated in FIG. 4 having a hinged tongue structure with cup and a deck in fold-up position; and,

[56] **References Cited**

U.S. PATENT DOCUMENTS

- D. 232,305 8/1974 Innes D12/103
- D. 263,818 4/1982 Porter D12/103
- D. 268,921 5/1983 Marshall D12/103

FIG. 6 is a front elevational view of an A-frame mobile cabin.

Primary Examiner—Melody N. Brown
Attorney, Agent, or Firm—H. Keith Hauger, Esq.


The sides shown in the drawings as well as the wood on the subject deck are shown in randomly-drawn jagged lines and are for illustrative purposes only having no regular or set pattern.

The broken lines are shown for illustrative purposes only and form no part of the claimed design.

[57] **CLAIM**

The ornamental design for an A-frame mobile cabin, showing my new design.

1 Claim, 3 Drawing Sheets






FIG. 1




FIG. 2




FIG. 3

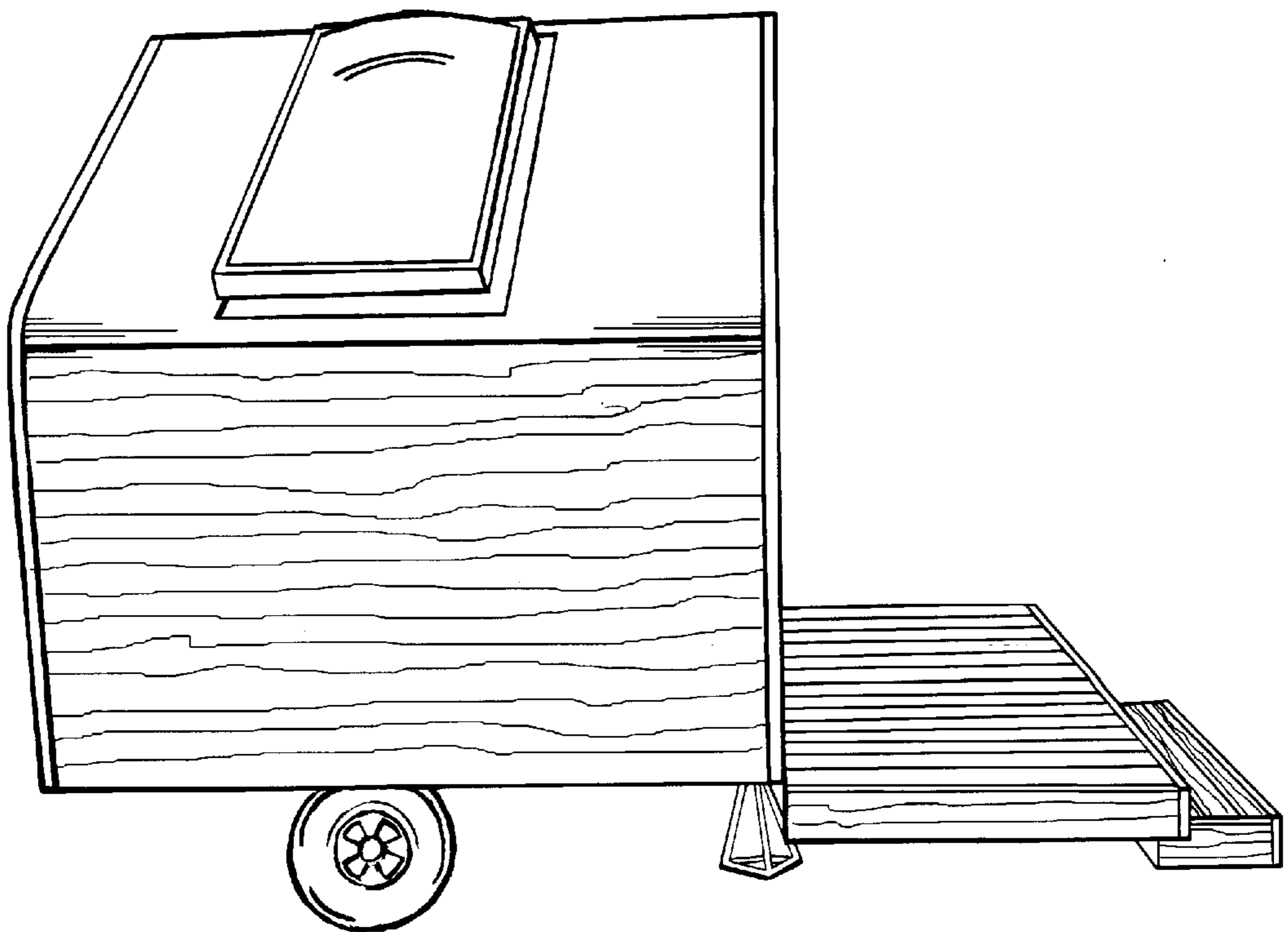


FIG. 4

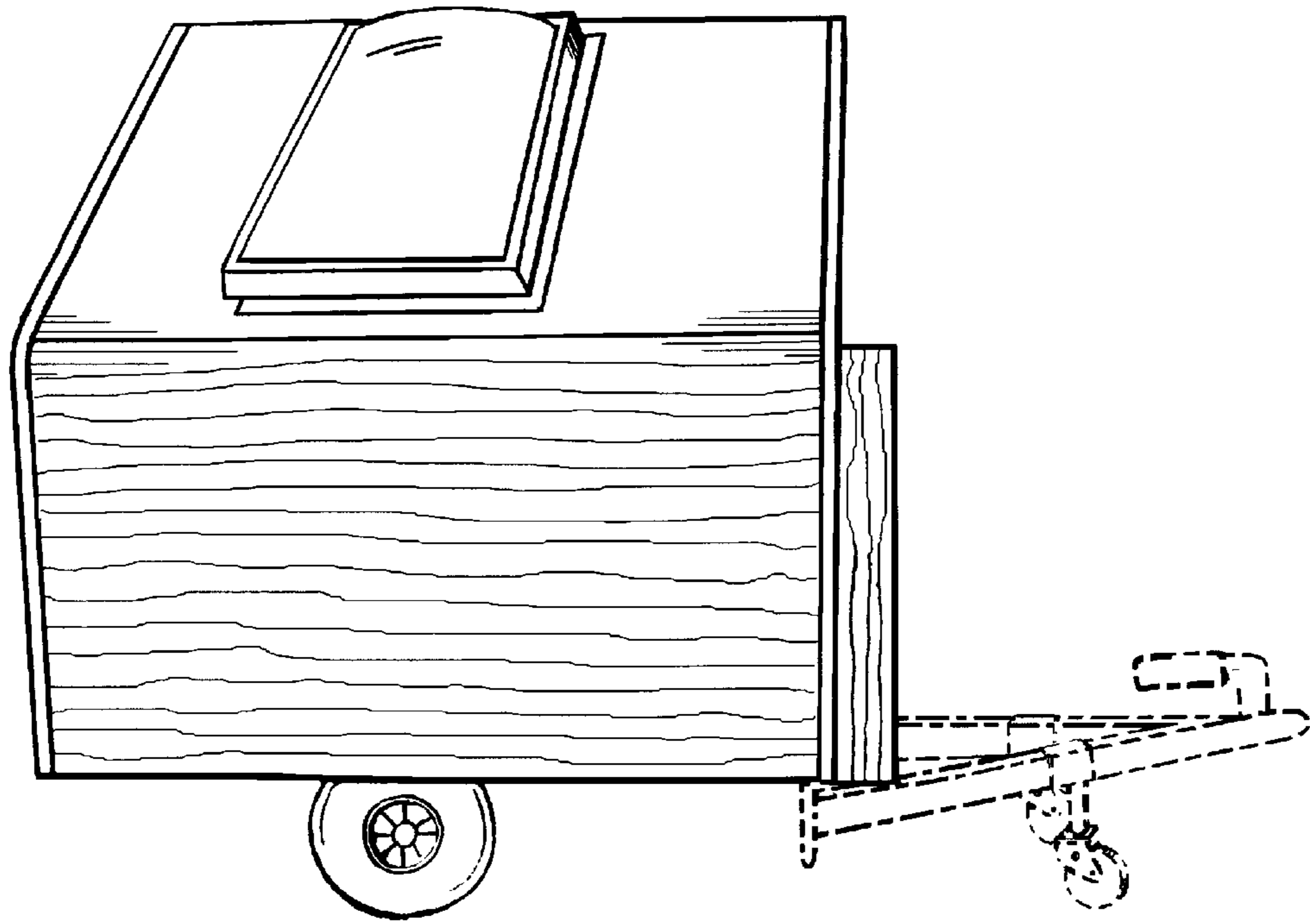


FIG. 5




FIG. 6