



US00D415062S

United States Patent [19] Wolf

[11] Patent Number: Des. 415,062

[45] Date of Patent: ** Oct. 12, 1999

[54] JEWELRY ARRANGEMENT

[76] Inventor: Steven J. Wolf, 161 E. 79th St., New York, N.Y. 10021

[**] Term: 14 Years

[21] Appl. No.: 29/092,153

[22] Filed: Aug. 13, 1998

[51] LOC (6) Cl. 11-01

[52] U.S. Cl. D11/90

[58] Field of Search D11/1, 2, 26-29, D11/89, 90; 63/32, 1.1-36

D. 392,589	3/1998	Bachar	D11/90
2,207,869	7/1940	Monnier	63/32
2,907,187	10/1959	Karp et al.	63/28
3,394,692	7/1968	Sirakian	125/30.01
5,072,601	12/1991	Slowinski	63/28
5,533,364	7/1996	Freilich	63/32

FOREIGN PATENT DOCUMENTS

859.885	12/1940	France	.
1.120.076	6/1956	France	.

Primary Examiner—Ralf Seifert
Attorney, Agent, or Firm—Panitch Schwarze Jacobs & Nadel, P.C.

[56] References Cited

U.S. PATENT DOCUMENTS

D. 48,499	2/1916	Robbins	.
D. 65,193	7/1924	Leveridge D11/90
D. 196,868	11/1963	Nagy D45/1
D. 334,154	3/1993	Benderly D11/90
D. 338,851	8/1993	D'Haene D11/90
D. 372,883	8/1996	Adler D11/89
D. 373,971	9/1996	Katz D11/90
D. 384,593	10/1997	Katz D11/90
D. 388,015	12/1997	Itzkowitz D11/90
D. 389,087	1/1998	Kattan D11/90

[57] CLAIM

The ornamental design for a jewelry arrangement, as shown and described.

DESCRIPTION

FIG. 1 is a top plan view of a jewelry arrangement showing my new design;
FIG. 2 is a bottom plan view; and,
FIG. 3 is a front elevational view, the rear elevational view being the same.

1 Claim, 1 Drawing Sheet




FIG. 1




FIG. 2

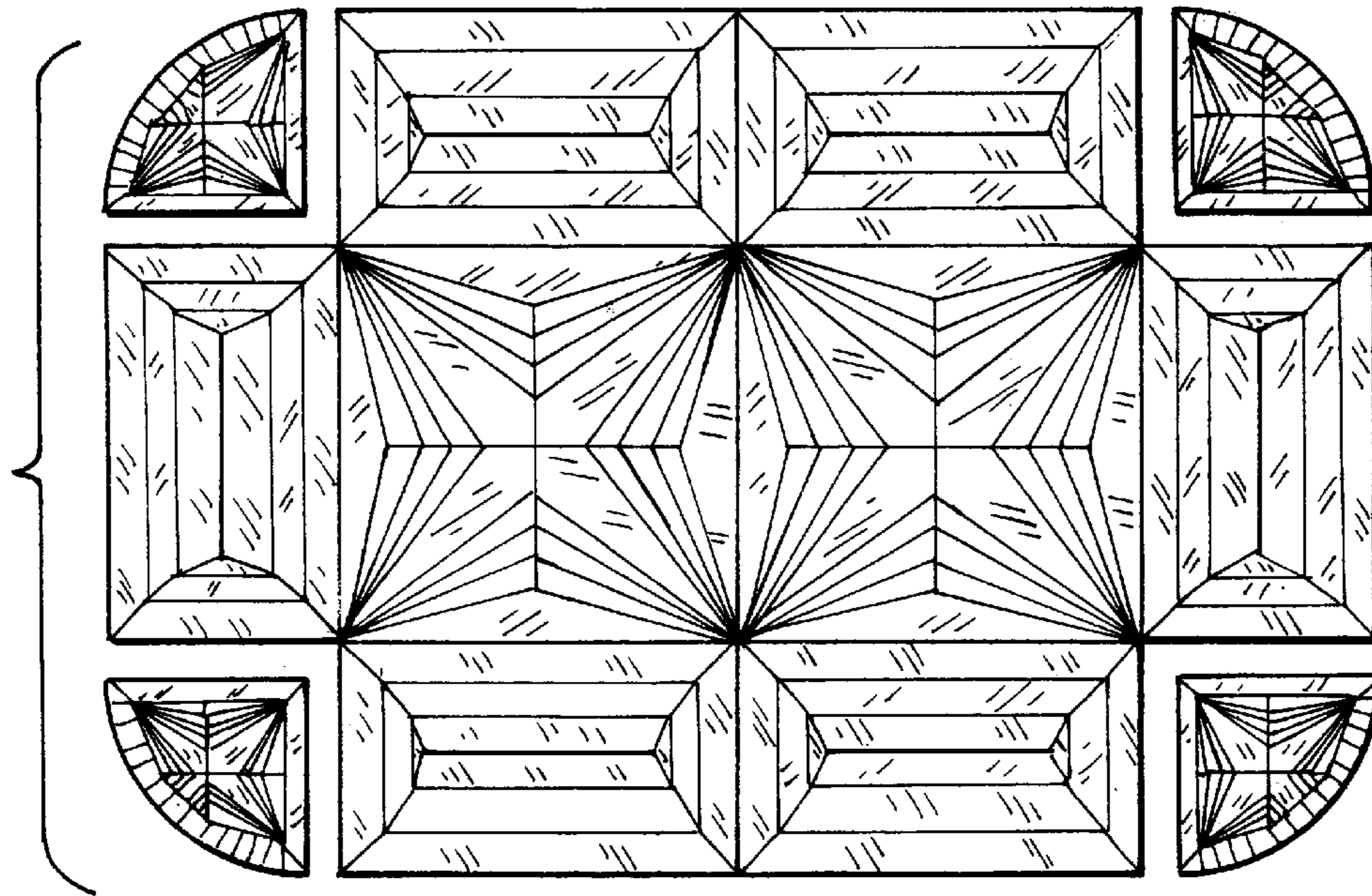


FIG. 3

