



US00D415050S

# United States Patent [19]

Kurata et al.

[11] Patent Number: **Des. 415,050**

[45] Date of Patent: **\*\* Oct. 12, 1999**

[54] SCALE

[75] Inventors: **Soji Kurata**, Tsurugashima; **Tomihiro Kaneko**, Tokyo, both of Japan

[73] Assignee: **Tanita Corporation**, Tokyo, Japan

[\*\*] Term: **14 Years**

[21] Appl. No.: **29/092,389**

[22] Filed: **Aug. 18, 1998**

### [30] Foreign Application Priority Data

Mar. 12, 1998 [JP] Japan ..... 10-6662

[51] LOC (6) Cl. .... **10-04**

[52] U.S. Cl. .... **D10/92**

[58] Field of Search ..... D10/92; 177/238-245

### [56] References Cited

#### U.S. PATENT DOCUMENTS

D. 331,886 12/1992 Mattei ..... D10/92

D. 377,153 1/1997 Andrieu ..... D10/92  
5,613,304 3/1997 Lin ..... 177/245 X

*Primary Examiner*—Antoine Duval Davis  
*Attorney, Agent, or Firm*—Evenson, McKeown, Edwards & Lenahan, PLLC

### [57] CLAIM

The ornamental design for a scale, as shown.

### DESCRIPTION

FIG. 1 is a perspective view from the upper front side of the scale embodying our new design;  
FIG. 2 is a perspective view from the upper rear side thereof;  
FIG. 3 is a top plan view thereof;  
FIG. 4 is a front elevational view thereof;  
FIG. 5 is a rear elevational view thereof;  
FIG. 6 is a left side elevational view thereof;  
FIG. 7 is a right side elevational view thereof; and,  
FIG. 8 is a bottom plan view thereof.

**1 Claim, 3 Drawing Sheets**





FIG. 1



FIG. 2





FIG. 3



FIG. 4




FIG. 5




FIG. 6




FIG. 7




FIG. 8

