



US00D415039S

United States Patent [19] Strasser

[11] **Patent Number: Des. 415,039**

[45] **Date of Patent: ** Oct. 12, 1999**

[54] **WATCH-CASE**

D. 395,403 6/1998 Hyser D1/30
2,225,474 12/1940 Guild .

[76] Inventor: **Florian Strasser**, Breitenstrasse 5, 2554
Meinisberg, Switzerland

OTHER PUBLICATIONS

Swiss Watch & Jewelry Journal—Feb. 1982 –p251—Watch
at Left.

[**] Term: **14 Years**

Primary Examiner—Nelson C. Holtje

[21] Appl. No.: **29/092,015**

[22] Filed: **Aug. 11, 1998**

[57] **CLAIM**

[51] **LOC (6) Cl. 10-02**

The ornamental design for a watch-case, as shown.

[52] **U.S. Cl. D10/30; D10/39**

DESCRIPTION

[58] **Field of Search** D10/1-40, 122-132;
368/280-282, 276-277, 285

FIG. 1 is a perspective view of a watch case showing my
new design.

[56] **References Cited**

U.S. PATENT DOCUMENTS

- D. 217,012 3/1970 Cowan .
- D. 284,642 7/1986 Kabaya D10/38
- D. 295,264 4/1988 Takeichi D10/30
- D. 302,131 7/1989 Woomer D10/39
- D. 387,674 12/1997 Papiernik D10/30
- D. 390,479 2/1998 Branys D10/39

FIG. 2 is a front elevational view thereof

FIG. 3 is a rear elevational view thereof;


FIG. 4 is a right side elevational view thereof

FIG. 5 is a left side elevational view thereof

FIG. 6 is a top plan view thereof; and,

FIG. 7 is a bottom plan view thereof.

1 Claim, 2 Drawing Sheets






FIG. 1

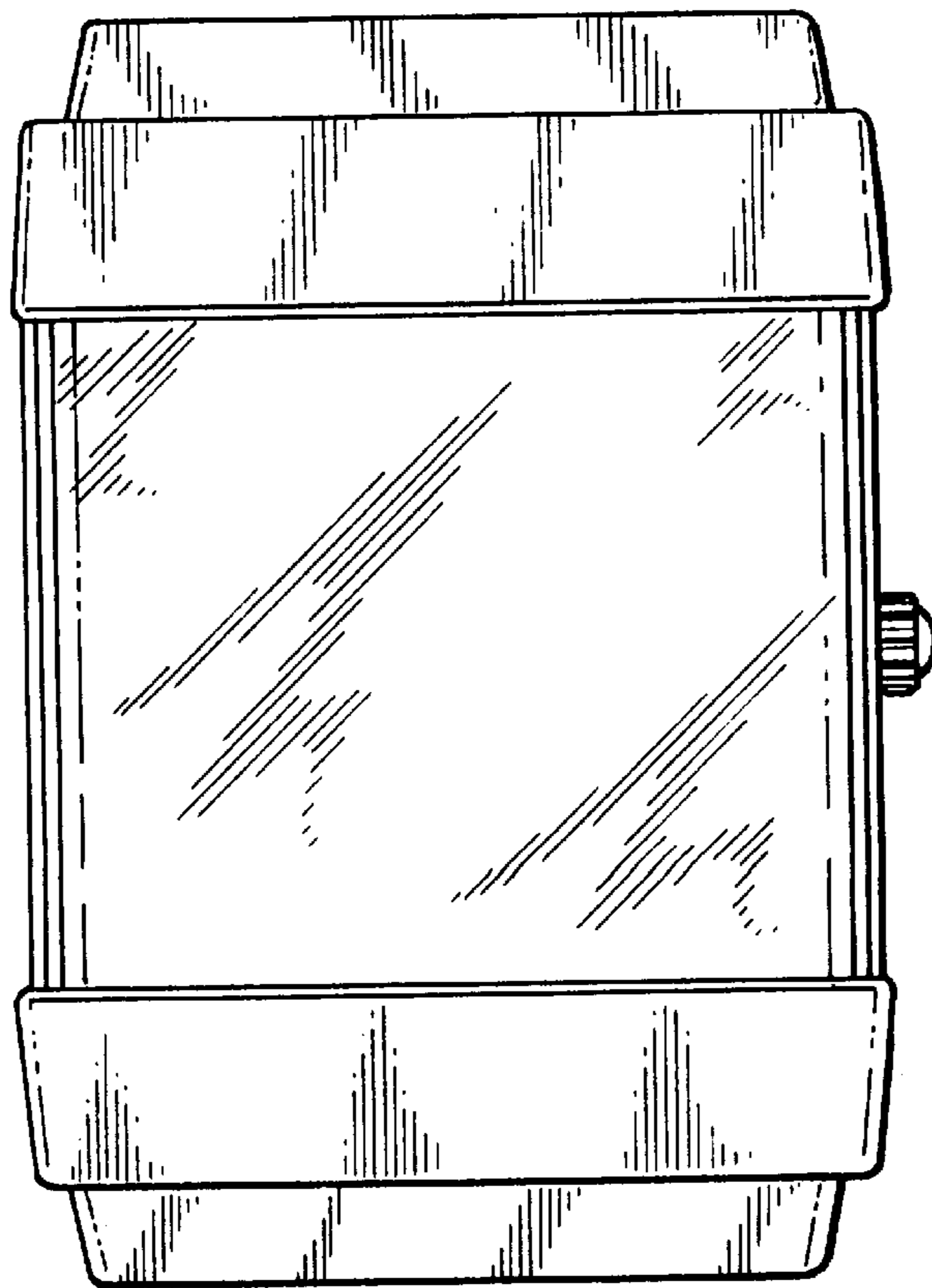


FIG. 2

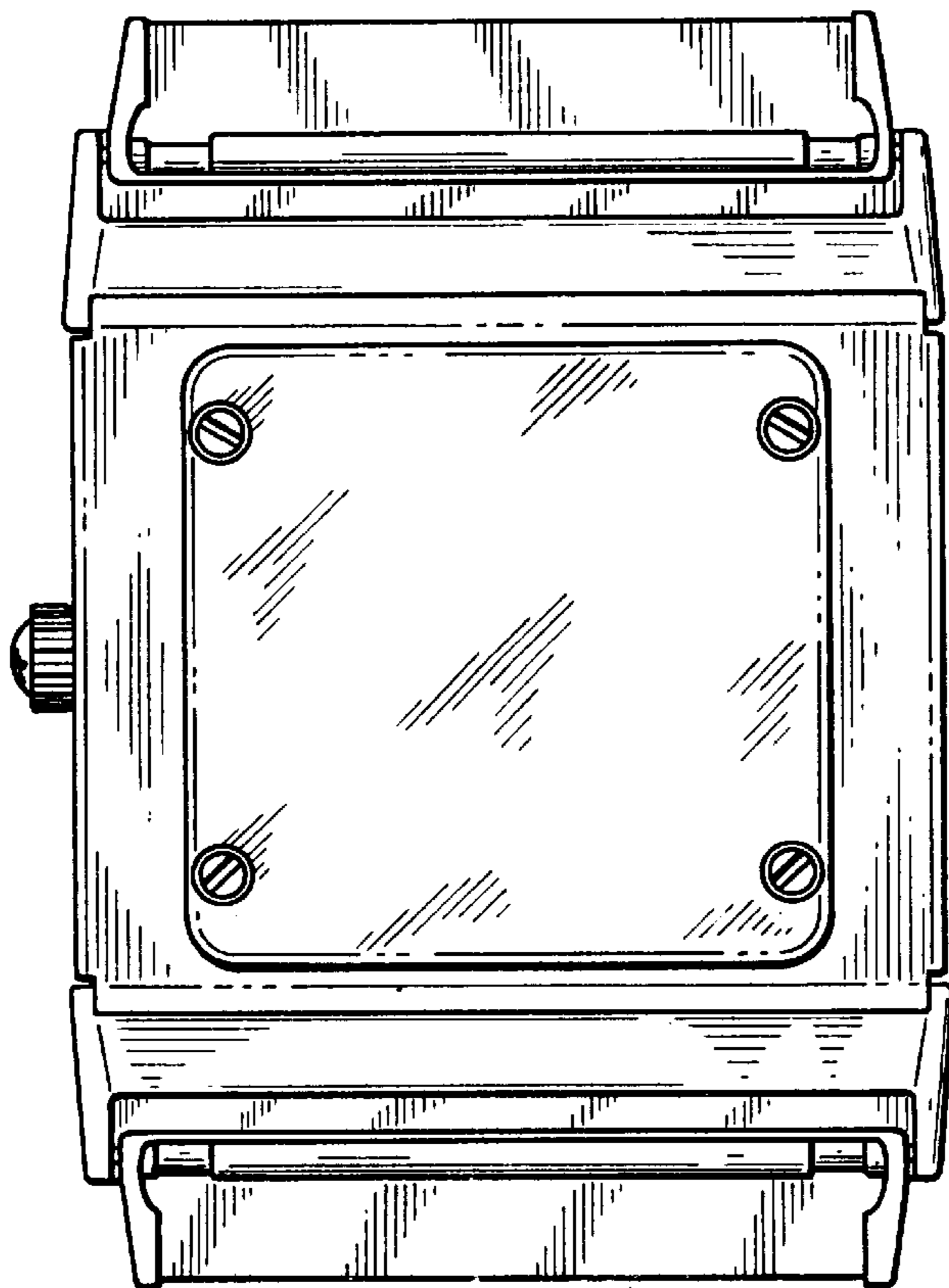


FIG. 3

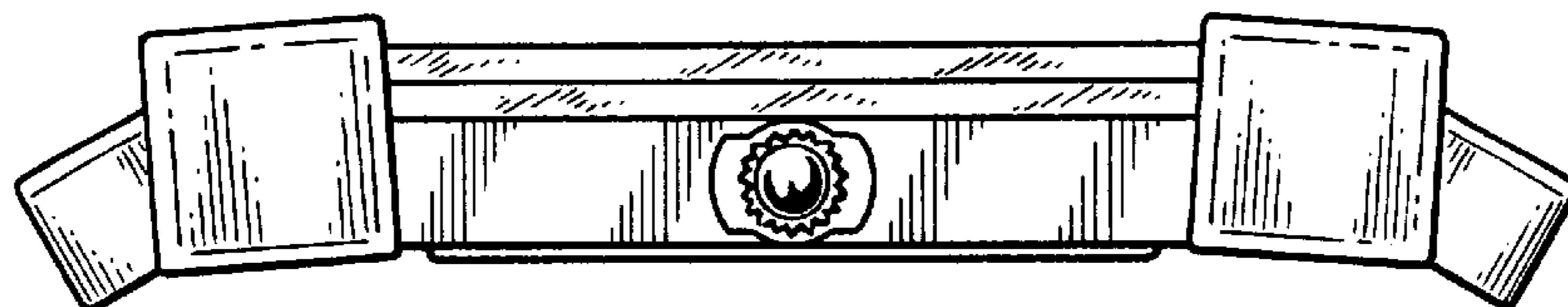


FIG. 4

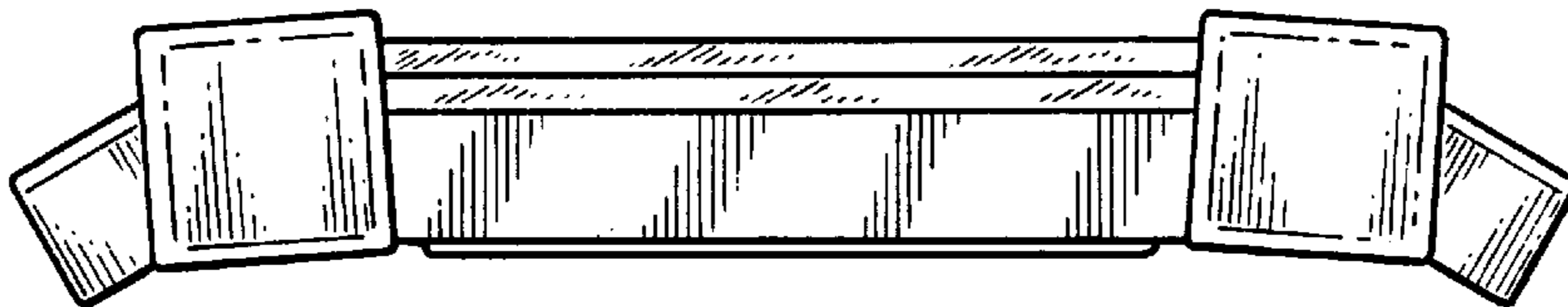


FIG. 5




FIG. 6




FIG. 7