



US00D415020S

**United States Patent** [19]  
**Hutchinson et al.**

[11] **Patent Number: Des. 415,020**

[45] **Date of Patent: \*\* Oct. 12, 1999**

[54] **DISPENSER**

[75] Inventors: **Wendi Hutchinson; Janet Ray Stoddard**, both of Chicago, Ill.; **Martin Christopher Bunce; Alexander James Peacop**, both of Marlborough, United Kingdom

[73] Assignee: **Unilever Home & Personal Care USA**, Chicago, Ill.

[\*\*] Term: **14 Years**

[21] Appl. No.: **29/096,795**

[22] Filed: **Nov. 20, 1998**

[51] **LOC (6) Cl.** ..... **09-01**

[52] **U.S. Cl.** ..... **D9/338**

[58] **Field of Search** ..... D9/337-338, 434-435, D9/440, 443-445; 401/49, 55, 57, 75, 88-90, 148, 171-176, 202, 243, 246, 266

[56] **References Cited**

**U.S. PATENT DOCUMENTS**

D. 331,534	12/1992	Thompson et al. ....	D9/338
D. 378,733	4/1997	Asaff et al. ....	D9/337
D. 408,736	4/1999	Wilson et al. ....	D9/338
4,782,983	11/1988	Cook .....	401/172
5,813,784	9/1998	Durliat .....	401/88
5,833,382	11/1998	Jenks et al. ....	401/176

**OTHER PUBLICATIONS**

“Glamour Magazine”, Procter & Gamble, ad for “Secret Ultra Dry Antiperspirant & Deoderant”, bottop right of p. 155, Mar. 1995.

“U.S. Magazine”, ad for “Arrid Extra Extra Dry XX Deoderant”, Sep. 1994.

Reheis Chemical Co, Division of Armour Pharmaceutical Co, D&CI, Jun. 1977.

U.S. copending application No. 29/096,830, Hutchinson et al., filed Nov. 20, 1998, Dispenser.

U.S. copending application No. 29/096,796, Hutchinson et al., filed Nov. 20, 1998, Dispenser.

U.S. copending application No. 29/096,798, Hutchinson et al., filed Nov. 20, 1998, Dispenser.

*Primary Examiner*—Ted Shooman

*Assistant Examiner*—Carol Rademaker

*Attorney, Agent, or Firm*—Matthew Boxer

[57] **CLAIM**

The ornamental design for a dispenser, as shown and described.

**DESCRIPTION**

FIG. 1 is a left side perspective view of our new design, the right side perspective view being the same;

FIG. 2 is a front elevational view thereof, the rear elevational view being the same;

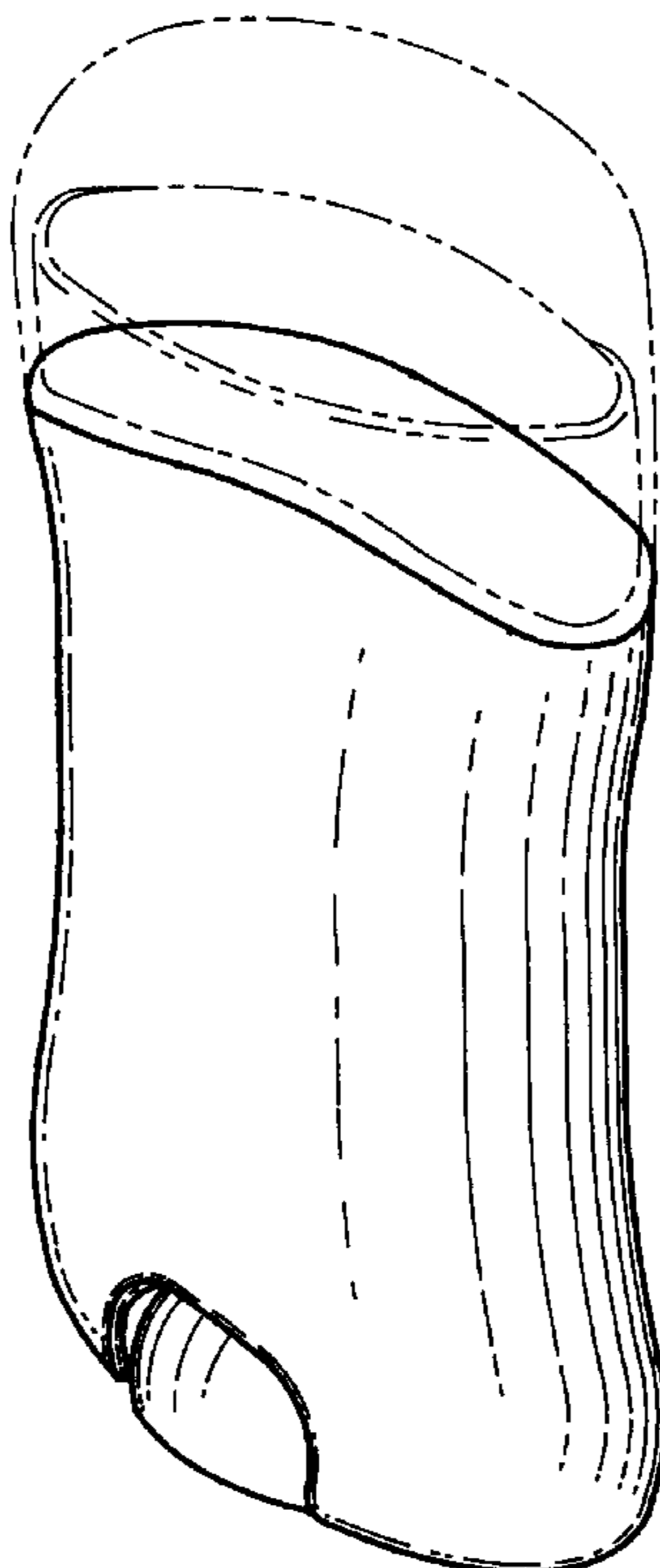
FIG. 3 is a left side view, the right side view being the same;

FIG. 4 is a bottom plan view thereof; and,

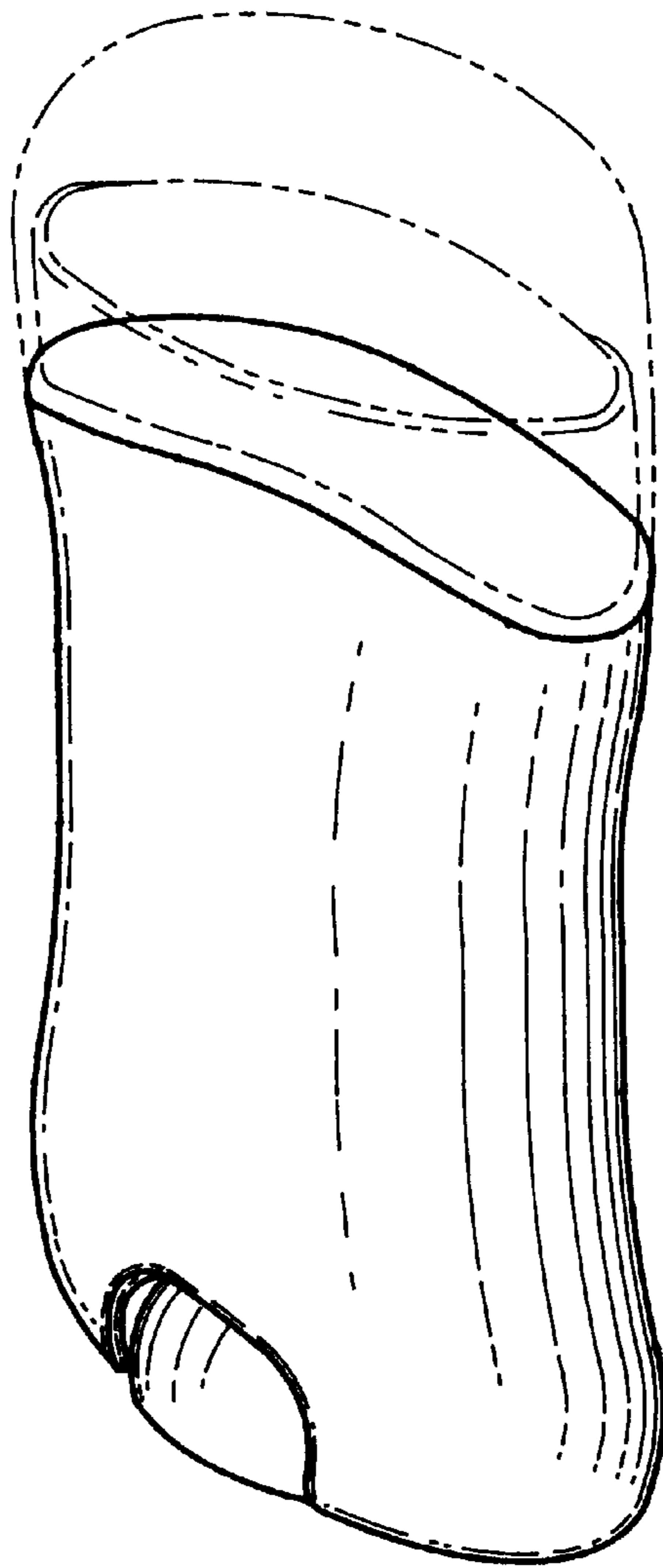
FIG. 5 is a top plan view thereof.

The broken lines showing the dispenser cap, and the outer open end of the dispenser are for illustrative purposes only and do not form part of the claimed design.

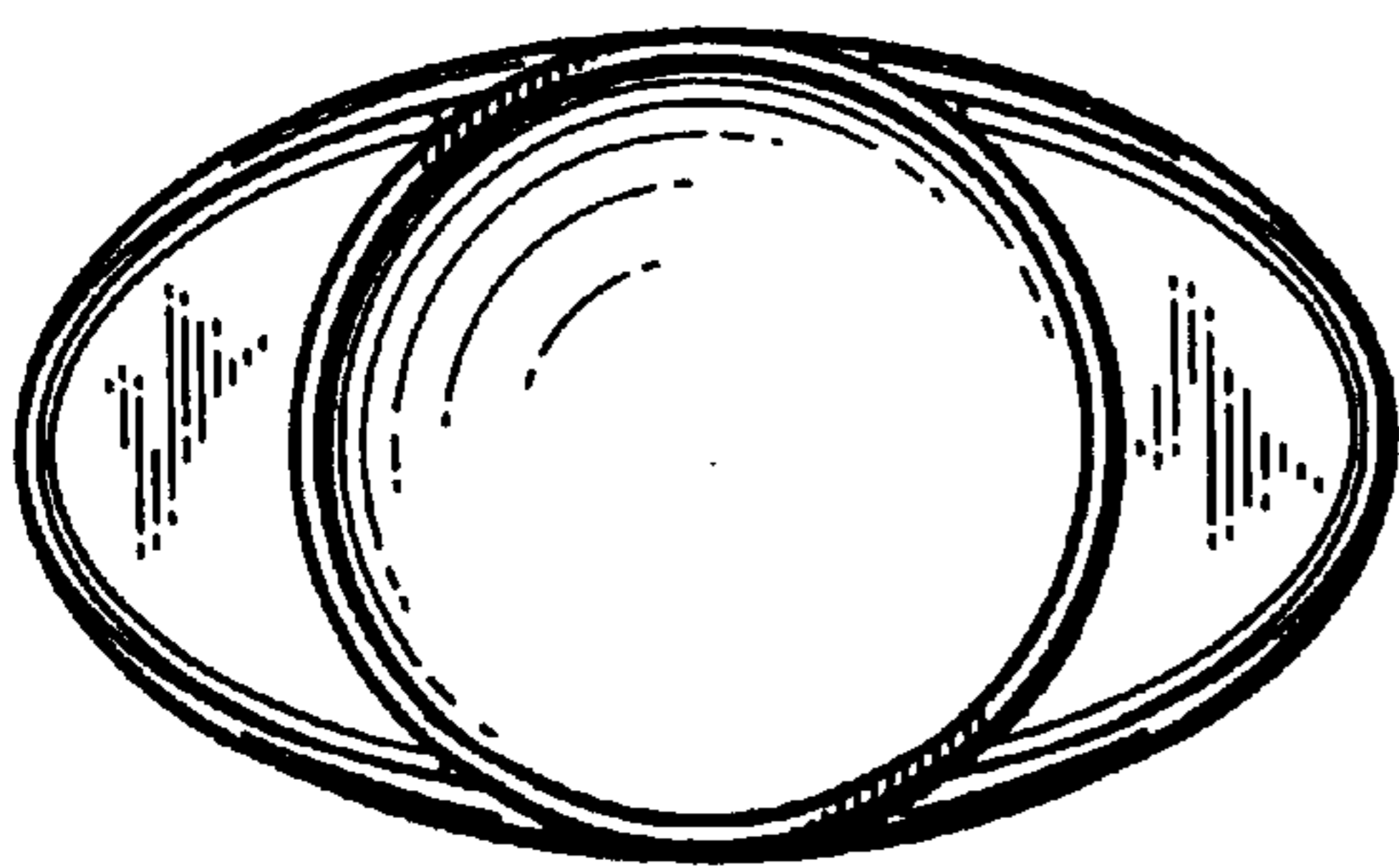
**1 Claim, 2 Drawing Sheets**



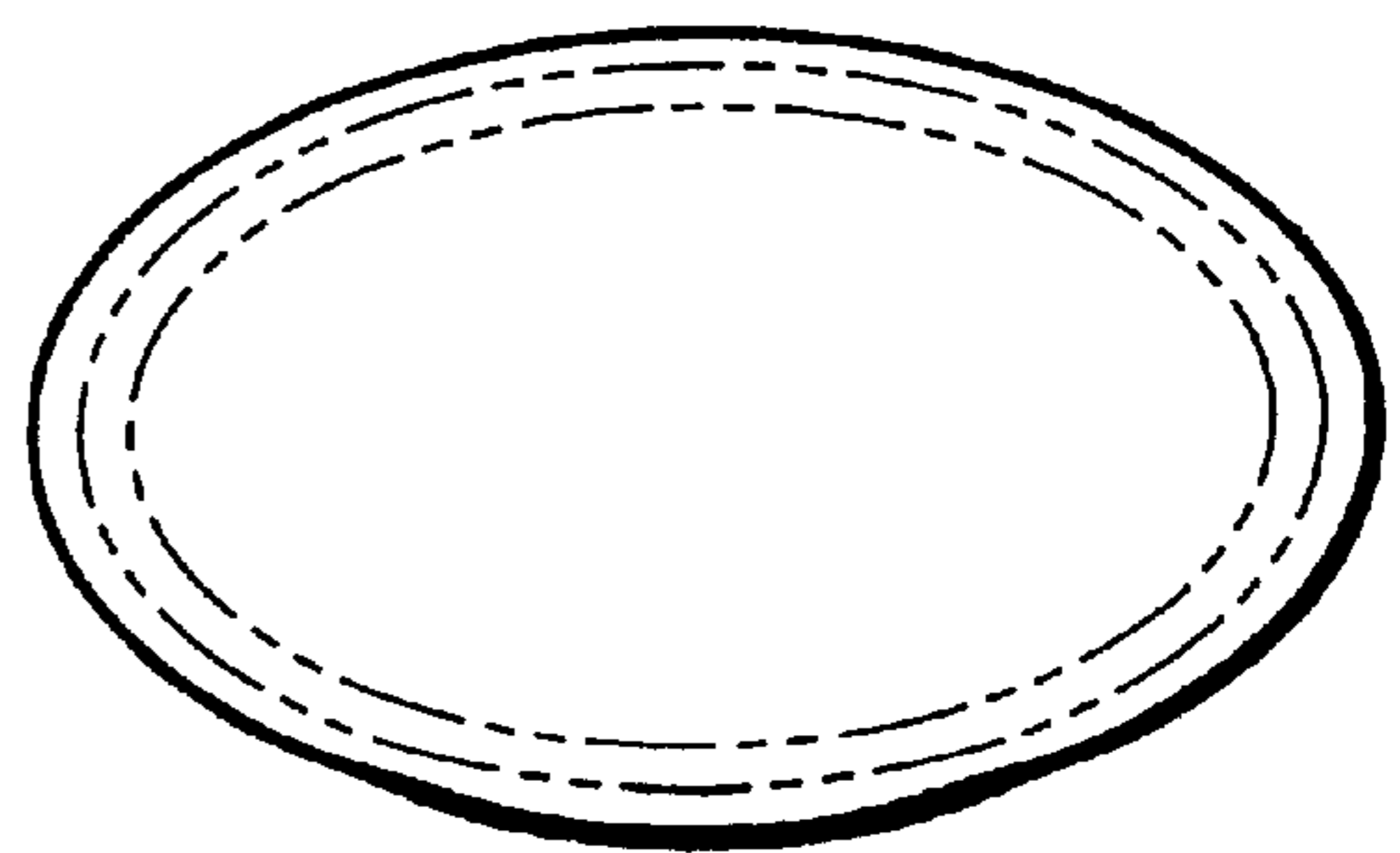
**FIG. 1**



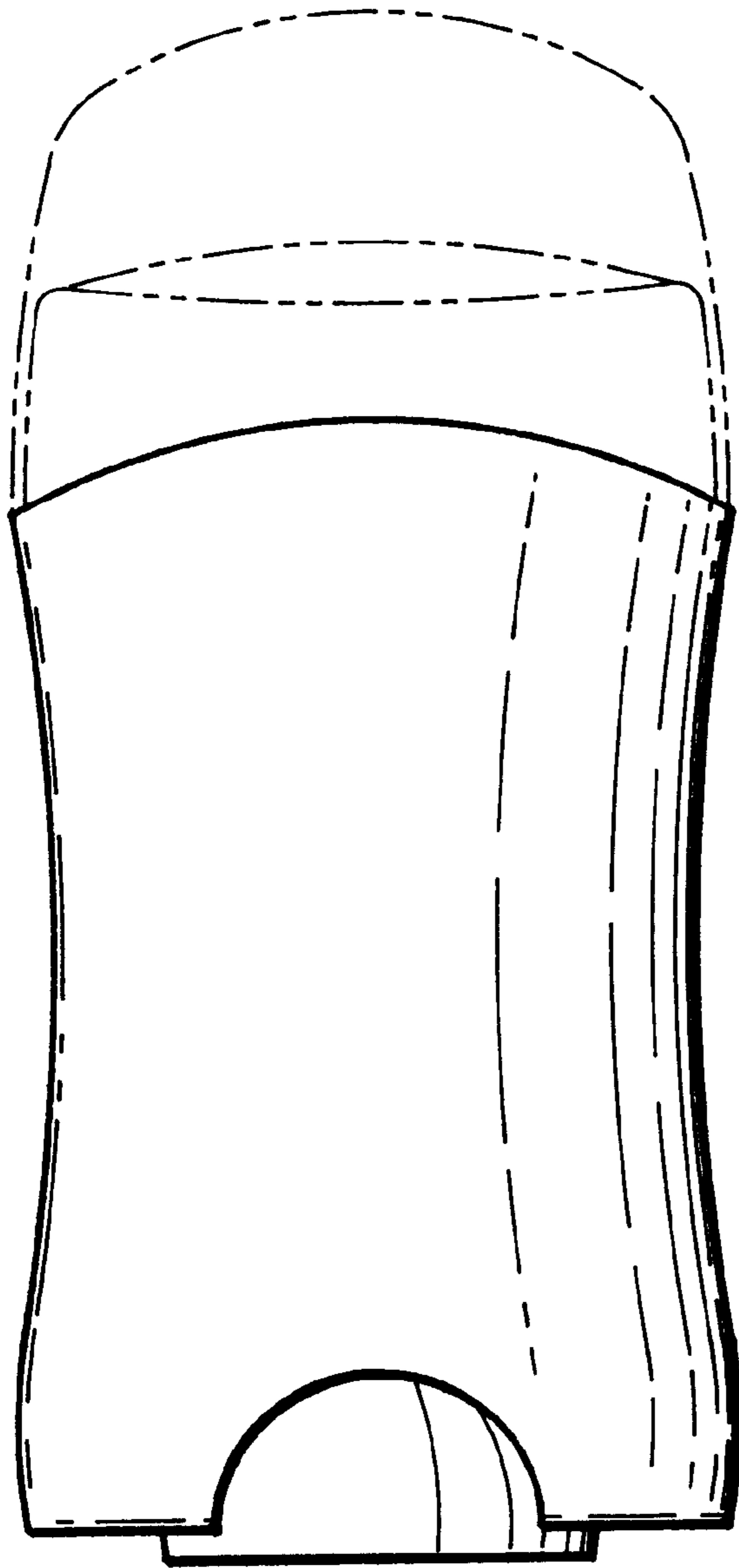
**FIG. 4**



**FIG. 5**



*FIG. 2*



*FIG. 3*

