



US00D415018S

# United States Patent [19] Uhler

[11] **Patent Number: Des. 415,018**

[45] **Date of Patent: \*\* Oct. 12, 1999**

[54] **GROUND STAKE**

[75] Inventor: **George J. Uhler**, Wadsworth, Ohio

[73] Assignee: **The L. D. Kichler Co.**, Cleveland, Ohio

[\*\*] Term: **14 Years**

[21] Appl. No.: **29/077,491**

[22] Filed: **Oct. 2, 1997**

[51] **LOC (6) Cl.** ..... **08-01**

[52] **U.S. Cl.** ..... **D8/840; D21/840**

[58] **Field of Search** ..... **D8/1; D26/67; D21/840; 135/118; 248/156**

[56] **References Cited**

**U.S. PATENT DOCUMENTS**

- D. 325,870 5/1992 Niles ..... D8/398
- D. 346,036 4/1994 Garber .
- D. 359,570 6/1995 Garber .

- D. 360,961 8/1995 Czerlanis ..... D26/67
- D. 380,569 7/1997 Garber .
- 484,998 10/1892 Comstock ..... D21/840
- 2,712,864 7/1955 Clevett, Jr. .

*Primary Examiner*—Holly Baynham  
*Attorney, Agent, or Firm*—Watts, Hoffmann, Fisher & Heinke, Co., L. P. A.

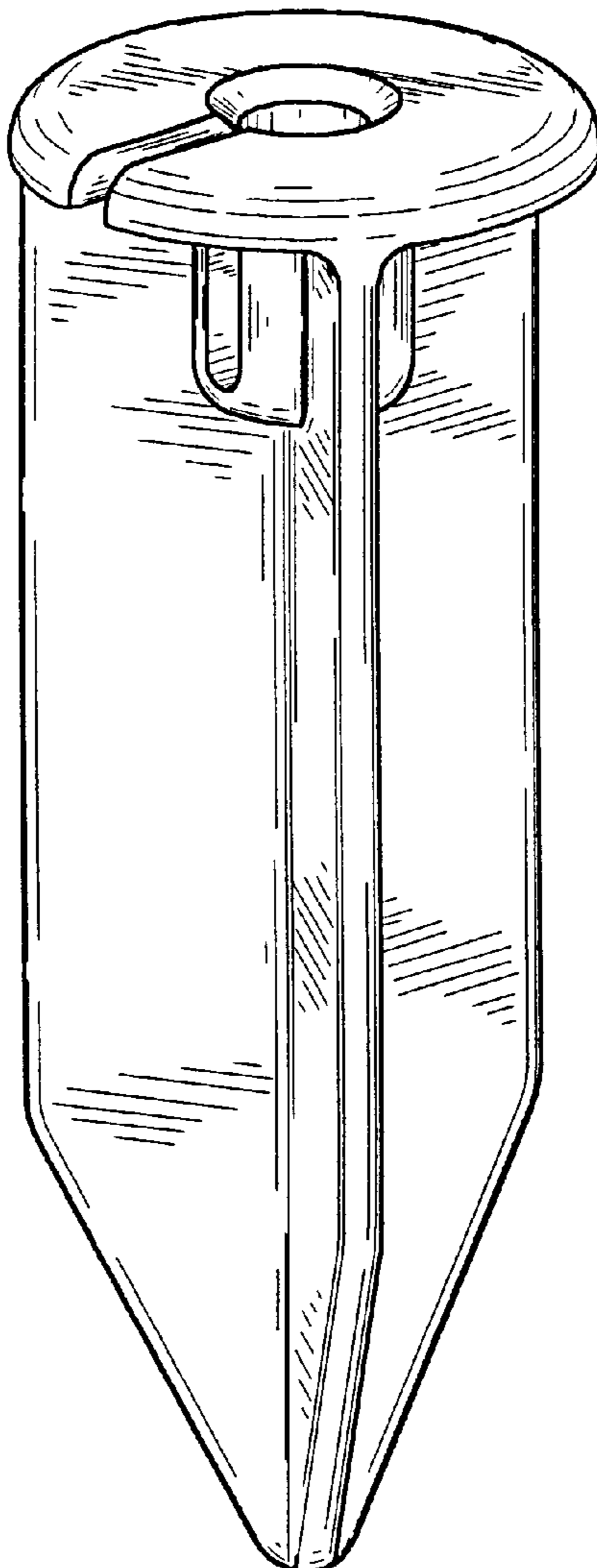
[57] **CLAIM**

I claim the ornamental design for a ground stake, as shown.

**DESCRIPTION**

FIG. 1 is a perspective view of the ground stake showing my new design;  
FIG. 2 is a front elevational view of the ground stake;  
FIG. 3 is a rear elevational view of the ground stake;  
FIG. 4 is a right side elevational view of the ground stake,  
FIG. 5 is a left side elevational view of the ground stake;  
FIG. 6 is a top plan view of the ground stake; and,  
FIG. 7 is a bottom plan view of the ground stake.

**1 Claim, 2 Drawing Sheets**






Fig.1

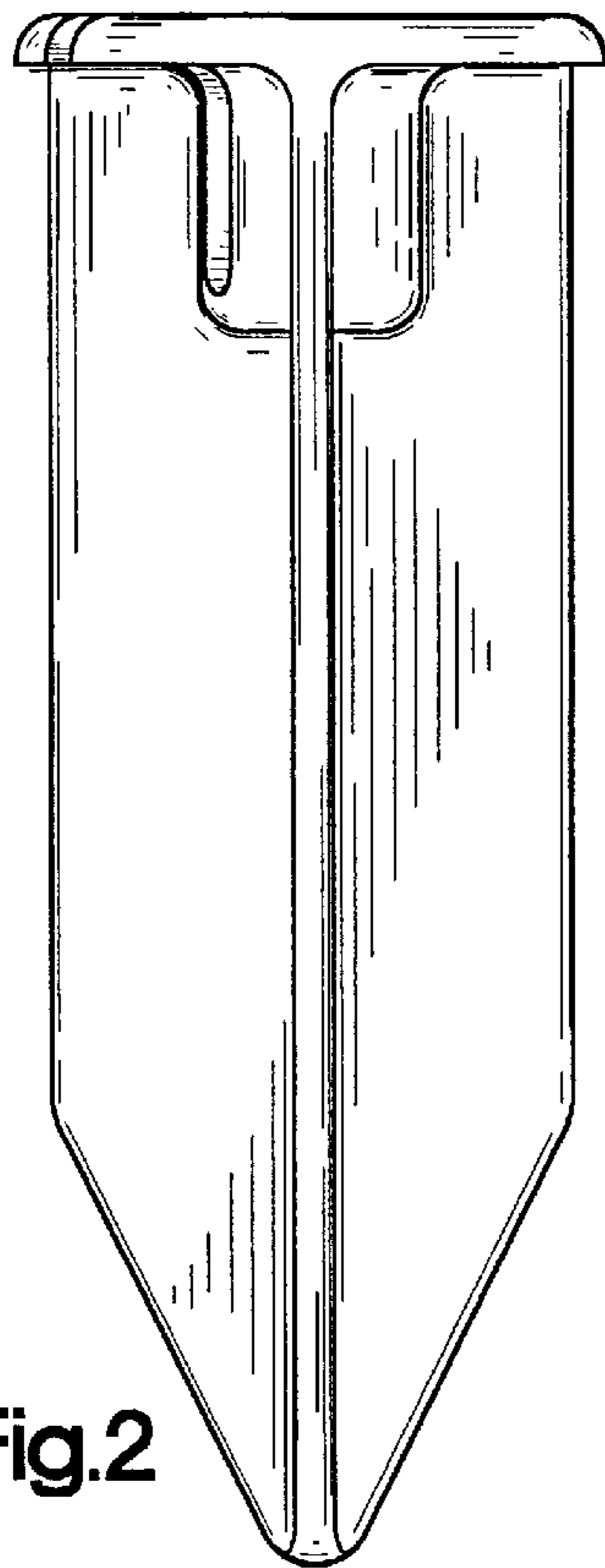


Fig.2




Fig.3




Fig.4




Fig.5

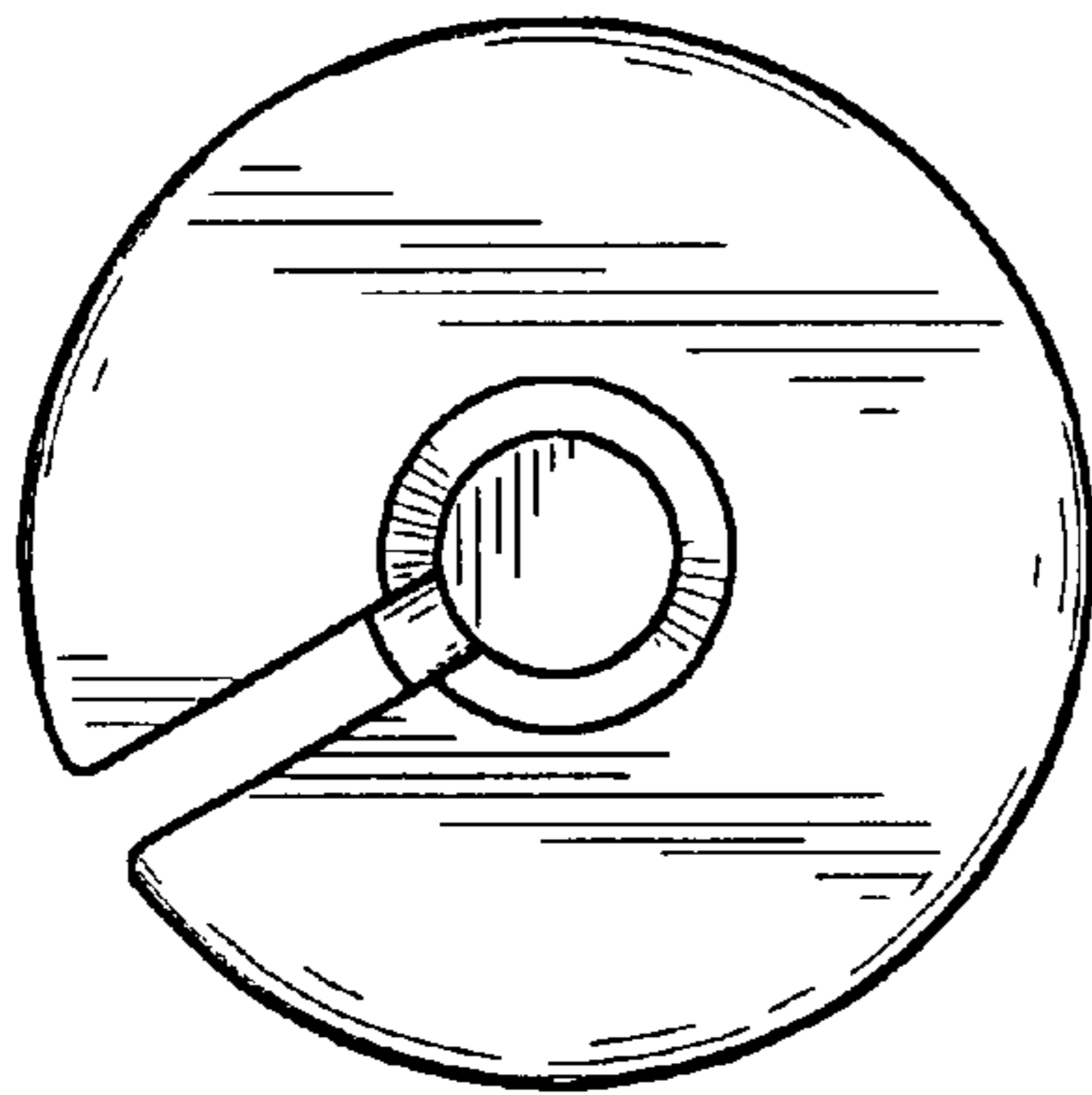


Fig.6




Fig.7