



US00D415015S

# United States Patent [19]

Pare et al.

[11] Patent Number: Des. 415,015

[45] Date of Patent: \*\* Oct. 12, 1999

[54] SHELF SUPPORT

[76] Inventors: **William A. Pare**, 7406 W. Colter, Glendale, Ariz. 85303; **Chandler H. McIver**, 1701 E. Myrna La., Tempe, Ariz. 85284

[\*\*] Term: 14 Years

[21] Appl. No.: 29/085,440

[22] Filed: Mar. 20, 1998

[51] LOC (6) Cl. .... 08-05

[52] U.S. Cl. .... D8/381

[58] Field of Search ..... D8/380-381; 248/235, 248/237, 239, 243, 247, 251

[56] **References Cited**

U.S. PATENT DOCUMENTS

- D. 23,223 4/1894 Randall ..... D8/381
- D. 39,572 9/1908 Kaiser ..... D8/381

- 1,339,482 5/1920 Sederburg ..... 248/237
- 4,372,425 2/1983 Murphy ..... D8/381 X
- 5,503,358 4/1996 Lapp ..... 248/235

Primary Examiner—Holly Baynham  
Attorney, Agent, or Firm—Cahill, Sutton & Thomas


[57] **CLAIM**

The ornamental design for a shelf support, as shown and described.

**DESCRIPTION**

FIG. 1 is a perspective view of a shelf support illustrating my new design;  
FIG. 2 is a right side elevational view thereof;  
FIG. 3 is a front view thereof;  
FIG. 4 is a rear view thereof;  
FIG. 5 is a top view thereof; and,  
FIG. 6 is a bottom view thereof.  
The left side view is identical to the right side view.

1 Claim, 1 Drawing Sheet






FIG. 1



FIG. 6



FIG. 4

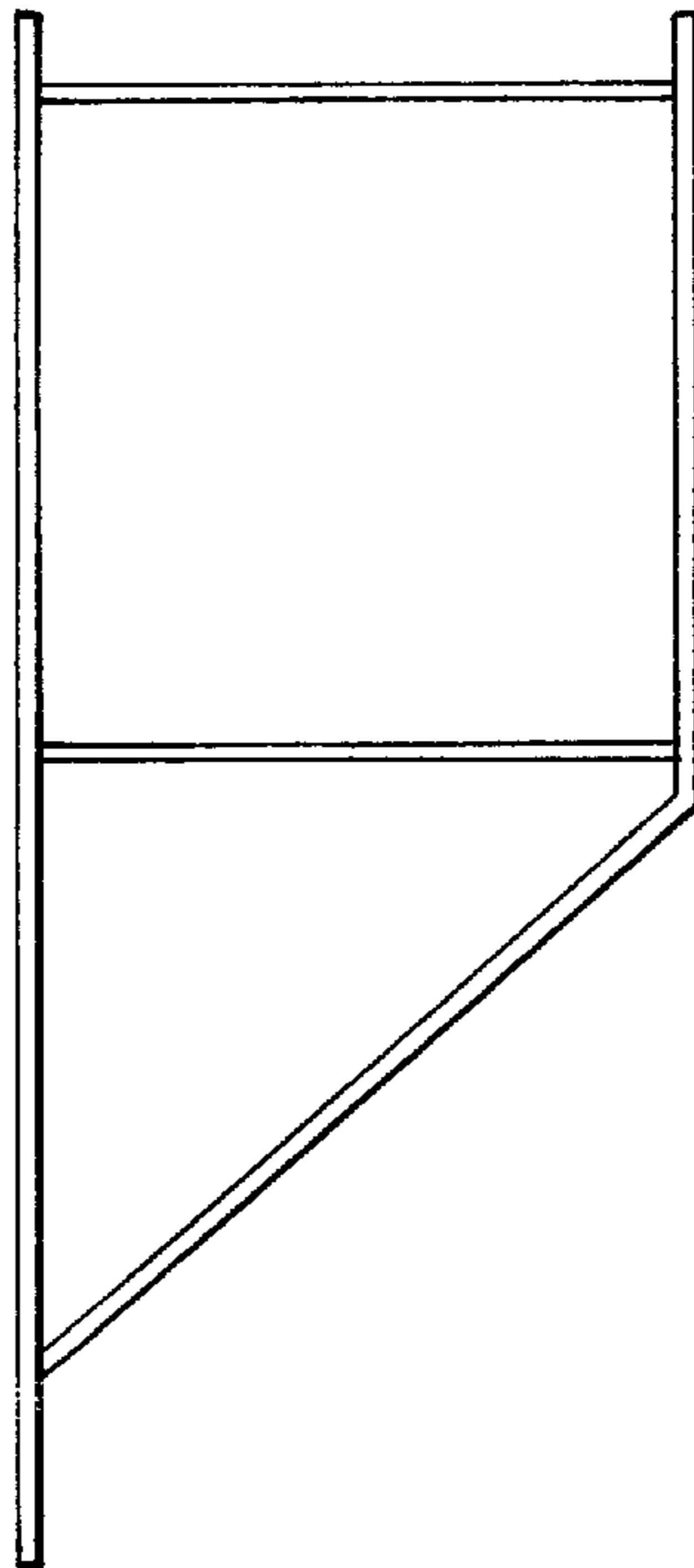


FIG. 2



FIG. 3



FIG. 5