



US00D415013S

United States Patent [19] Griffiths

[11] Patent Number: **Des. 415,013**

[45] Date of Patent: **** Oct. 12, 1999**

[54] **BACKPLATE FOR USE WITH A SCUBA TANK**

[76] Inventor: **John Griffiths**, 251 Tompkins Rd.,
Montgomery, N.Y. 12549

[**] Term: **14 Years**

[21] Appl. No.: **29/082,573**

[22] Filed: **Jan. 26, 1998**

3,033,431	5/1962	Henderson et al. .	
3,219,242	11/1965	Reilly et al. .	
3,774,825	11/1973	Schone et al. .	
3,780,972	12/1973	Broderson	248/313
3,957,183	5/1976	Gadberry .	
4,310,110	1/1982	Dexter .	
4,690,314	9/1987	Faulconer et al. .	
4,889,306	12/1989	Boucher .	

Primary Examiner—Robin V. Taylor
Attorney, Agent, or Firm—Nims Howes Collison Hansen &
Lackert

Related U.S. Application Data

[62] Division of application No. 08/596,485, Feb. 5, 1996, abandoned.

[51] **LOC (6) Cl.** **08-05**

[52] **U.S. Cl.** **D8/354**

[58] **Field of Search** D23/206, 200;
D24/110; D8/354, 349, 373; 248/313; 405/186

References Cited

U.S. PATENT DOCUMENTS

D. 319,778	9/1991	Siaylek	D8/373
D. 342,666	12/1993	DePeck	D8/373
2,943,775	7/1960	Mack .	

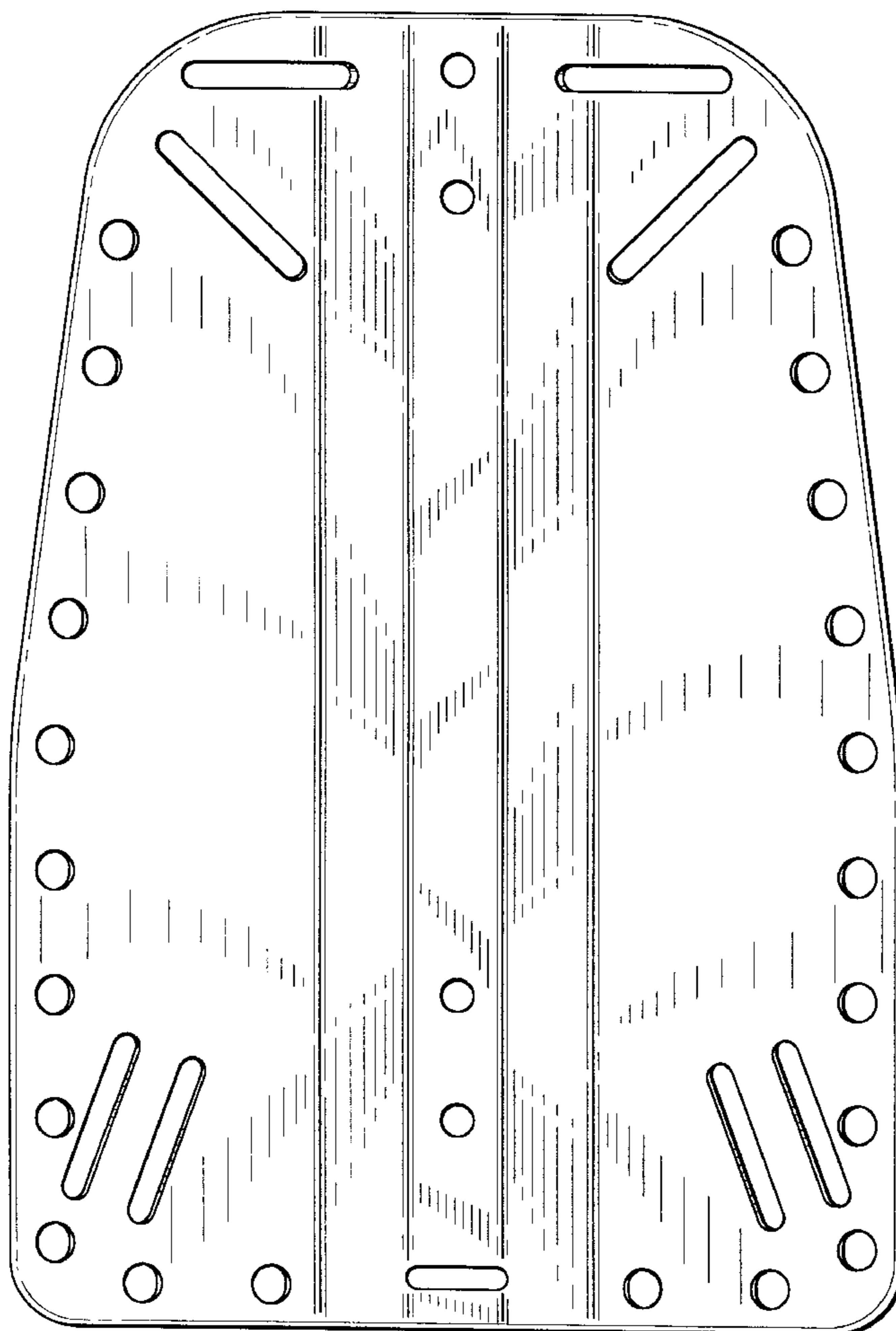
[57] CLAIM

The ornamental design for a backplate for use with scuba tank, as shown and described.

DESCRIPTION

FIG. 1 is a plan view of a backplate for use with a scuba tank, showing mynew design;
FIG. 2 is a right side view thereof, the left side being a mirror image thereof;
FIG. 3 is a bottom view thereof;
FIG. 4 is a rear view thereof; and,
FIG. 5 is a top view thereof.

1 Claim, 2 Drawing Sheets



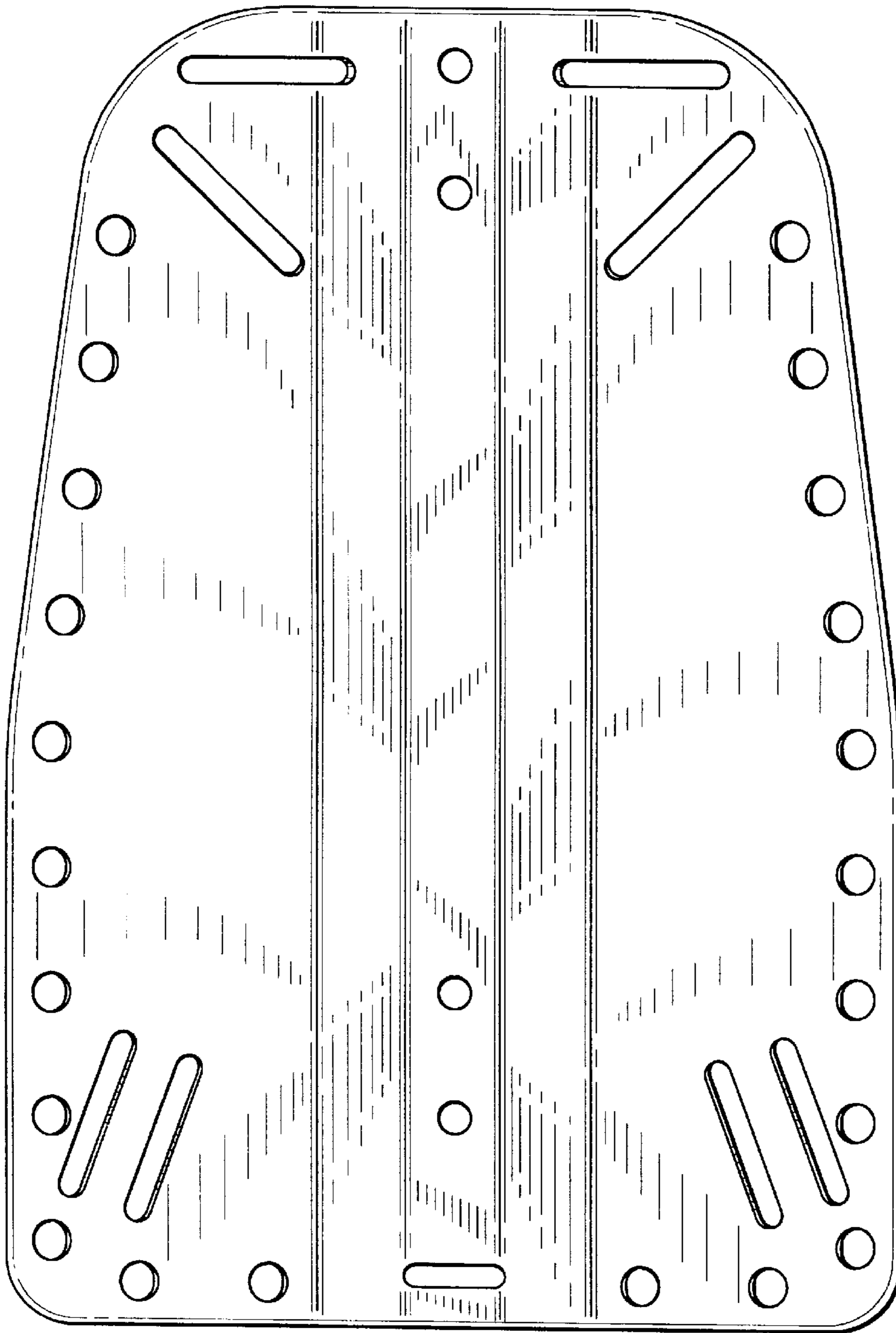


FIG. 1

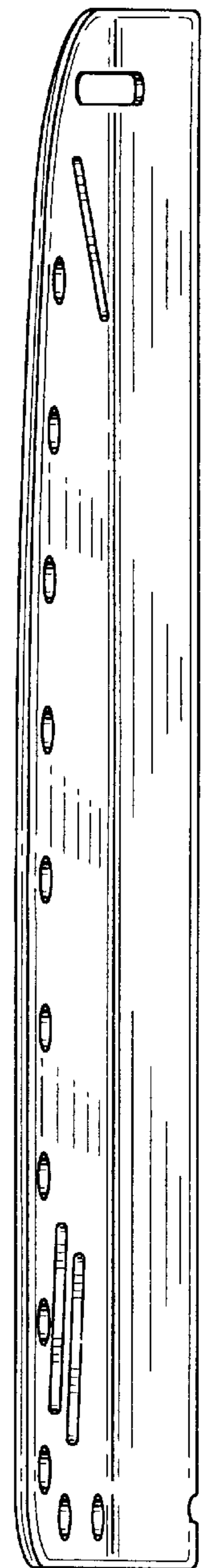


FIG. 2

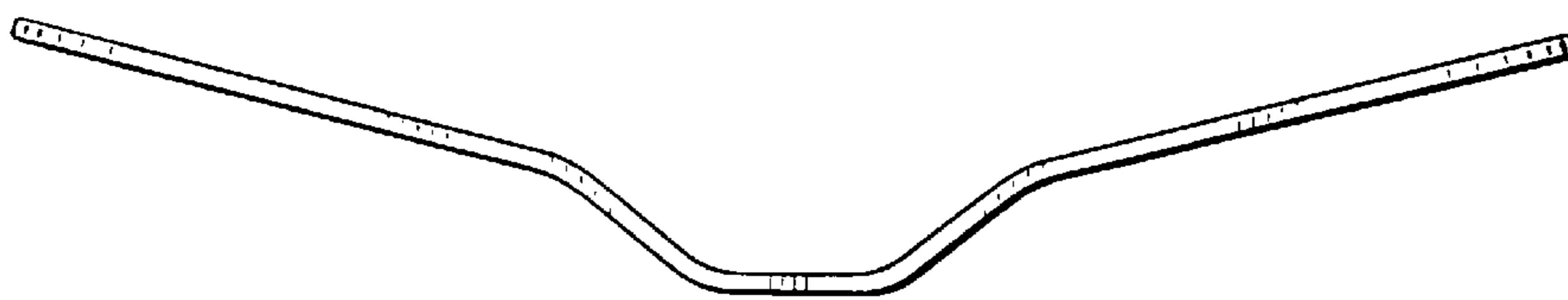


FIG. 3

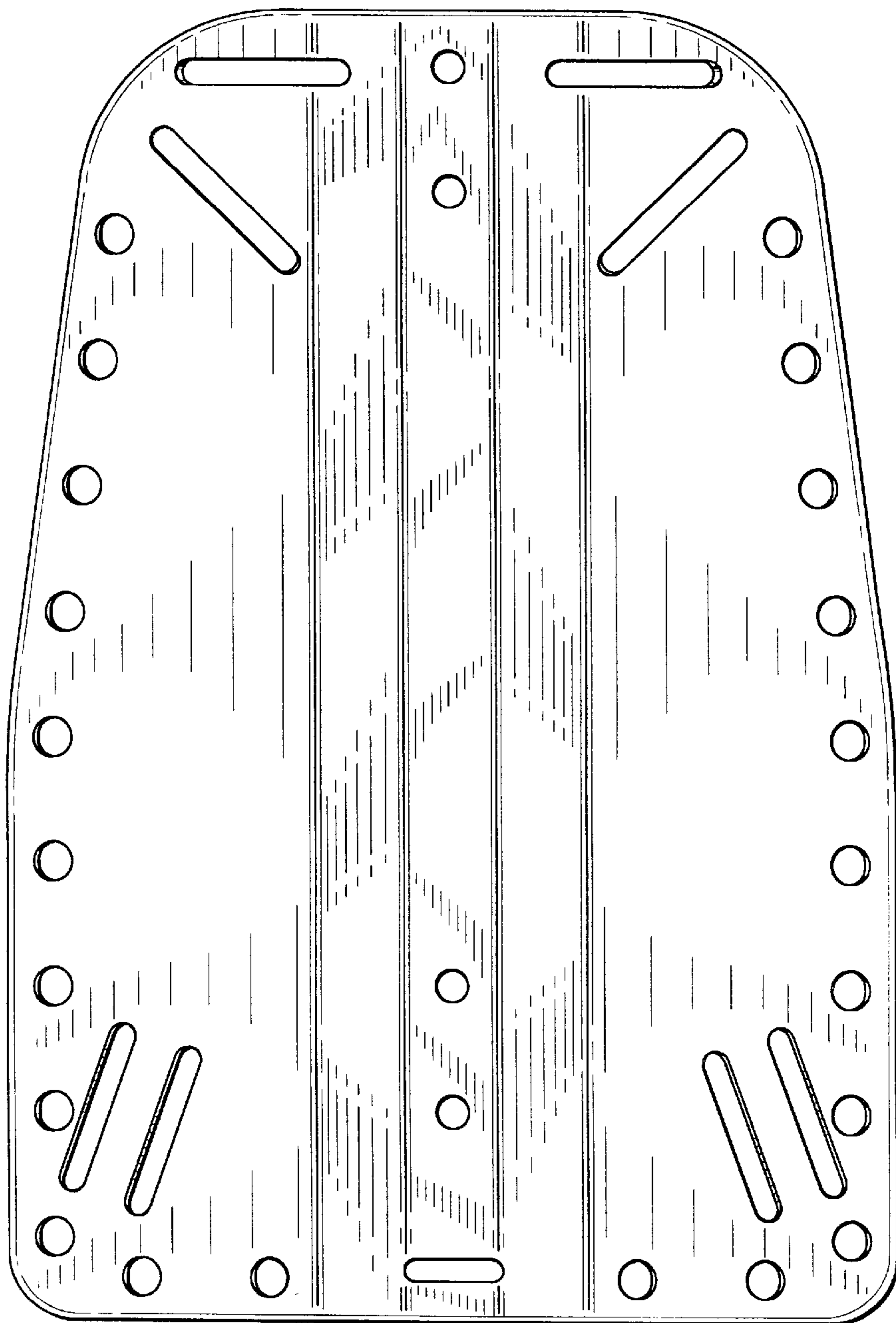


FIG. 4

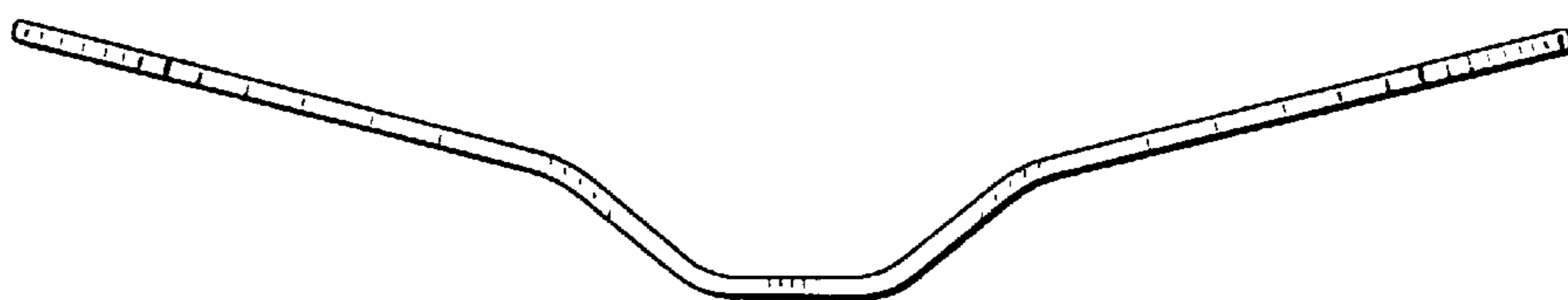


FIG. 5