



US00D415007S

United States Patent [19]

[11] **Patent Number: Des. 415,007**

Jimenez et al.

[45] **Date of Patent: ** Oct. 12, 1999**

[54] **TOOL HANDLE**

[75] Inventors: **Eduardo J. Jimenez**, Avon; **John D. Howard**, Woodbury; **John Staton**; **Joseph R. Martone**, both of Bristol, all of Conn.

[73] Assignee: **The Stanley Works**, New Britain, Conn.

[**] Term: **14 Years**

[21] Appl. No.: **29/092,233**

[22] Filed: **Aug. 14, 1998**

[51] **LOC (6) Cl.** **08-04**

[52] **U.S. Cl.** **D8/107**

[58] **Field of Search** D8/47, 83, 107, D8/DIG. 7; 81/177.1, 489; 16/110 R, 111 R, 114 R, 116 R, DIG. 12, DIG. 18

[56] **References Cited**

U.S. PATENT DOCUMENTS

1,257,799 2/1918 Brown 74/548
2,275,280 3/1942 Belden 16/116 R

2,620,001 12/1952 Fratz et al. 81/177.1
3,844,012 10/1974 Sturtevant 81/177.1
4,416,166 11/1983 Jannard et al. 74/551.9
4,951,533 8/1990 Hillinger 81/177.1
5,359,911 11/1994 Kruesi 81/436

Primary Examiner—Alan P. Douglas
Assistant Examiner—Reid Hecker
Attorney, Agent, or Firm—Pillsbury Madison & Sutro LLP

[57] **CLAIM**

The ornamental design for a tool handle, as shown and described.

DESCRIPTION

FIG. 1 is a perspective view of a tool handle showing our new design, looking down from the top onto the front side thereof;

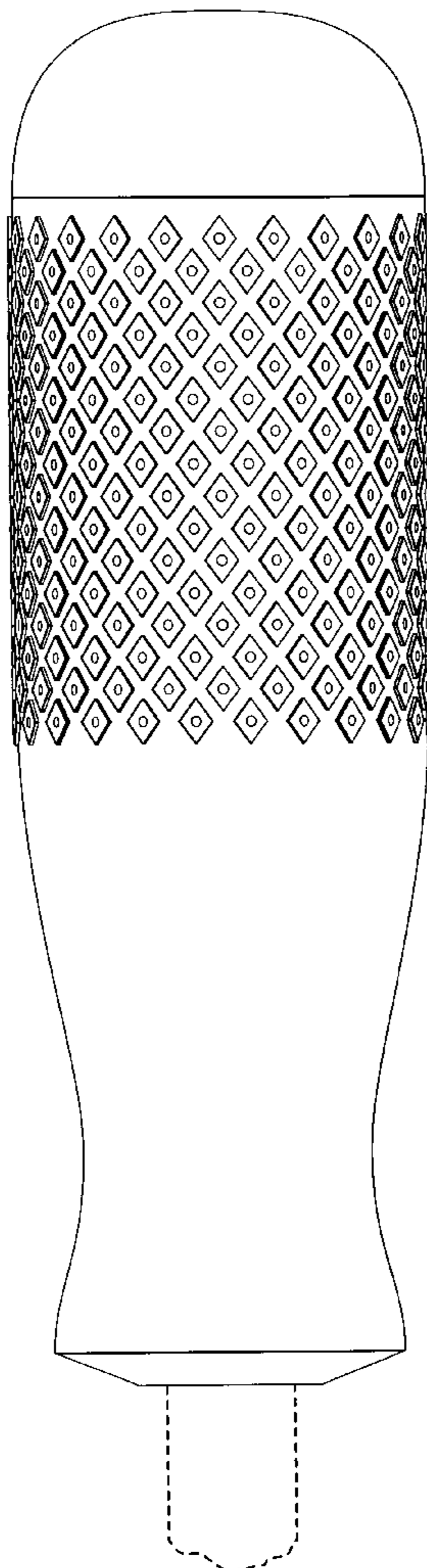
FIG. 2 is a front elevational view, the rear elevational view and the right and left side elevational views being identical thereto;

FIG. 3 is a top plan view thereof; and,

FIG. 4 is a bottom plan view thereof.

The broken line showing of environment is for illustrative purposes only and forms no part of the claimed design.

1 Claim, 3 Drawing Sheets



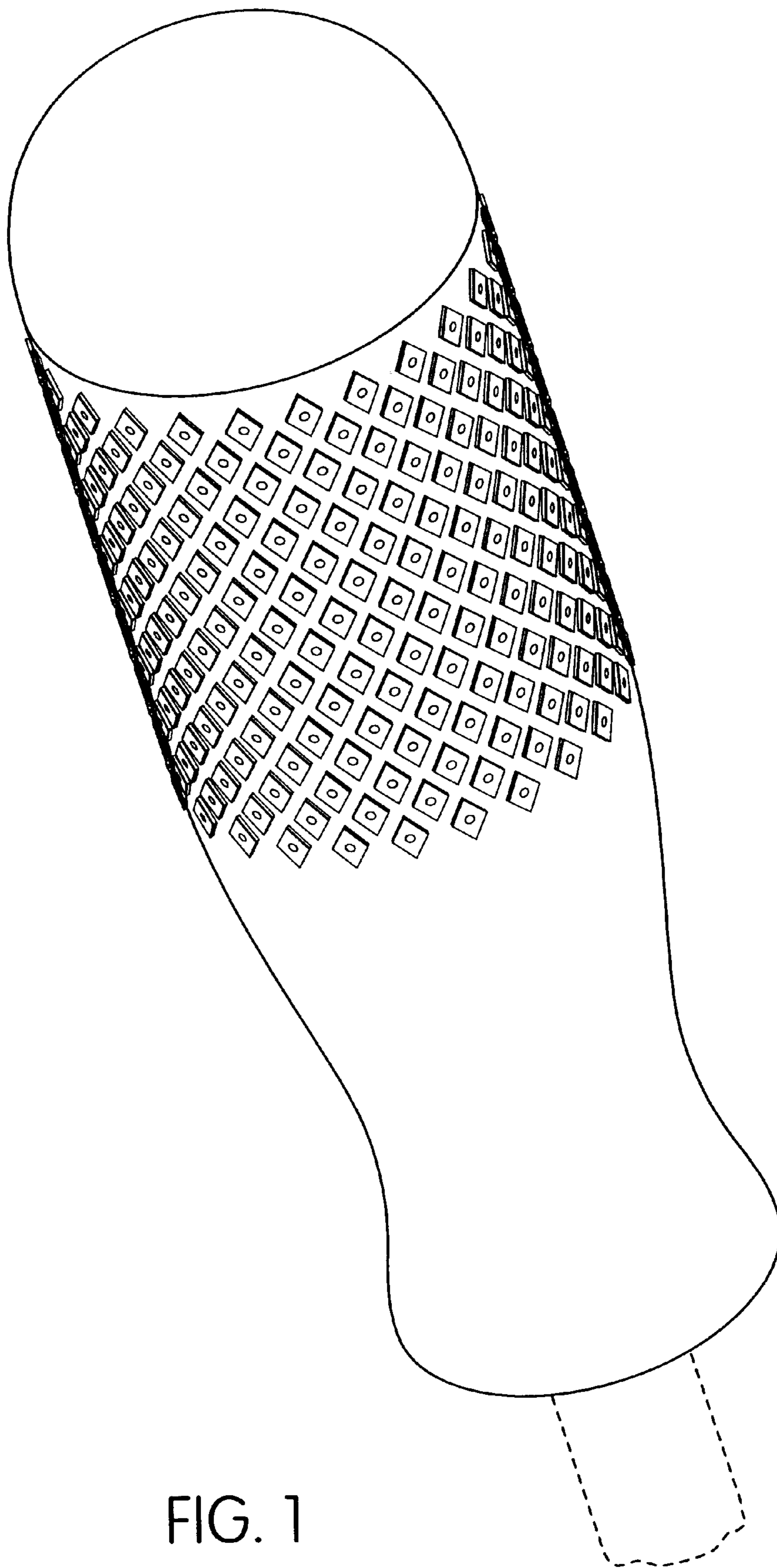


FIG. 1




FIG. 2

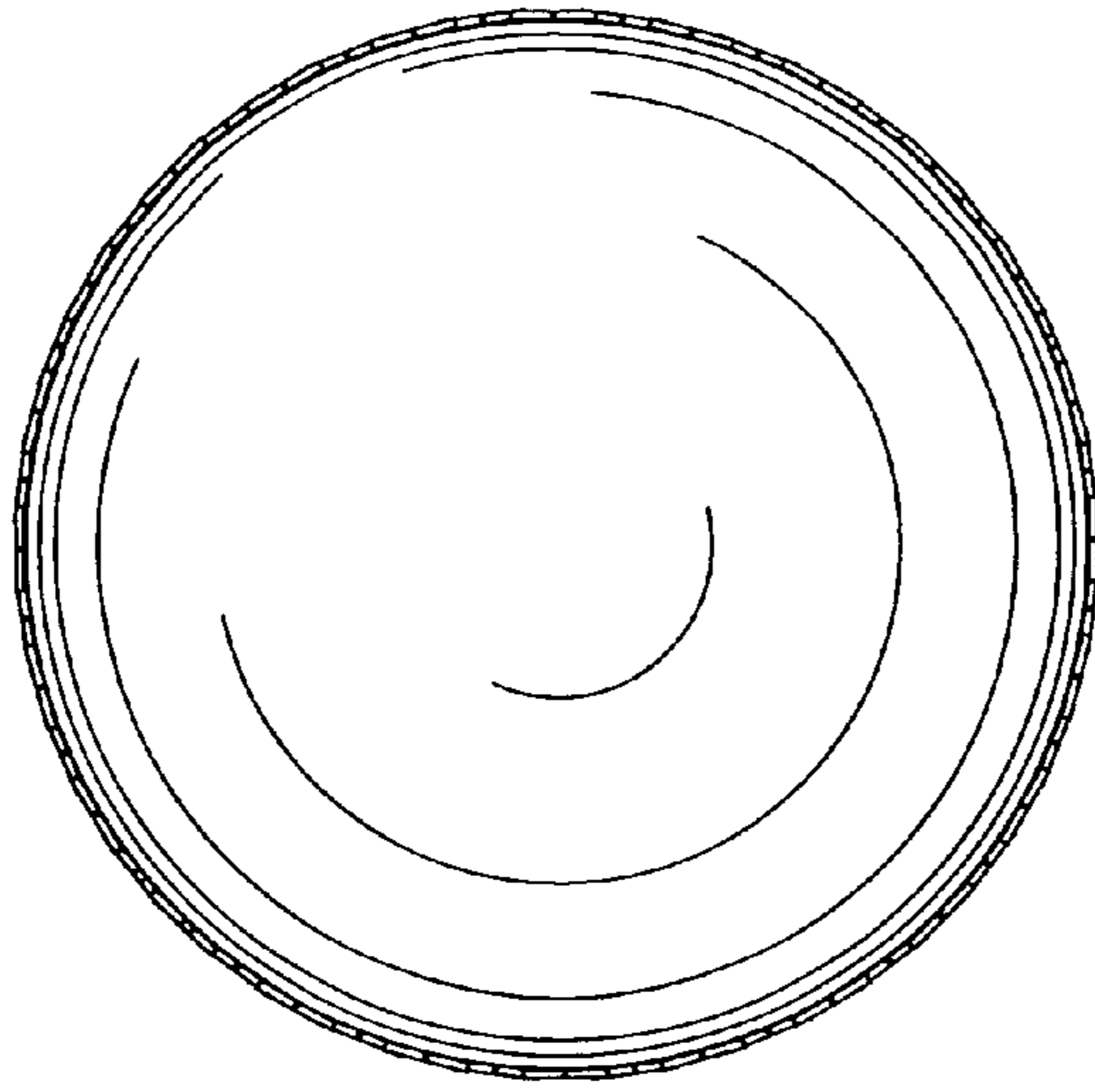


FIG. 3

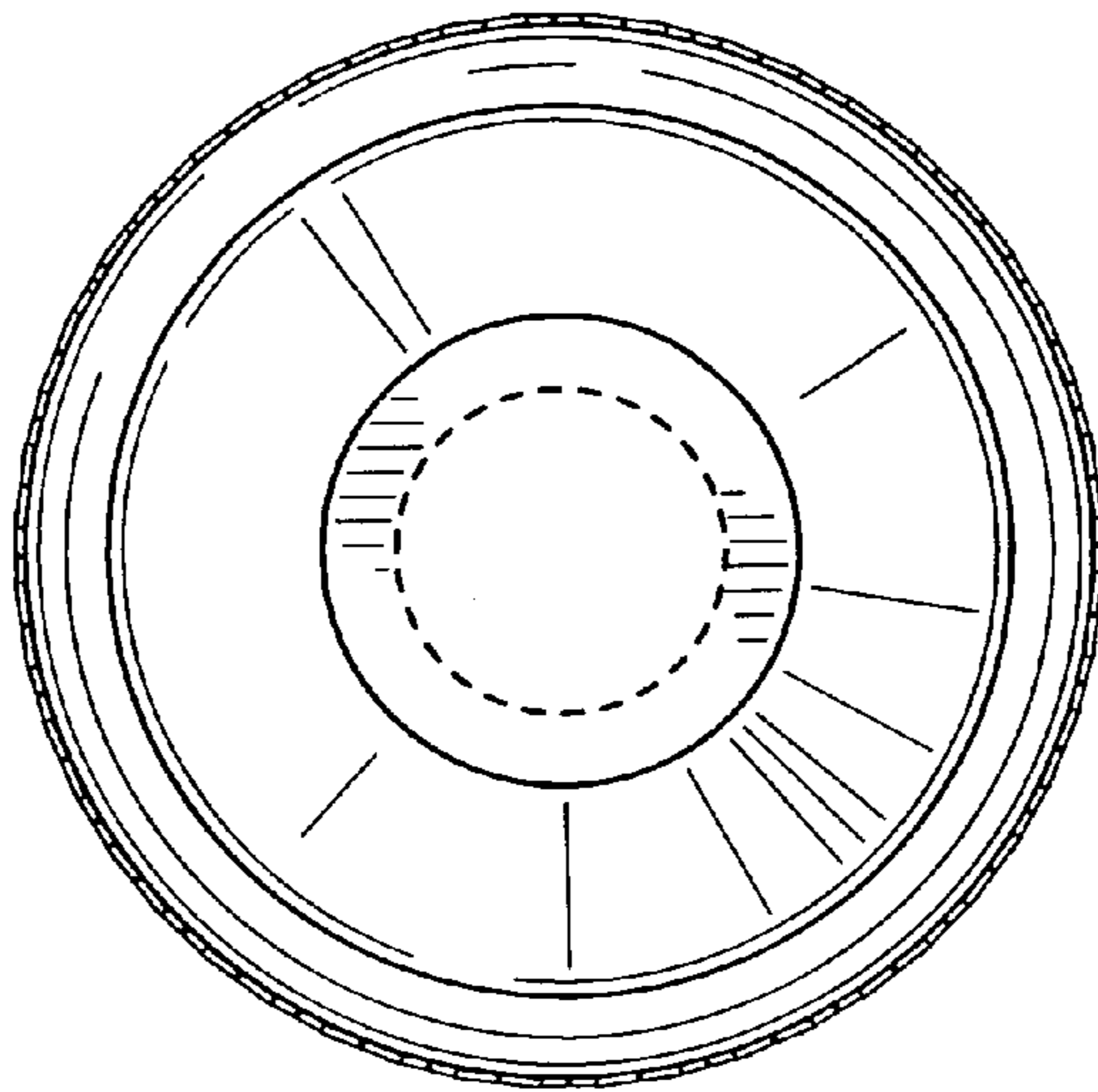


FIG. 4