



US00D414997S

# United States Patent [19]

Hsieh

[11] **Patent Number: Des. 414,997**

[45] **Date of Patent: \*\* Oct. 12, 1999**

[54] **WRENCH**

3,921,476 11/1975 Evans ..... 81/119

[76] Inventor: **Chih-Ching Hsieh**, No. 64, Lane 107,  
Liang Tsun Rd., Fong Yuan City,  
Taichung Hsien, Taiwan

*Primary Examiner*—Ted Shooman  
*Assistant Examiner*—Richelle Shelton  
*Attorney, Agent, or Firm*—Dougherty & Troxell

[\*\*] Term: **14 Years**

[57] **CLAIM**

[21] Appl. No.: **29/092,420**

The ornamental design for a wrench, as shown and described.

[22] Filed: **Aug. 19, 1998**

**DESCRIPTION**

[51] **LOC (6) Cl.** ..... **08-05**

FIG. 1 is a perspective view of a wrench showing my new design;

[52] **U.S. Cl.** ..... **D8/28**

FIG. 2 is a top plan view thereof;

[58] **Field of Search** ..... D8/17, 21-29;  
81/119, 125.1, 186

FIG. 3 is a front elevational view thereof, the rear elevational view being a mirror image of that shown;

FIG. 4 is a bottom plan view thereof;

FIG. 5 is a left side elevational view thereof; and,

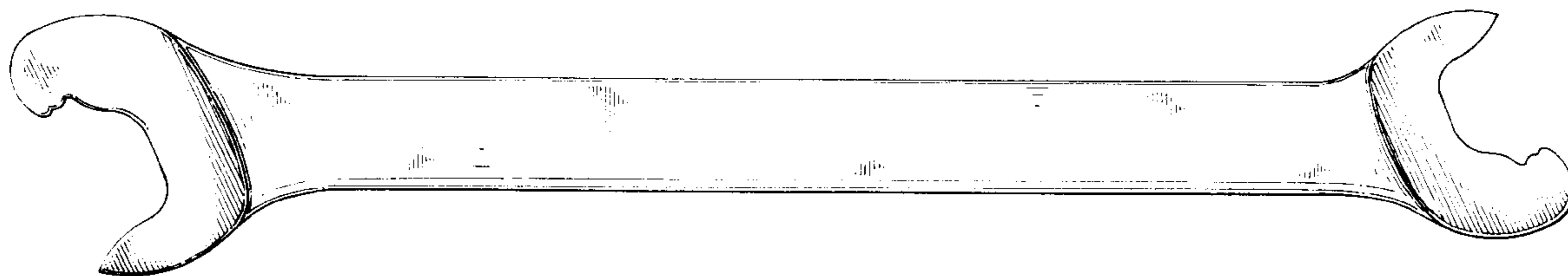
FIG. 6 is a right side elevational view thereof.

[56] **References Cited**

**U.S. PATENT DOCUMENTS**

D. 32,401 3/1900 Conner ..... D8/28  
463,137 11/1891 Carpenter ..... 81/125.1

**1 Claim, 3 Drawing Sheets**



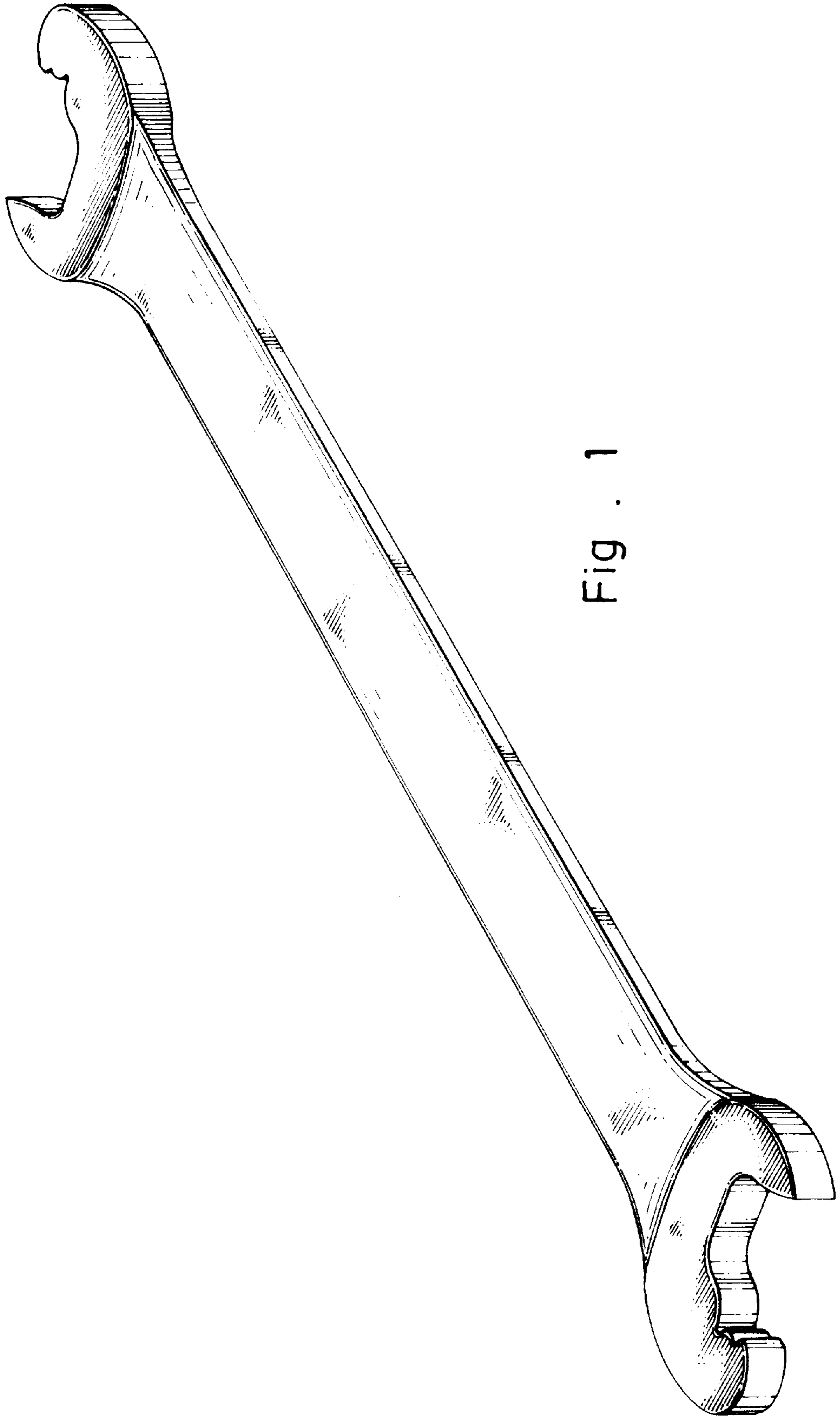


Fig . 1

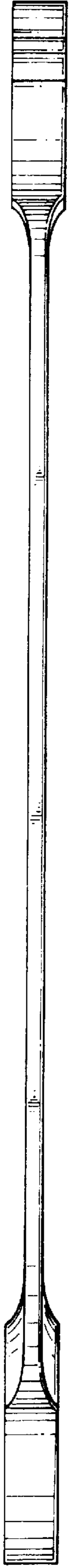


Fig. 2

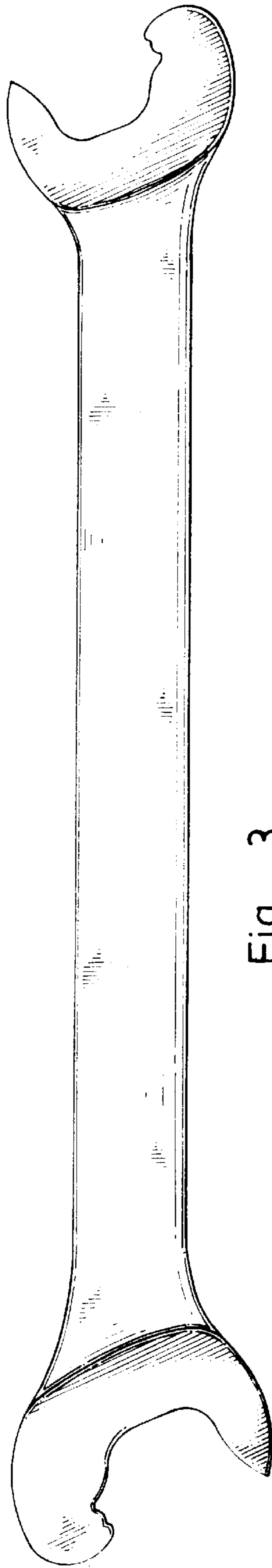


Fig. 3

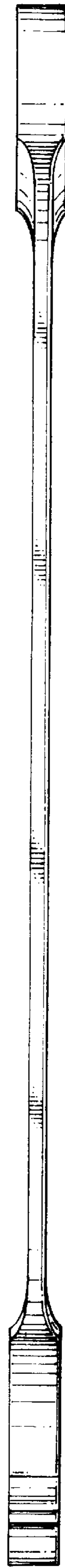


Fig. 4



Fig. 6



Fig. 5