



US00D414996S

United States Patent [19]
Macor

[11] **Patent Number: Des. 414,996**

[45] **Date of Patent: ** Oct. 12, 1999**

[54] **ADJUSTABLE WRENCH HEAD WITH BEAK TIP**

1,987,399 1/1935 Harris 81/186

[75] Inventor: **Richard J. Macor**, Warren County, N.J.

Primary Examiner—Ted Shooman
Assistant Examiner—Richelle Shelton

[73] Assignee: **Proprietary Technologies, Inc.**,
Stewartsville, N.J.

[57] **CLAIM**

[**] Term: **14 Years**

The ornamental design for an adjustable wrench head with beak tip, as shown and described.

[21] Appl. No.: **29/094,839**

DESCRIPTION

[22] Filed: **Oct. 13, 1998**

FIG. 1 is a front elevational view of an adjustable wrench head with beak tip showing my new design;
FIG. 2 is a left side elevational view thereof;
FIG. 3 is a right side elevational view thereof;
FIG. 4 is a top plan view thereof; and,
FIG. 5 is a bottom plan view thereof.

[51] **LOC (6) Cl.** **08-05**

[52] **U.S. Cl.** **D8/22**

[58] **Field of Search** D8/21, 22; 81/129,
81/179, 186

The rear of the adjustable wrench head with beak tip forms no part of the claimed design.

[56] **References Cited**

The broken line disclosure in FIGS. 1-5 define the boundary of the claimed subject matter but form no part of it.

U.S. PATENT DOCUMENTS

362,661 5/1887 Risdon 81/186
1,563,242 11/1925 Tweit 81/186

1 Claim, 1 Drawing Sheet

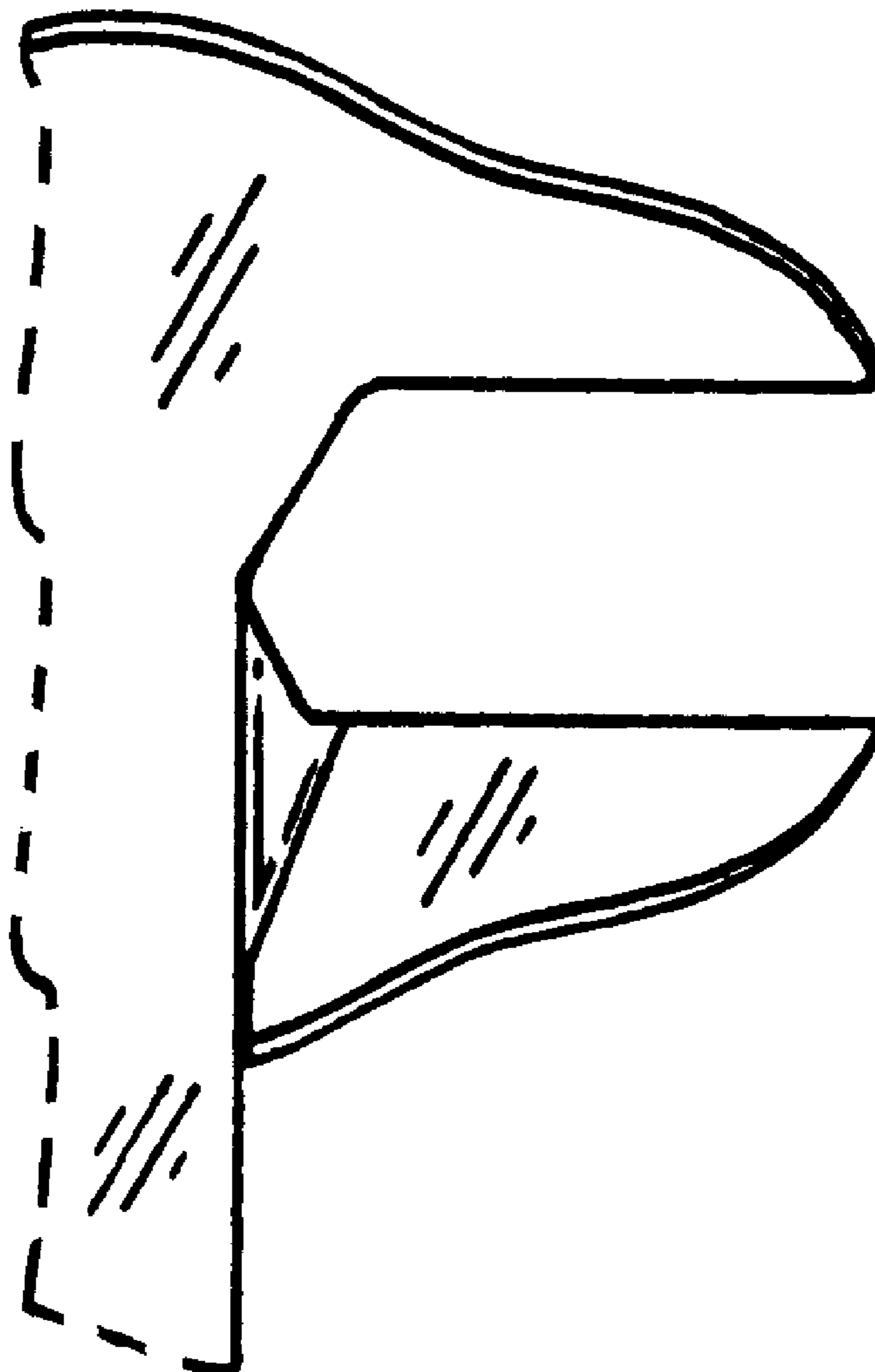




FIG. 1

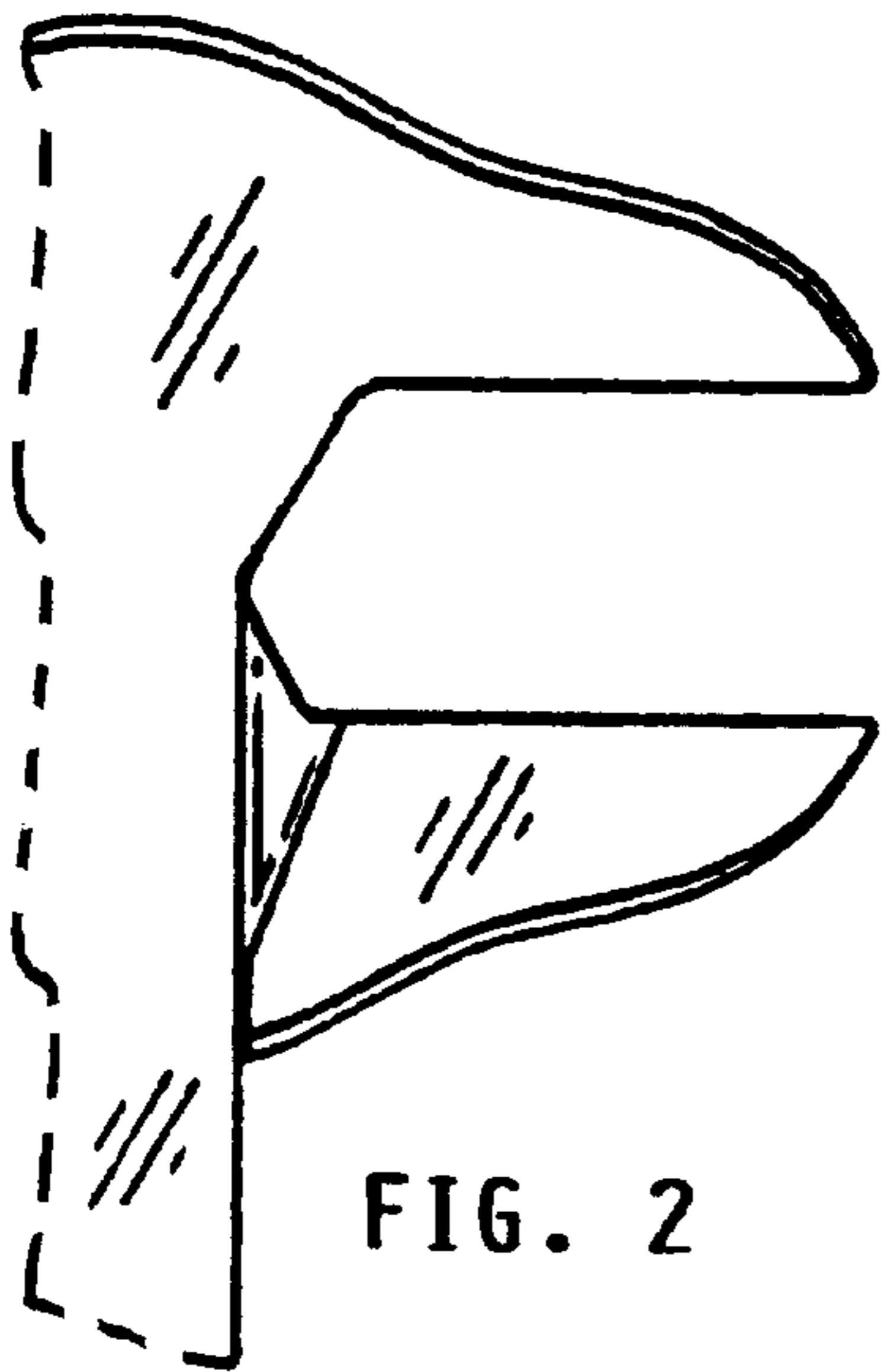


FIG. 2

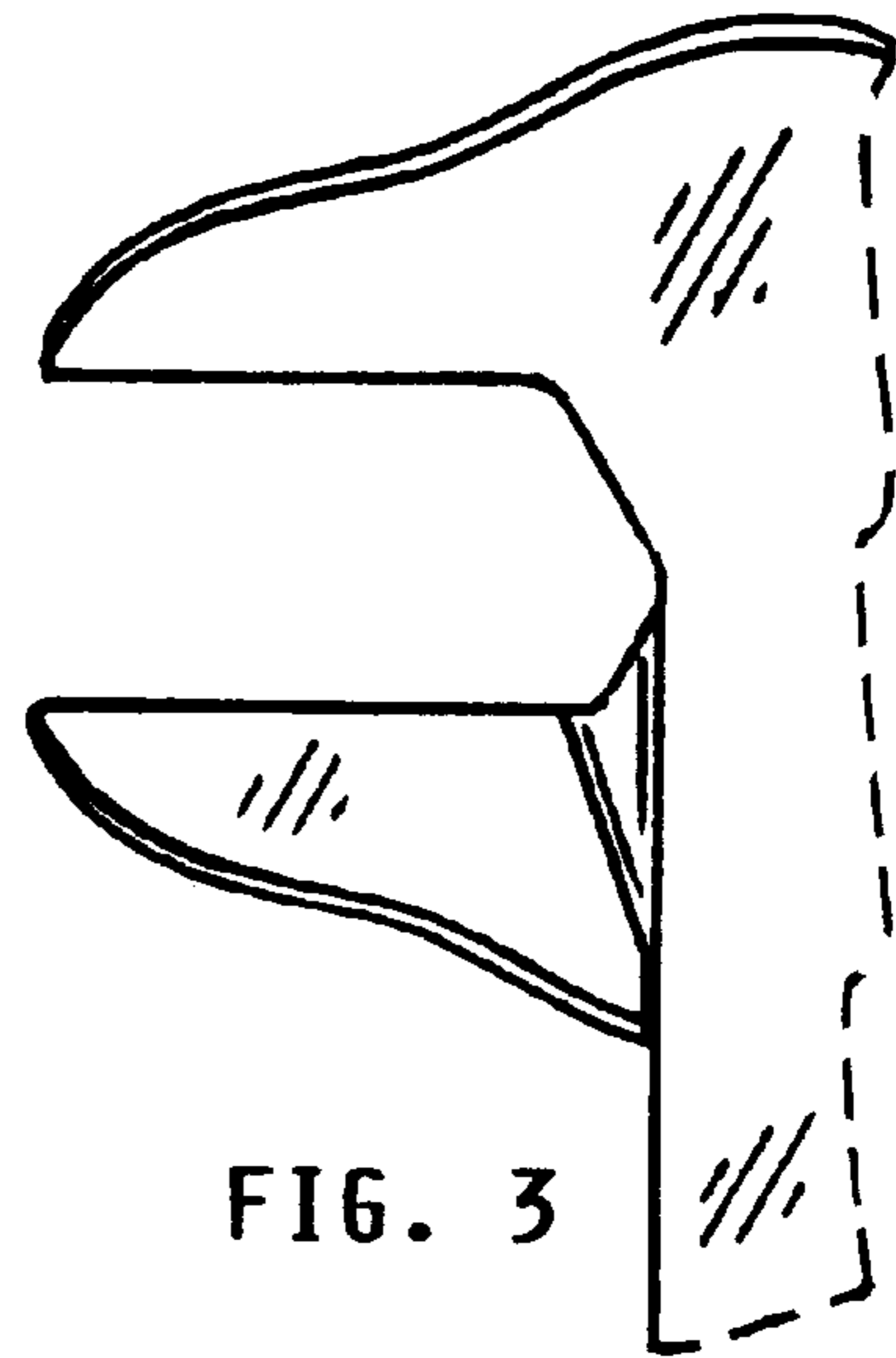


FIG. 3



FIG. 4



FIG. 5