



US00D414992S

United States Patent [19] Schmidt

[11] **Patent Number: Des. 414,992**

[45] **Date of Patent: ** Oct. 12, 1999**

[54] **MOVING SPICE RACK**

[75] Inventor: **George Schmidt**, Douglaston, N.Y.

[73] Assignee: **M. Kamenstein, Inc.**, Elmsford, N.Y.

[**] Term: **14 Years**

[21] Appl. No.: **29/085,931**

[22] Filed: **Apr. 1, 1998**

Related U.S. Application Data

[63] Continuation of application No. 08/957,201, Oct. 24, 1997.

[51] **LOC (6) Cl.** **07-06**

[52] **U.S. Cl.** **D7/701**

[58] **Field of Search** D7/701; D6/514;
211/122, 1.52, 85.4, 121, 74, 1.51, 1.56,
26, 27, 32, 163; 312/266-268, 319.5

[56] References Cited

U.S. PATENT DOCUMENTS

D. 291,637	9/1987	Burin	D6/514
D. 380,357	7/1997	Kibbe	D7/701
2,092,927	9/1937	Merwitz	211/1.52
5,024,318	6/1991	Schwarze et al.	198/465.2
5,533,632	7/1996	Patterson et al.	211/122

Primary Examiner—Mitchell I Siegel

Attorney, Agent, or Firm—Robert A. Koons, Jr.; James W. Bolcsak

[57] CLAIM

The ornamental design for a moving spice rack, as shown and described.

DESCRIPTION

FIG. 1 is a perspective view of a moving spice rack showing my new design, with the broken lines showing matter for illustrative purposes only and forming no part of the claimed design;

FIG. 2 is a front elevational view of the moving spice rack, with the broken lines showing matter for illustrative purposes only and forming no part of the claimed design;

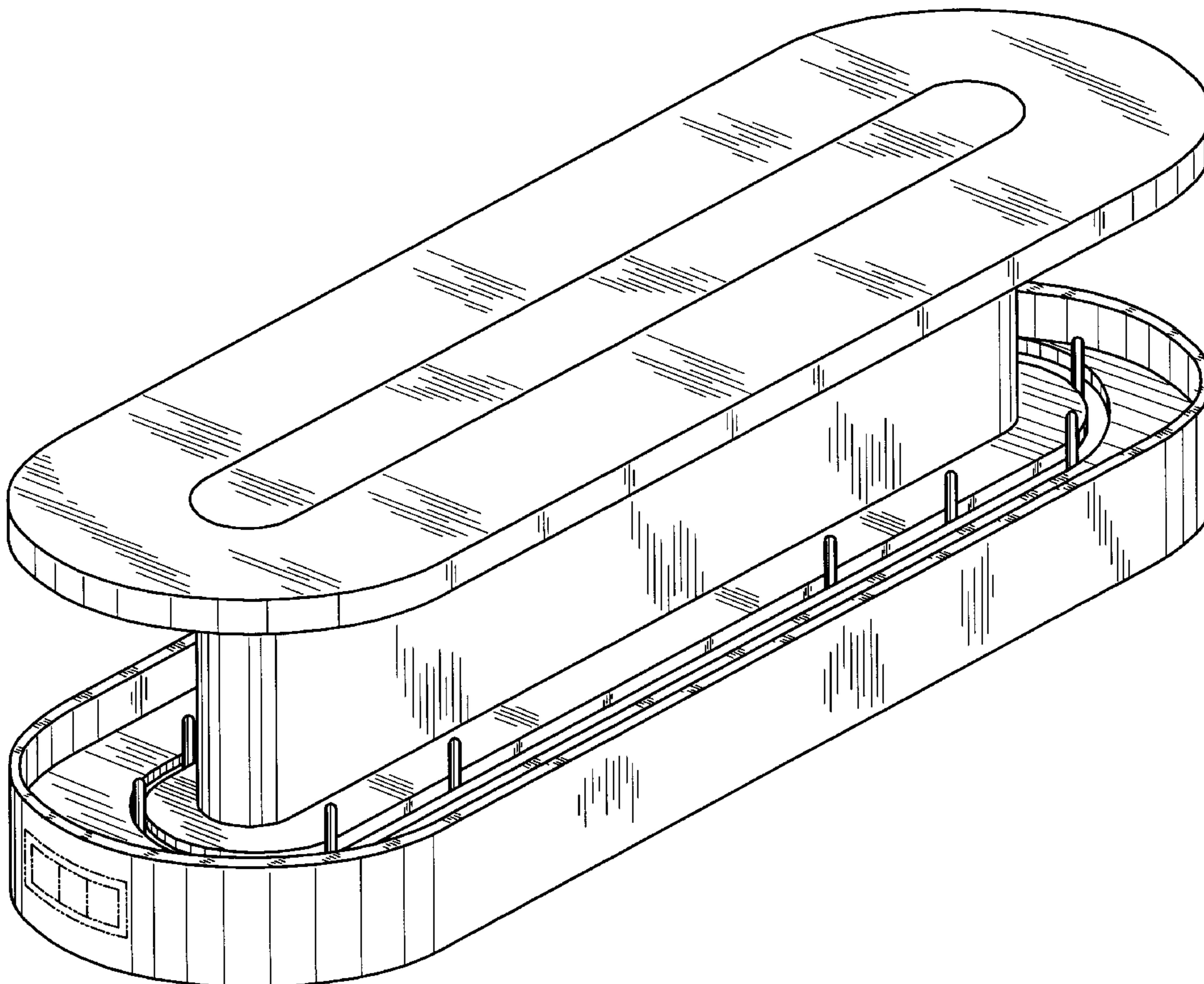
FIG. 3 is a top plan view of the moving spice rack;

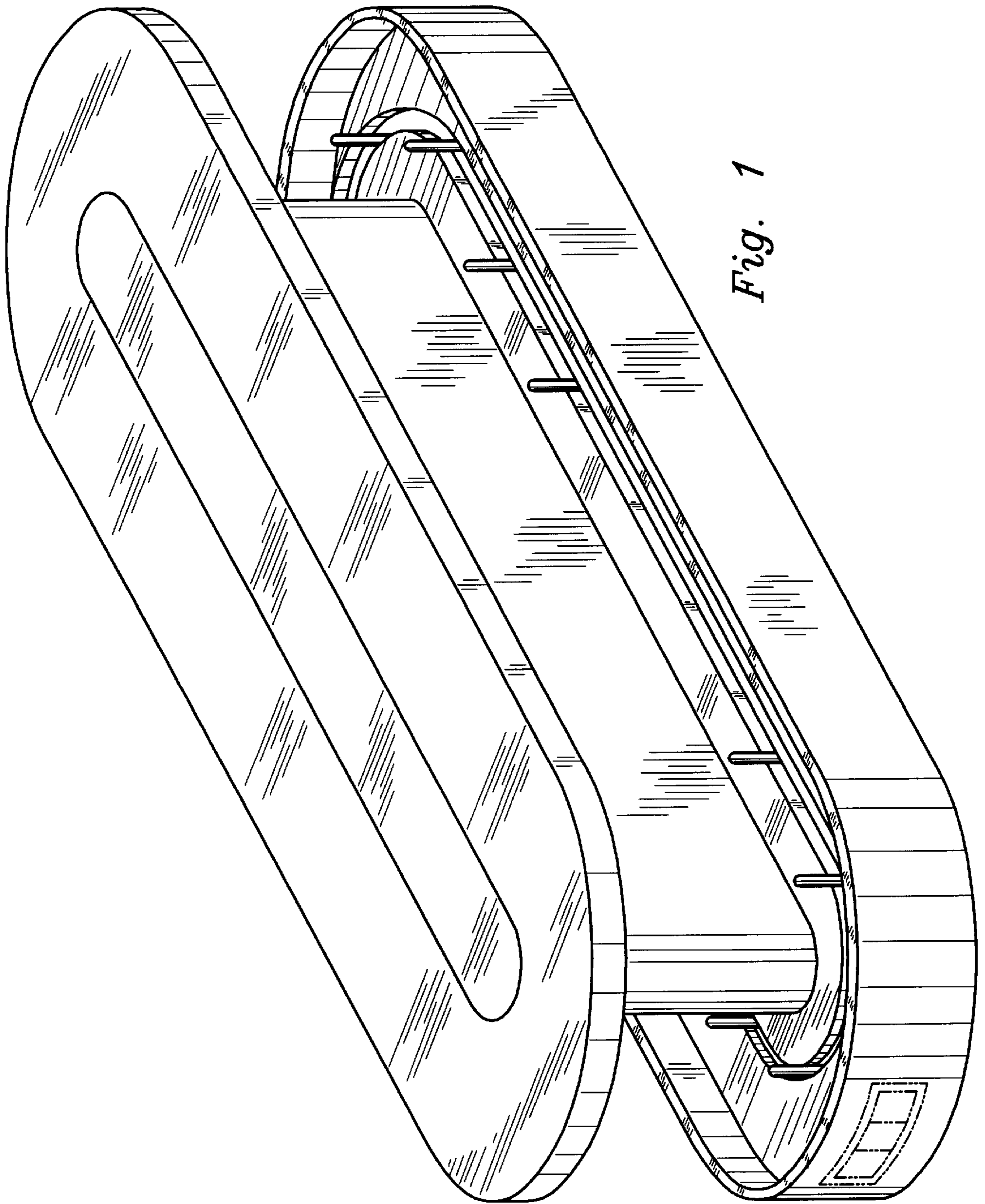
FIG. 4 is a bottom plan view of the moving spice rack, with the broken lines showing matter for illustrative purposes only and forming no part of the claimed design;

FIG. 5 is a right side elevational view of the moving spice rack, with the broken lines showing matter for illustrative purposes only and forming no part of the claimed design, and with the left side elevational view being a mirror image thereof; and,

FIG. 6 is a rear elevational view of the moving spice rack, with the broken lines showing matter for illustrative purposes only and forming no part of the claimed design.

1 Claim, 6 Drawing Sheets





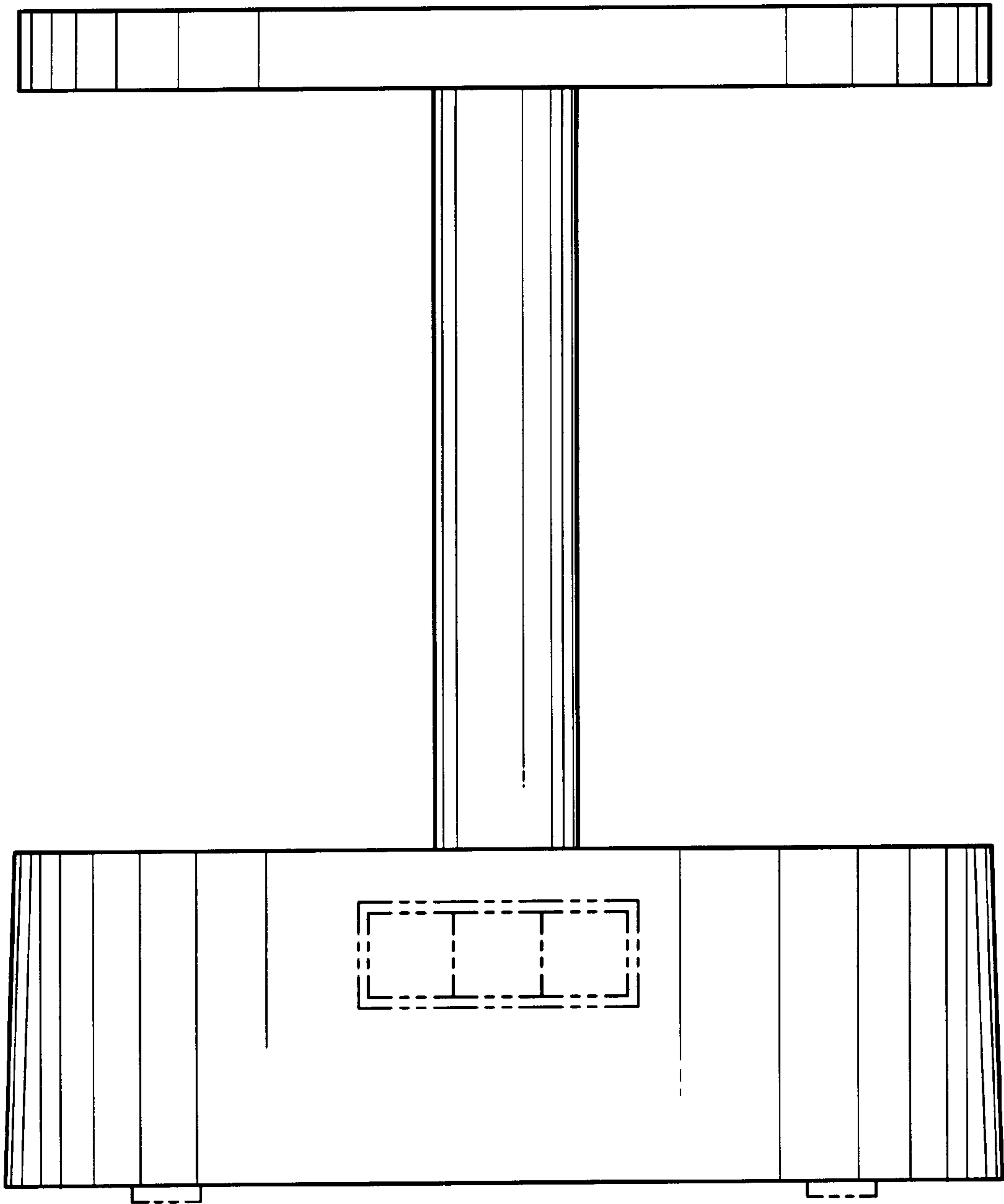


Fig. 2




Fig. 3




Fig. 4

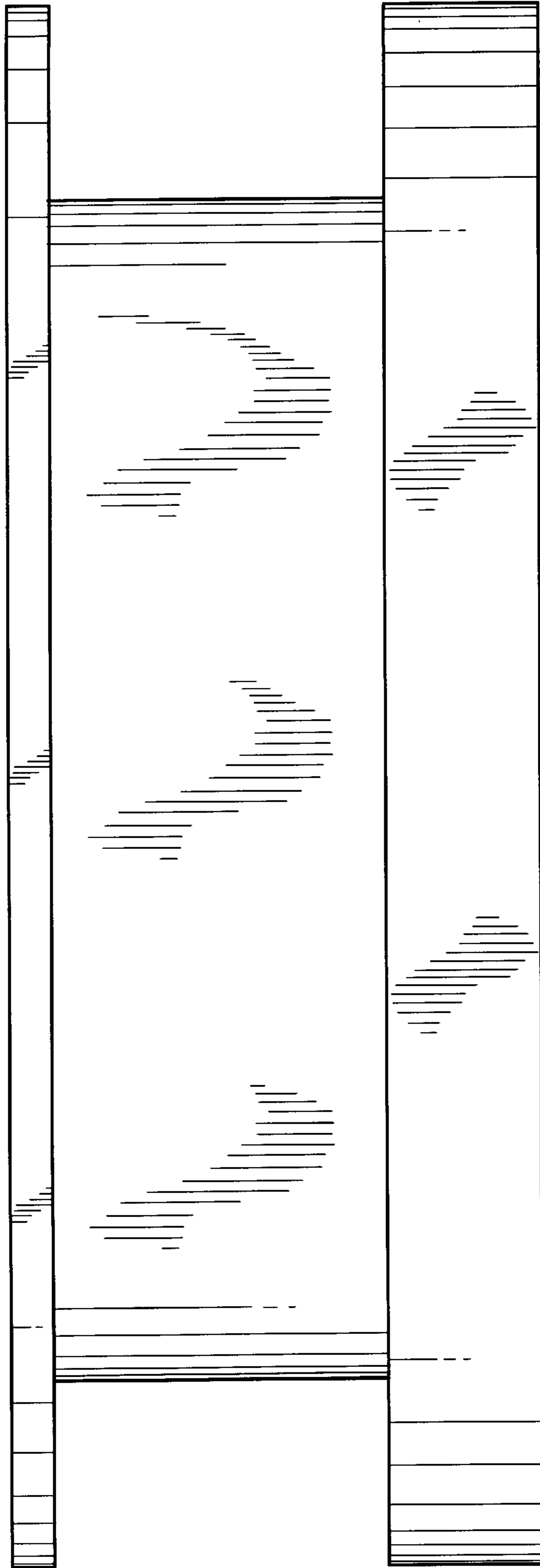


Fig. 5

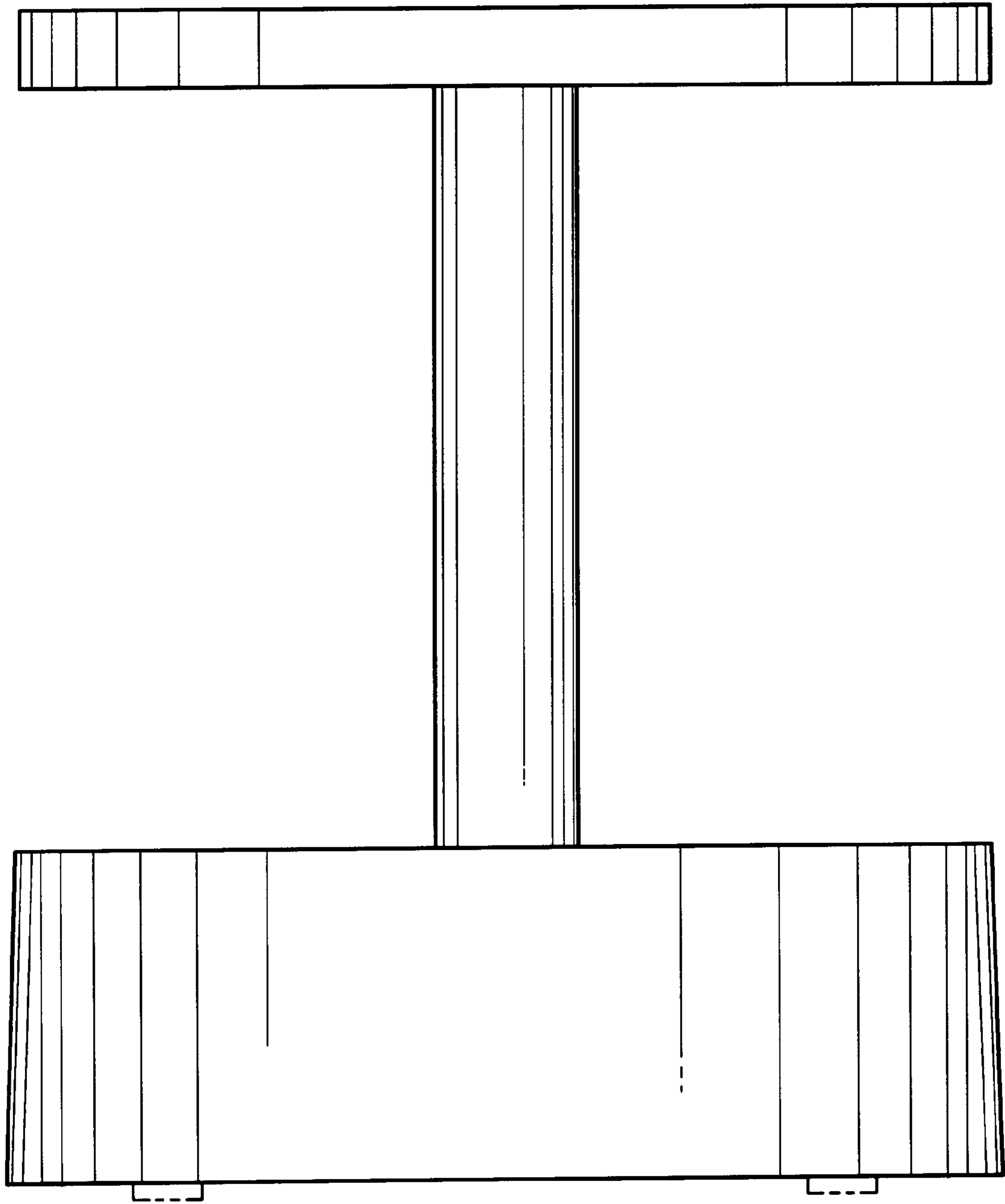


Fig. 6