



US00D414989S

**United States Patent** [19]  
**Shamoon**

[11] **Patent Number: Des. 414,989**

[45] **Date of Patent: \*\* Oct. 12, 1999**

[54] **KNIFE HANDLE**

[76] Inventor: **Ellis N. Shamoon**, 2833 Park Bridge Ct., Dallas, Tex. 75219

[\*\*] Term: **14 Years**

[21] Appl. No.: **29/092,516**

[22] Filed: **Aug. 20, 1998**

[51] **LOC (6) Cl.** ..... **07-03**

[52] **U.S. Cl.** ..... **D7/649; D8/98**

[58] **Field of Search** ..... D7/642, 645, 649, D7/650, 401.2; D8/98, 99, 107; 30/147-150, 322, 324, 340, 343, 345

[56] **References Cited**

**U.S. PATENT DOCUMENTS**

- D. 298,211 10/1988 Cobura ..... D8/99
- D. 323,448 1/1992 Salviato ..... D7/649

*Primary Examiner*—Caron D. Veynar  
*Attorney, Agent, or Firm*—Daniel V. Thompson

[57] **CLAIM**

The ornamental design for a “knife handle,” as shown and described.

**DESCRIPTION**

FIG. 1 is a perspective view, the broken line showing of a knife blade is for illustrative purposes only and forms no part of the claimed design;

FIG. 2 is a side view, the opposite side view is a mirror image.

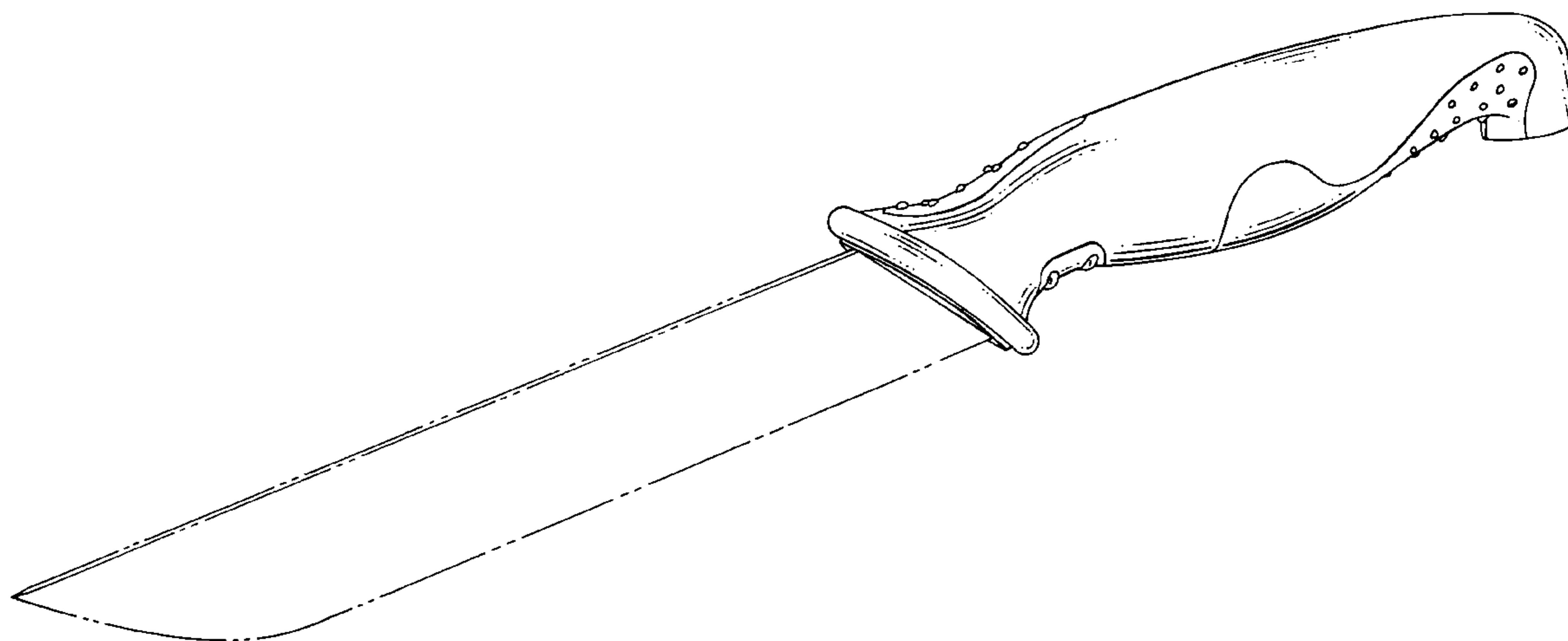
FIG. 3 is a top view;

FIG. 4 is bottom view;

FIG. 5 is an end view; and,

FIG. 6 is an end view similar to FIG. 5 except rotated 180 degrees.

**1 Claim, 2 Drawing Sheets**



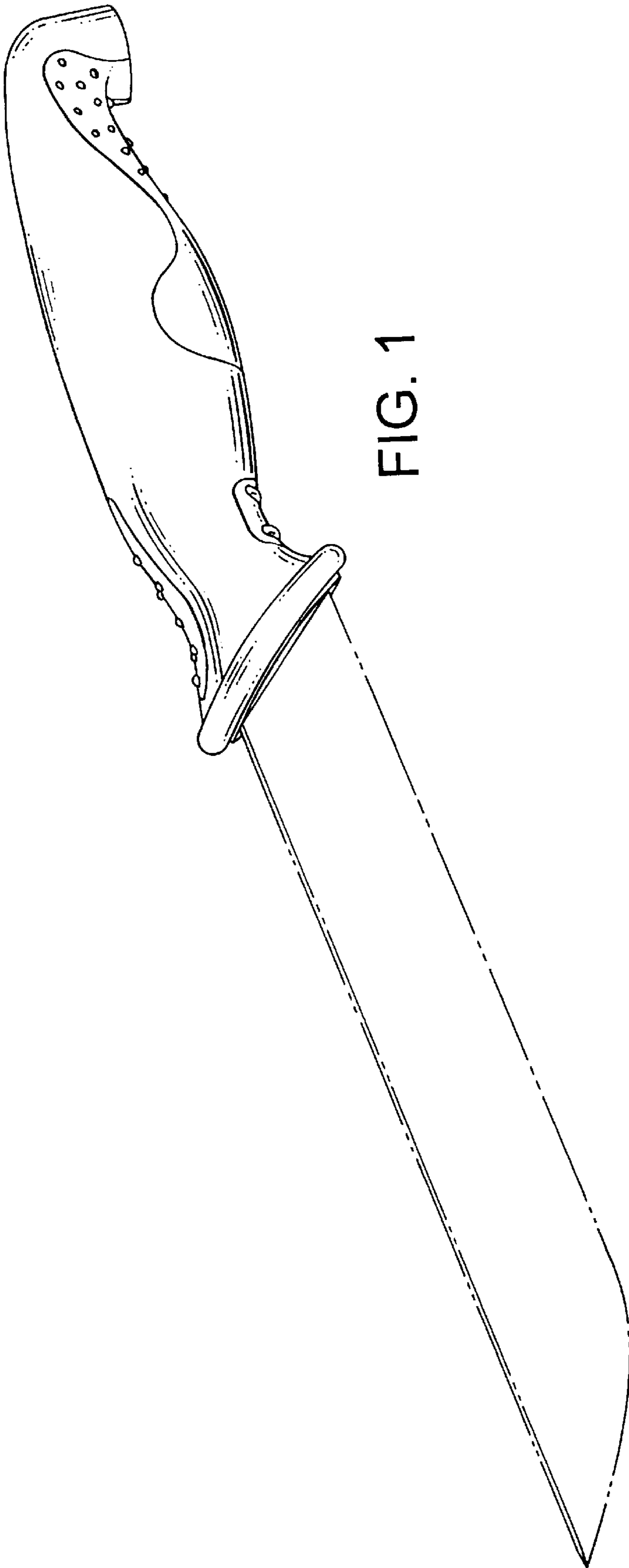


FIG. 1

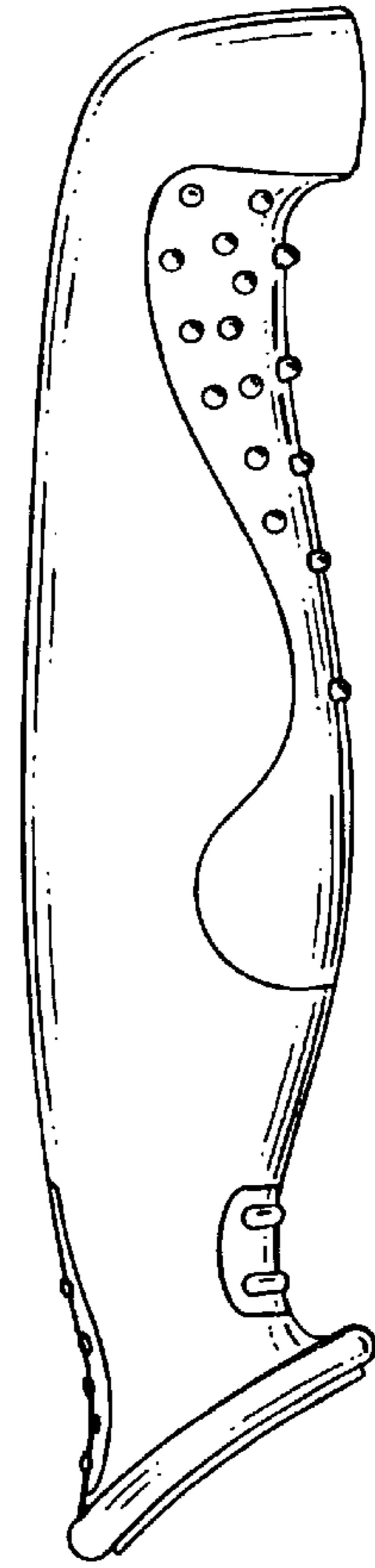


FIG. 2




FIG. 3

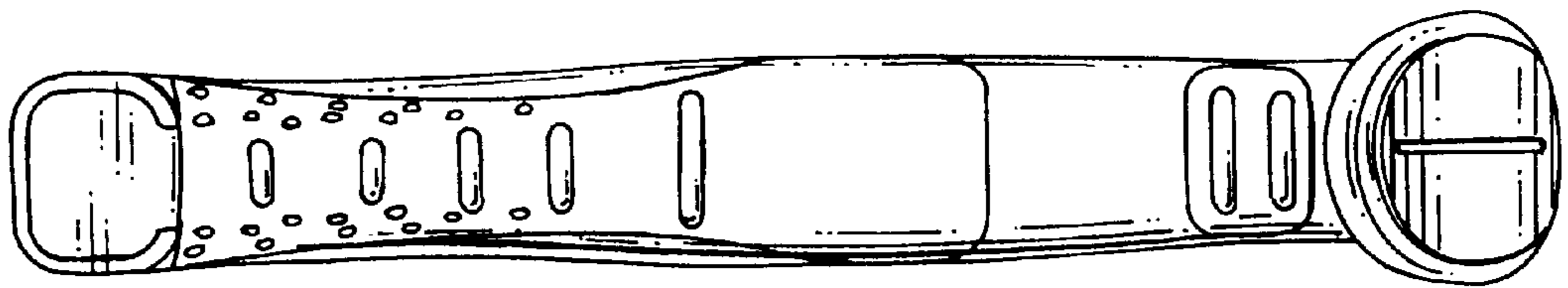


FIG. 4




FIG. 5

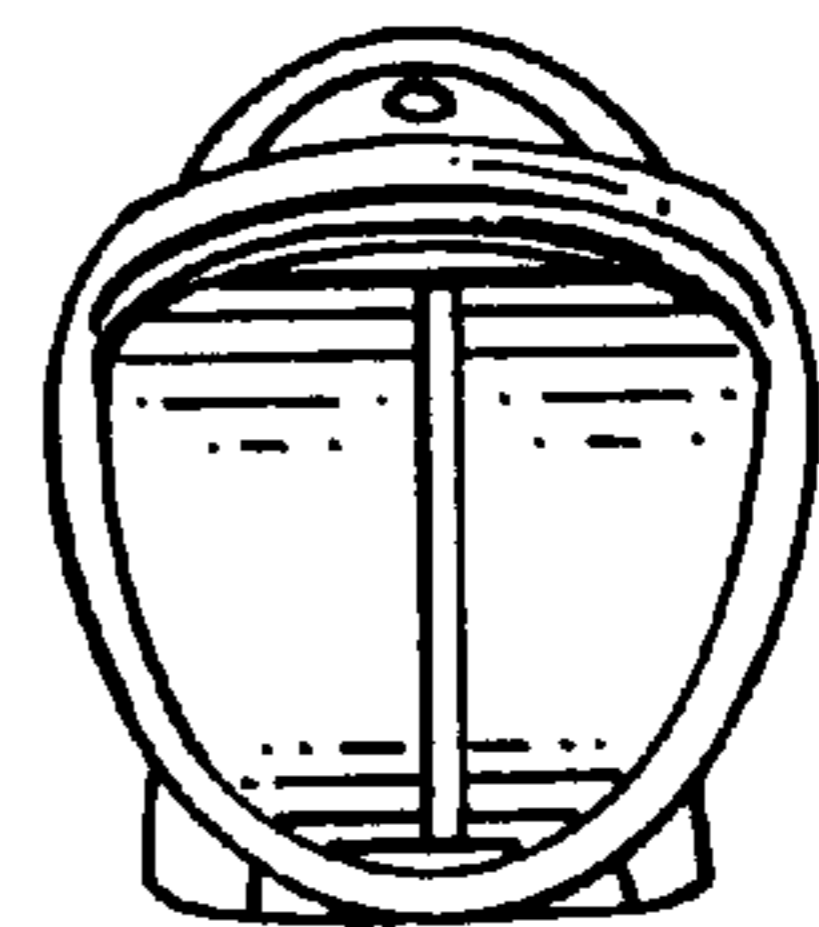


FIG. 6