



US00D414979S

United States Patent [19] de Bergen

[11] Patent Number: **Des. 414,979**

[45] Date of Patent: **** Oct. 12, 1999**

[54] **TEA KETTLE**

[75] Inventor: **Stephane de Bergen**, Villecerf, France

[73] Assignee: **Le Creuset of America, Inc.**, Early Branch, S.C.

[**] Term: **14 Years**

[21] Appl. No.: **29/097,223**

[22] Filed: **Dec. 2, 1998**

[51] **LOC (6) Cl.** **07-01**

[52] **U.S. Cl.** **D7/320; D7/321**

[58] **Field of Search** **D7/312, 321, 322, D7/320, 319; 222/470, 475.1, 572; 97/306**

[56] **References Cited**

U.S. PATENT DOCUMENTS

- D. 43,106 10/1912 Hoffmann D7/321
- D. 59,218 10/1921 Havilland D7/312
- D. 80,412 1/1930 Fairchild D7/312

- D. 279,755 7/1985 Lax D7/320
- D. 283,780 5/1986 Laslo D7/320
- D. 342,640 12/1993 Lebowitz D7/322
- D. 347,139 5/1994 Ancona et al. D7/322 X
- D. 380,337 7/1997 Lien D7/322

Primary Examiner—M. N. Pandozzi
Attorney, Agent, or Firm—Dority & Manning, P.A.

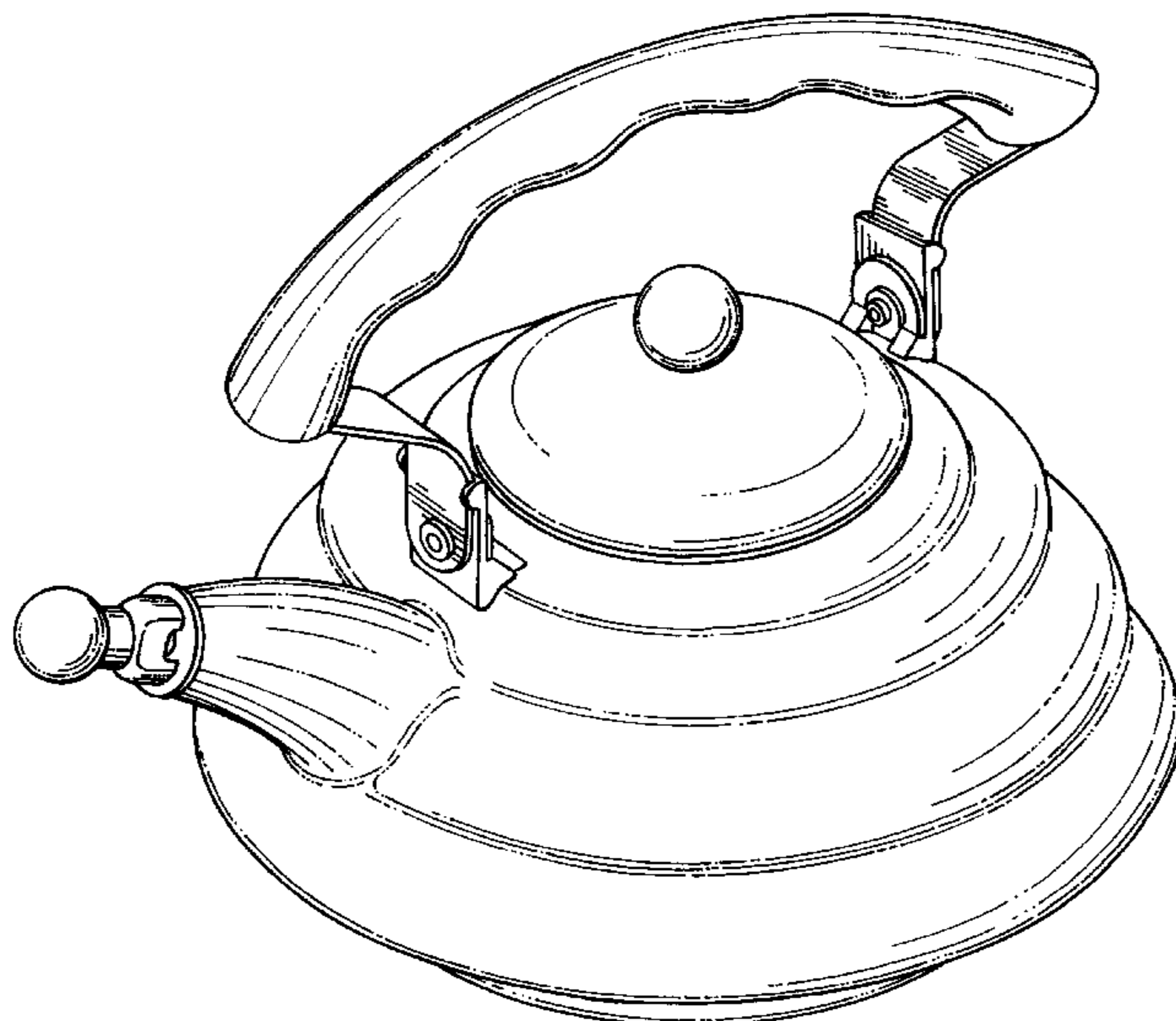

[57] **CLAIM**

The ornamental design for tea kettle, as shown and described.

DESCRIPTION

FIG. 1 is a side view of a tea kettle according to the present invention. The opposite side is a mirror image.
FIG. 2 is a top view of the tea kettle of FIG. 1.
FIG. 3 is a front view of the tea kettle of FIG. 1.
FIG. 4 is a rear view of the tea kettle of FIG. 1.
FIG. 5 is a bottom view of the tea kettle of FIG. 1; and,
FIG. 6 is an isometric view of the tea kettle of FIG. 1.

1 Claim, 6 Drawing Sheets






Fig. 1

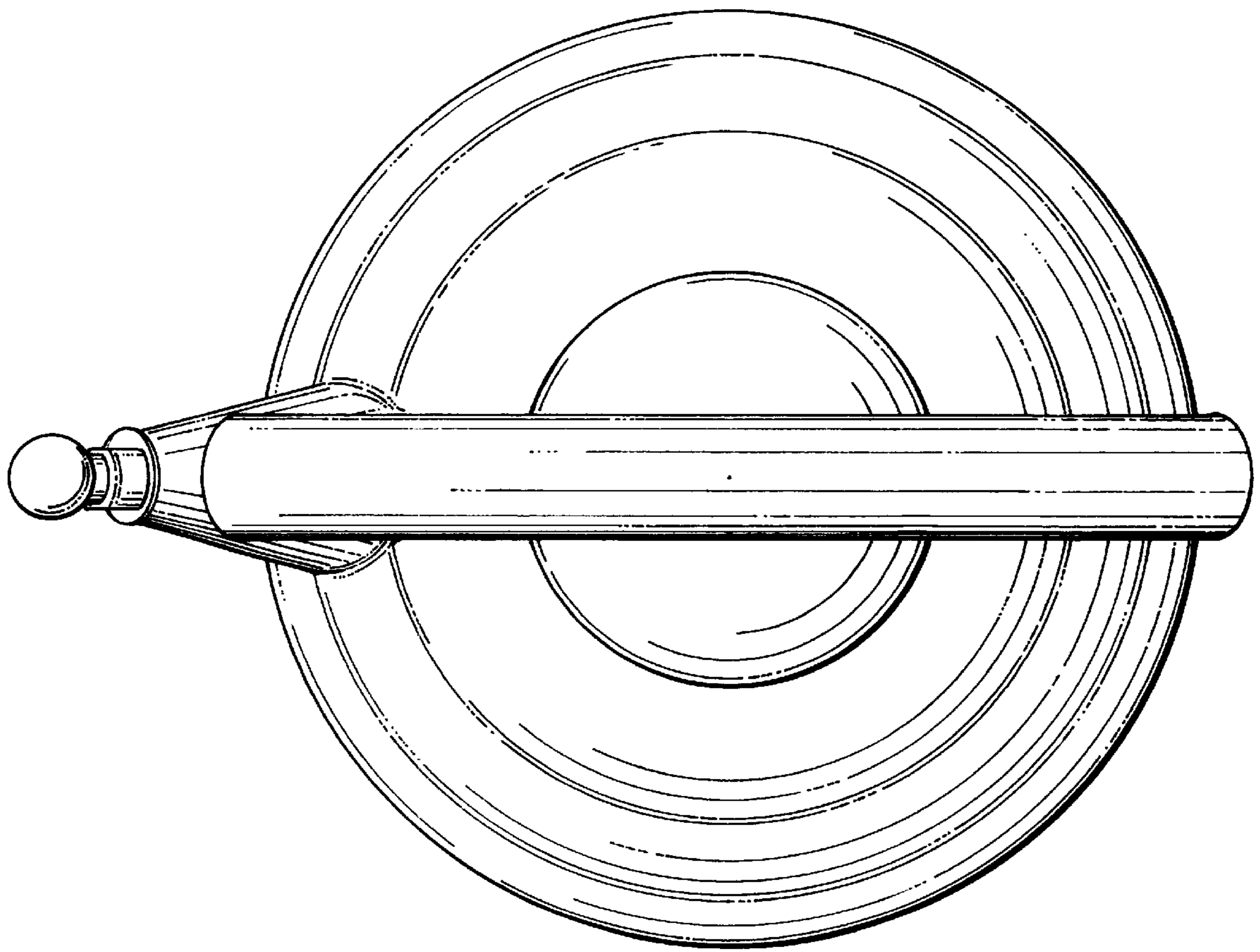


Fig. 2




Fig. 3




Fig. 4




Fig. 5

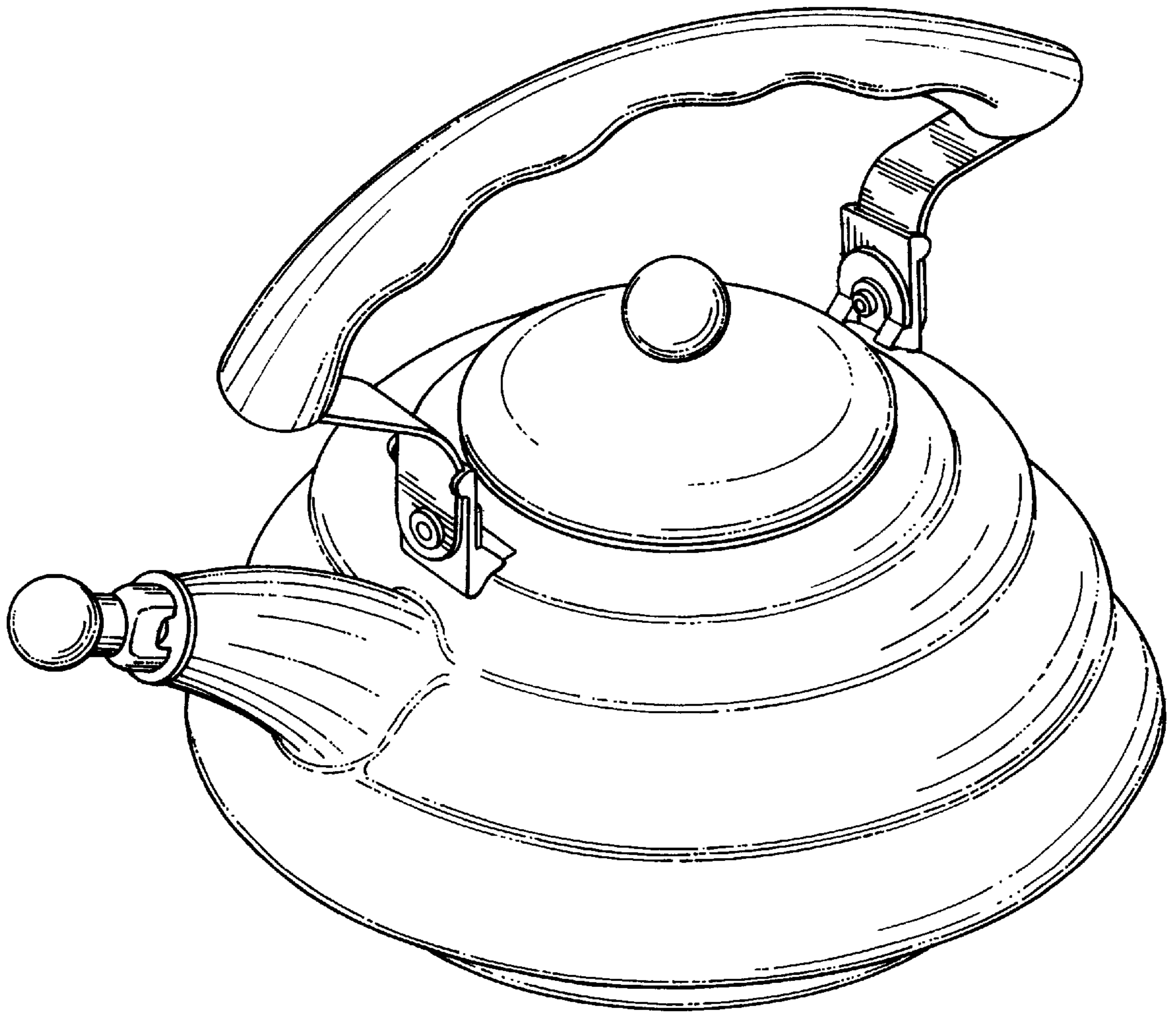


Fig. 6